

# FY 2023-2024 Performance Evaluation System Report

---

LOUISIANA STATE CIVIL SERVICE

Byron P. Decoteau, Jr.  
Director  
Louisiana State Civil Service



STATECIVILSERVICE

# Table of Contents

Statewide Summary .....	1
Department of Agriculture and Forestry.....	2
Department of Children and Family Services .....	4
Department of Corrections .....	6
Department of Economic Development .....	18
Department of Education .....	21
Department of Environmental Quality.....	23
Department of Insurance .....	25
Department of Public Safety .....	27
Department of Revenue.....	37
State Civil Service Agencies .....	40
Department of Treasury .....	44
Department of Wildlife and Fisheries .....	46
Department of Culture, Recreation and Tourism .....	51
Department of Energy and Natural Resources.....	58
Department of Transportation and Development/Sabine River Auth/LAPELS.....	61
Division of Administration .....	66
Education – Other .....	73
Executive Department/Boards.....	78
Higher Education.....	102
Housing Authorities .....	136
Louisiana Department of Health .....	185
Louisiana Health Care Services Division.....	214
Louisiana Workforce Commission.....	217
Office of Juvenile Justice .....	221
Ports, Levees Boards, Fresh Water Districts.....	223
Public Service Commission .....	242
Retirement Systems.....	244
Secretary of State.....	249
Veterans Affairs.....	251
List of individual agencies who reported.....	258
List of individual agencies with employee count who did not report.....	264

# FY23-24 Performance Evaluation System Report

In accordance with Civil Service Rule 10.10(b), state agencies are required to submit an annual Performance Evaluation System (PES) report to the Director of State Civil Service. The evaluations reported in this document are for the fiscal year (FY) which ended June 30, 2024.

The documents which are included in this report are as follows:

## STATEWIDE SUMMARY REPORTS

The statewide summary report provides statistical information for all major departments, which reported PES information to State Civil Service for FY 2023-2024. It details the following:

- number of employees that were rated;
- number of employees that were rated “Exceptional”;
- number of employees that were rated “Successful”;
- number of employees that were rated “Needs Improvement/Unsuccessful”;
- number of employees that were “Not Evaluated”; and
- number of employees that were “Unrated”.

The summary report also includes a graphical depiction of PES ratings for FY 2023-2024.

## MAJOR AGENCY REPORTS

These reports provide the statistical data by major department and by individual agency. For example, the summary for the Department of Corrections includes all prisons, which fall under Corrections, including the Office of Adult Probation and Parole as well as Prison Enterprises. In addition, the report includes the PES data from each agency. Each major department summary includes the same categories of information as the Statewide Summary Report.

### **Statewide Unrated Evaluations for Fiscal Year 2023-2024**

For FY 2023-2024, there was a 1.07% increase in the statewide percentage of unrated employees, which was reported as 0.66% for FY 2022-2023. The overall “Unrated” percentage was 1.73% of 35,510 classified employees for whom ratings were reported in FY 2023-2024.

### **Unrated Category**

The “Unrated” category reflects the number of employees for which an official evaluation as defined in Chapter 10 of the State Civil Service rules was conducted in violation of the rule. For example, any rating conducted outside of the specified time parameters established in Chapter 10 would constitute a rule violation, thereby resulting in an evaluation of “Unrated” for the employee.

**Not Evaluated Category**

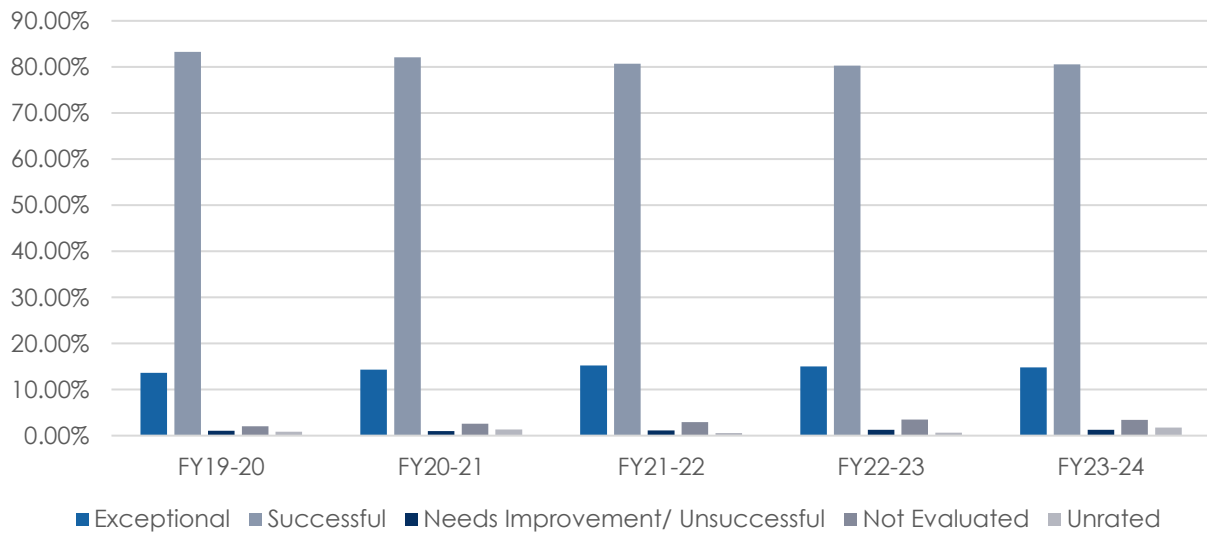
The “Not Evaluated” category allows for the evaluation of employees who transferred between agencies or were hired near the end of the evaluation year. This category provides a mechanism for supervisors to assign an evaluation without penalty when an employee has worked at the new agency fewer than three months within the performance evaluation year, and the appointing authority has determined that an insufficient amount of time has elapsed to conduct an adequate evaluation of the new employee. The “Not Evaluated” category is distinguished from the “Unrated” evaluations which are used when violations of Chapter 10 of the State Civil Service Rules occur.

**AGENCIES NOT REPORTING**

Included in this report is a list of agencies that did not report employee evaluations for FY 2023-2024.

**Performance Evaluations – 5-Year Trend**

The chart below depicts the Statewide Summary over the last five fiscal years.



Trend of Statewide Performance Evaluations					
	FY19-20	FY20-21	FY21-22	FY22-23	FY23-24
<b>Exceptional</b>	13.65%	14.32%	15.22%	14.98%	14.78%
<b>Successful</b>	83.26%	82.12%	80.71%	80.26%	80.57%
<b>Needs Improvement/ Unsuccessful</b>	1.09%	0.99%	1.13%	1.27%	1.26%
<b>Not Evaluated</b>	2.00%	2.57%	2.94%	3.50%	3.40%
<b>Unrated</b>	0.83%	1.36%	0.60%	0.66%	1.73%

## CONTACT INFORMATION

BYRON P. DECOTEAU, JR.,  
MSHLD  
DIRECTOR

CHRIS DEER, CCP  
DEPUTY DIRECTOR

NICOLE TUCKER, MBA  
CHIEF OPERATING  
OFFICER

225.342.8272  
byron.decoteau@la.gov

225.219.9424  
chris.deer@la.gov

225.342.8264  
nicole.tucker@la.gov

## State Civil Service

P.O. Box 94111  
Baton Rouge, LA 70804-9111  
225.342.8274  
[www.civilservice.la.gov](http://www.civilservice.la.gov)



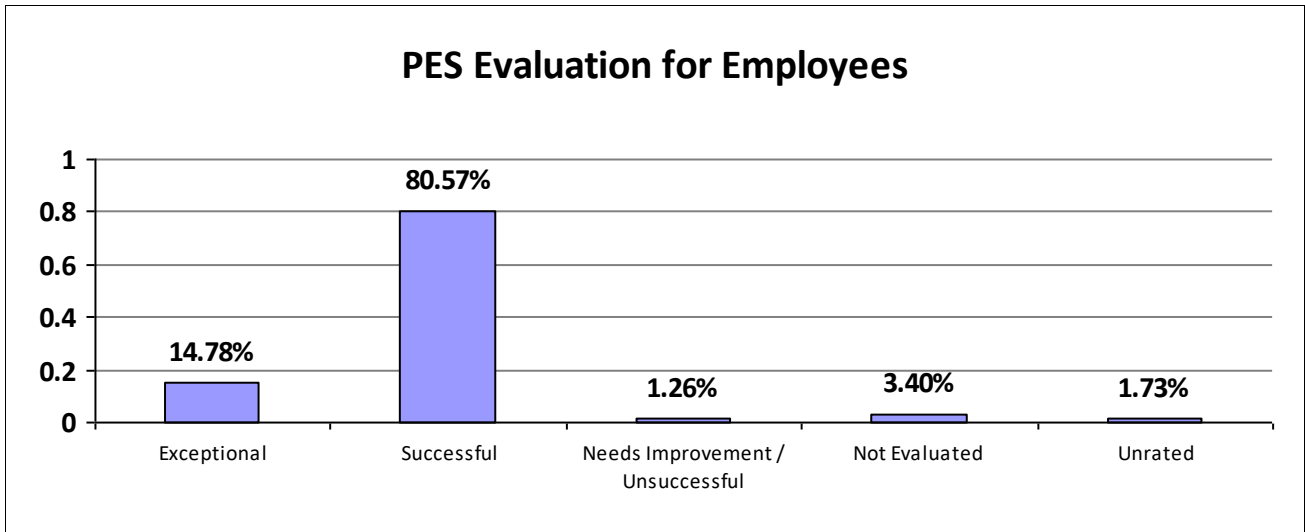
**STATECIVILSERVICE**



**State of Louisiana**  
**STATE CIVIL SERVICE**  
*PES Annual Report - Fiscal Year 2023-2024*

**STATEWIDE**

<b>Performance Year 07/01/2023 - 06/30/2024</b>	<b>Total # of Employees</b>	<b>Total %</b>
Number of employees that were rated	35,110	100%
Number of employees that were rated Exceptional	5,190	14.78%
Number of employees that were rated Successful	28,287	80.57%
Number of employees that were rated Needs Improvement/Unsuccessful	441	1.26%
Number of employees that were Not Evaluated	1,192	3.40%
Number of employees that were Unrated	608	1.73%



Information contained within this report reflects unaudited data provided directly to the Louisiana Department of State Civil Service by each state agency. Inconsistencies found throughout the report may be attributed to personnel changes not properly reflected in the agency's human resources information system during the performance evaluation period.



Major Department: DEPARTMENT OF AGRICULTURE AND FORESTRY

Performance Year 07/01/2023 - 06/30/2024	Total # of Employees	Total %
Number of employees that were rated	536	100%
Number of employees that were unrated	0	0%
Number of employees that were rated Exceptional	208	39%
Number of employees that were rated Successful	312	58.21%
Number of employees that were rated Needs Improvement / Unsuccessful	3	1%
Number of employees that were rated Not Evaluated	13	2.43%
Number of employees that were rated Unrated	0	0%

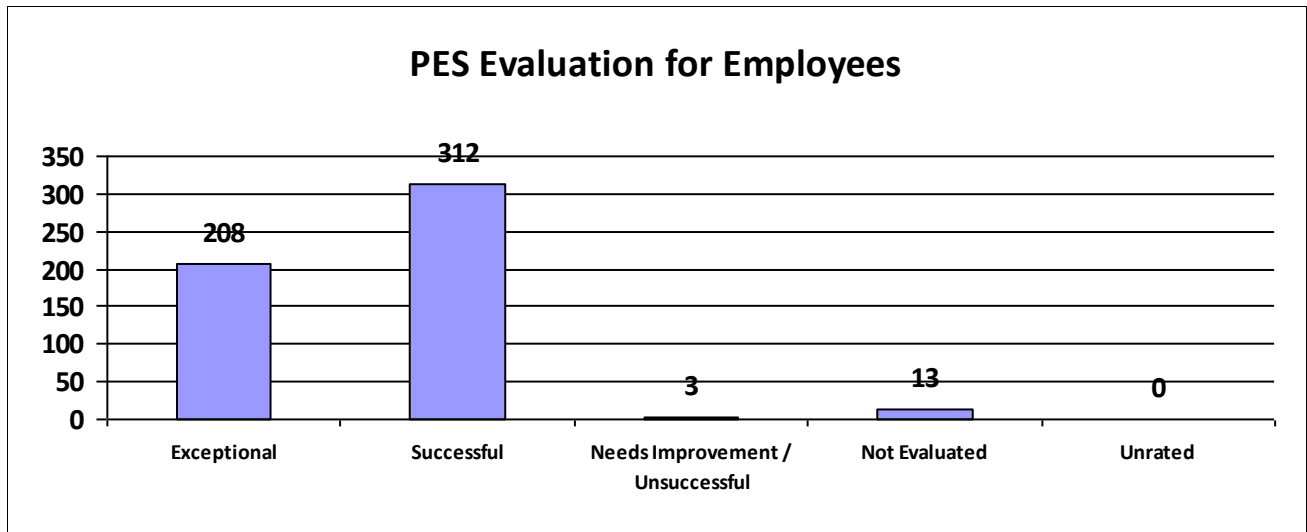
Information contained within this report reflects unaudited data provided directly to the Louisiana Department of State Civil Service by each state agency. Inconsistencies found throughout the report may be attributed to personnel changes not properly reflected in the agency's human resources information system during the performance evaluation period.



**State of Louisiana**  
**STATE CIVIL SERVICE**  
*PES Annual Report - Fiscal Year 2023-2024*

**Agency: DAF-Agriculture & Forestry**

Performance Year 07/01/2023 - 06/30/2024	Total # of Employees	Total %
Number of employees that were rated	536	100%
Number of employees that were unrated	0	0%



Information contained within this report reflects unaudited data provided directly to the Louisiana Department of State Civil Service by each state agency. Inconsistencies found throughout the report may be attributed to personnel changes not properly reflected in the agency's human resources information system during the performance evaluation period.





State of Louisiana

STATE CIVIL SERVICE

PES Annual Report - Fiscal Year 2023-2024

**Major Department: DEPARTMENT OF CHILDREN & FAMILY SERVICES**

<b>Performance Year 07/01/2023 - 06/30/2024</b>	<b>Total # of Employees</b>	<b>Total %</b>
Number of employees that were rated	3,341	100%
Number of employees that were unrated	146	4.37%
Number of employees that were rated Exceptional	103	3%
Number of employees that were rated Successful	3,097	92.70%
Number of employees that were rated Needs Improvement / Unsuccessful	41	1%
Number of employees that were rated Not Evaluated	100	2.99%
Number of employees that were rated Unrated	146	4%

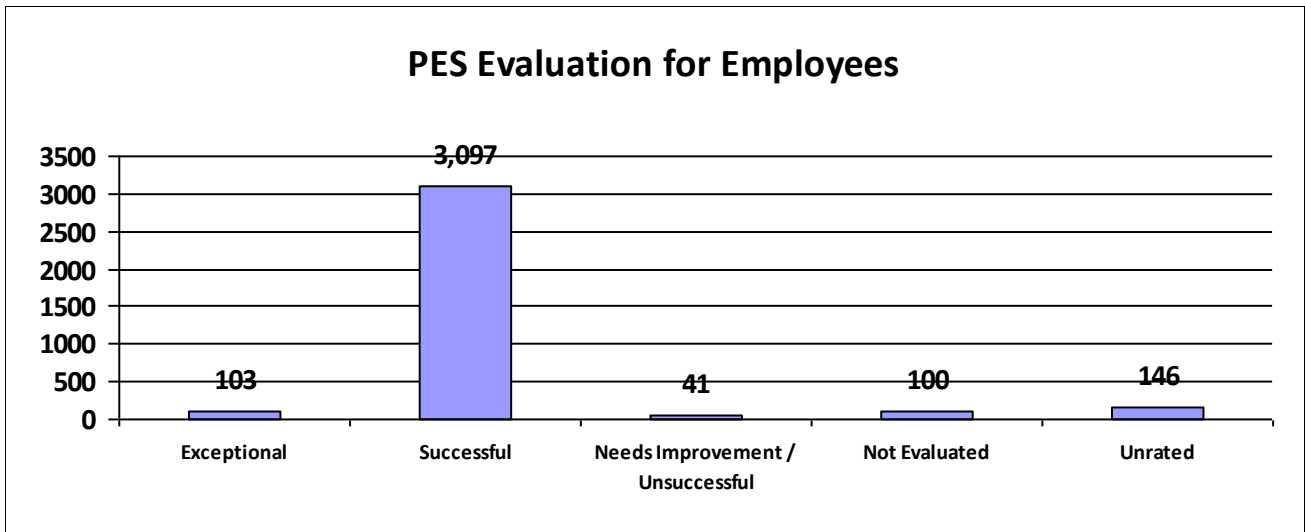
Information contained within this report reflects unaudited data provided directly to the Louisiana Department of State Civil Service by each state agency. Inconsistencies found throughout the report may be attributed to personnel changes not properly reflected in the agency's human resources information system during the performance evaluation period.



**State of Louisiana**  
**STATE CIVIL SERVICE**  
*PES Annual Report - Fiscal Year 2023-2024*

**Agency: DCFS-Off of Children & Family Services**

Performance Year 07/01/2023 - 06/30/2024	Total # of Employees	Total %
Number of employees that were rated	3,341	100%
Number of employees that were unrated	146	4%



Information contained within this report reflects unaudited data provided directly to the Louisiana Department of State Civil Service by each state agency. Inconsistencies found throughout the report may be attributed to personnel changes not properly reflected in the agency's human resources information system during the performance evaluation period.



**State of Louisiana**  
**STATE CIVIL SERVICE**  
*PES Annual Report - Fiscal Year 2023-2024*

**Major Department: DEPARTMENT OF CORRECTIONS**

<b>Performance Year 07/01/2023 - 06/30/2024</b>	<b>Total # of Employees</b>	<b>Total %</b>
Number of employees that were rated	4,373	100%
Number of employees that were unrated	1	0.02%
Number of employees that were rated Exceptional	952	22%
Number of employees that were rated Successful	3,267	74.71%
Number of employees that were rated Needs Improvement / Unsuccessful	17	0%
Number of employees that were rated Not Evaluated	137	3.13%
Number of employees that were rated Unrated	1	0%

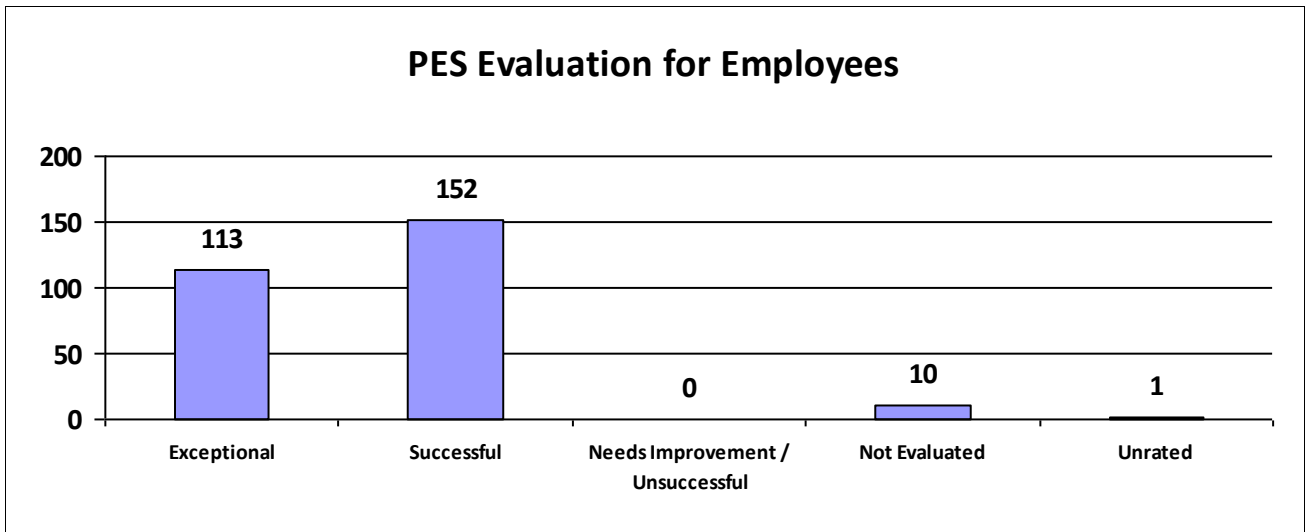
Information contained within this report reflects unaudited data provided directly to the Louisiana Department of State Civil Service by each state agency. Inconsistencies found throughout the report may be attributed to personnel changes not properly reflected in the agency's human resources information system during the performance evaluation period.



**State of Louisiana**  
**STATE CIVIL SERVICE**  
*PES Annual Report - Fiscal Year 2023-2024*

**Agency: DOC-Administration**

Performance Year 07/01/2023 - 06/30/2024	Total # of Employees	Total %
Number of employees that were rated	275	100%
Number of employees that were unrated	1	0%



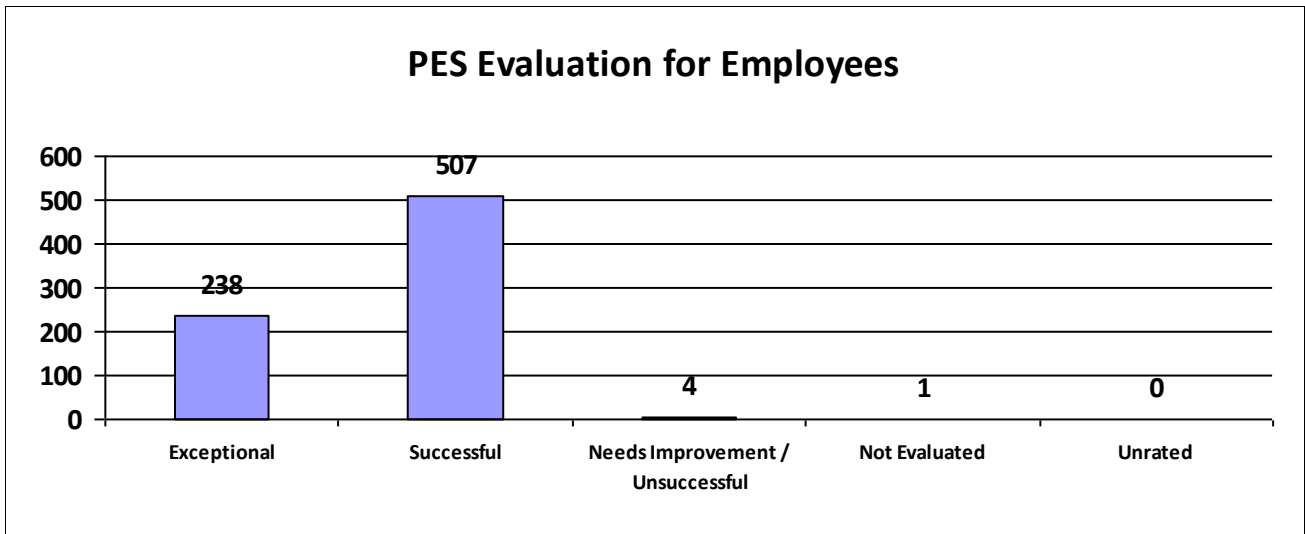
Information contained within this report reflects unaudited data provided directly to the Louisiana Department of State Civil Service by each state agency. Inconsistencies found throughout the report may be attributed to personnel changes not properly reflected in the agency's human resources information system during the performance evaluation period.



**State of Louisiana**  
**STATE CIVIL SERVICE**  
*PES Annual Report - Fiscal Year 2023-2024*

**Agency: DOC-Adult Probation and Parole**

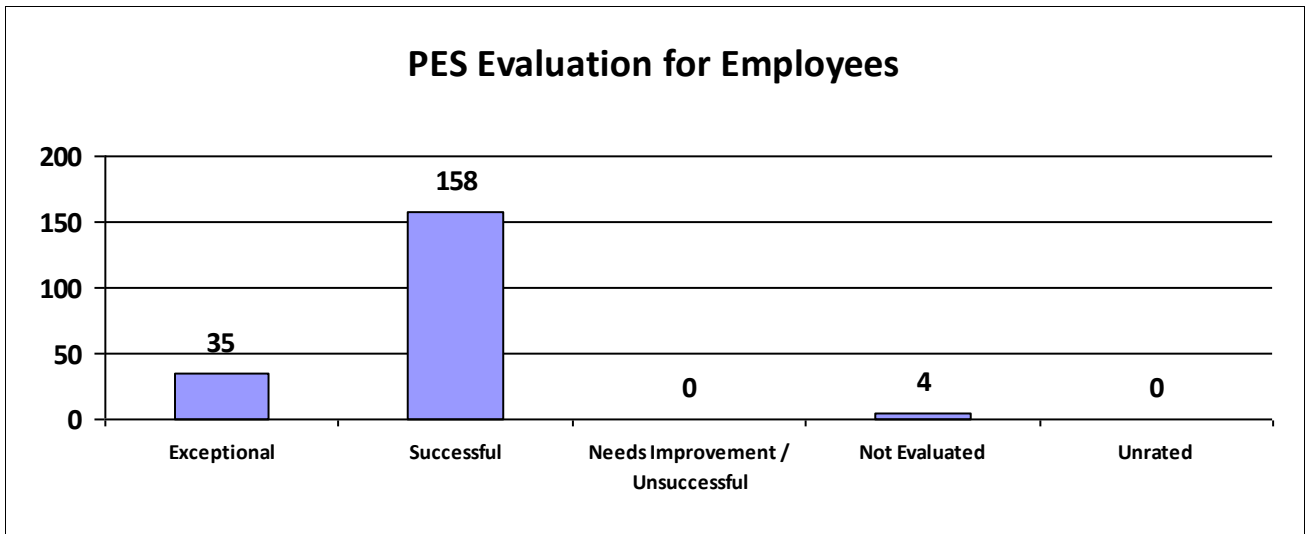
Performance Year 07/01/2023 - 06/30/2024	Total # of Employees	Total %
Number of employees that were rated	750	100%
Number of employees that were unrated	0	0%



Information contained within this report reflects unaudited data provided directly to the Louisiana Department of State Civil Service by each state agency. Inconsistencies found throughout the report may be attributed to personnel changes not properly reflected in the agency's human resources information system during the performance evaluation period.

**Agency: DOC-Allen Correctional Centr**

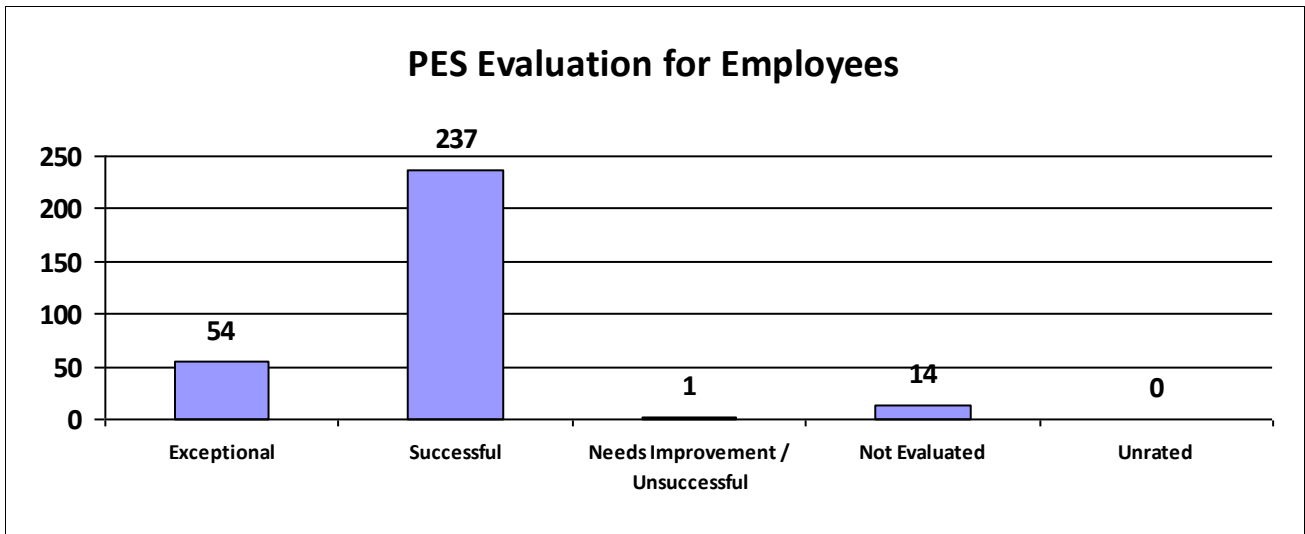
<b>Performance Year 07/01/2023 - 06/30/2024</b>	<b>Total # of Employees</b>	<b>Total %</b>
Number of employees that were rated	197	100%
Number of employees that were unrated	0	0%



Information contained within this report reflects unaudited data provided directly to the Louisiana Department of State Civil Service by each state agency. Inconsistencies found throughout the report may be attributed to personnel changes not properly reflected in the agency's human resources information system during the performance evaluation period.

**Agency: DOC-David Wade Correction Ctr**

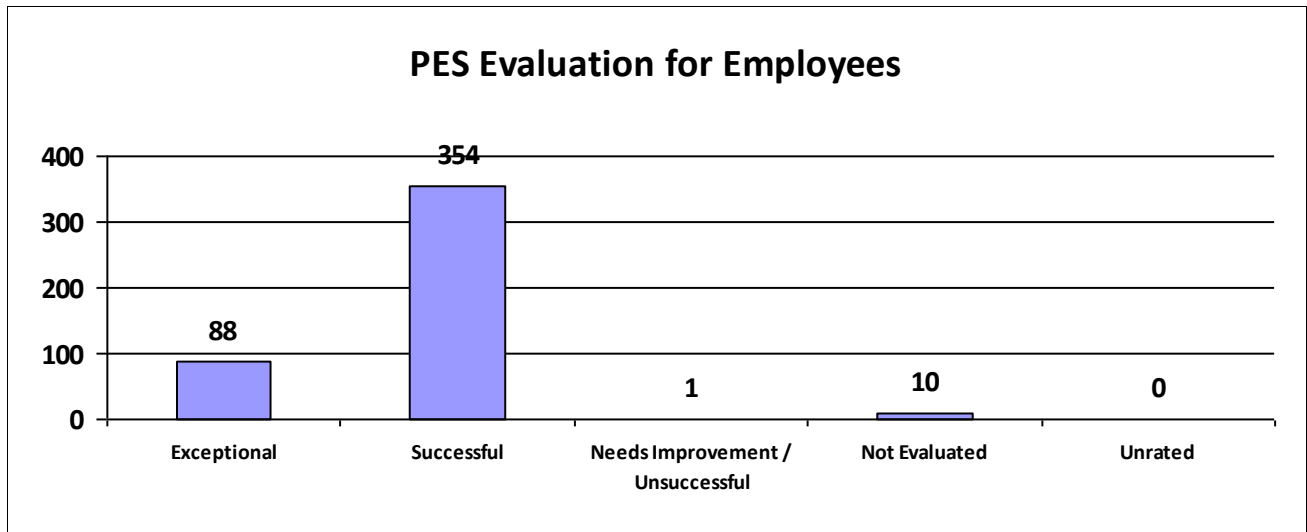
<b>Performance Year 07/01/2023 - 06/30/2024</b>	<b>Total # of Employees</b>	<b>Total %</b>
Number of employees that were rated	306	100%
Number of employees that were unrated	0	0%



Information contained within this report reflects unaudited data provided directly to the Louisiana Department of State Civil Service by each state agency. Inconsistencies found throughout the report may be attributed to personnel changes not properly reflected in the agency's human resources information system during the performance evaluation period.

**Agency: DOC-Dixon Correctional Inst**

<b>Performance Year 07/01/2023 - 06/30/2024</b>	<b>Total # of Employees</b>	<b>Total %</b>
Number of employees that were rated	453	100%
Number of employees that were unrated	0	0%



Information contained within this report reflects unaudited data provided directly to the Louisiana Department of State Civil Service by each state agency. Inconsistencies found throughout the report may be attributed to personnel changes not properly reflected in the agency's human resources information system during the performance evaluation period.

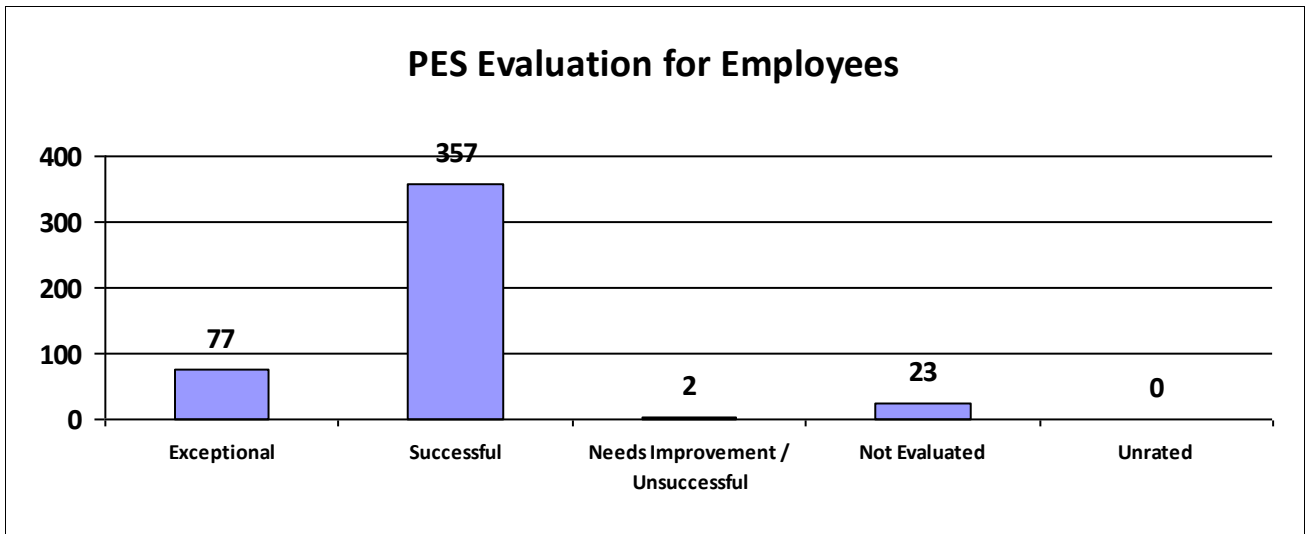




**State of Louisiana**  
**STATE CIVIL SERVICE**  
*PES Annual Report - Fiscal Year 2023-2024*

**Agency: DOC-Elayn Hunt Correction Ctr**

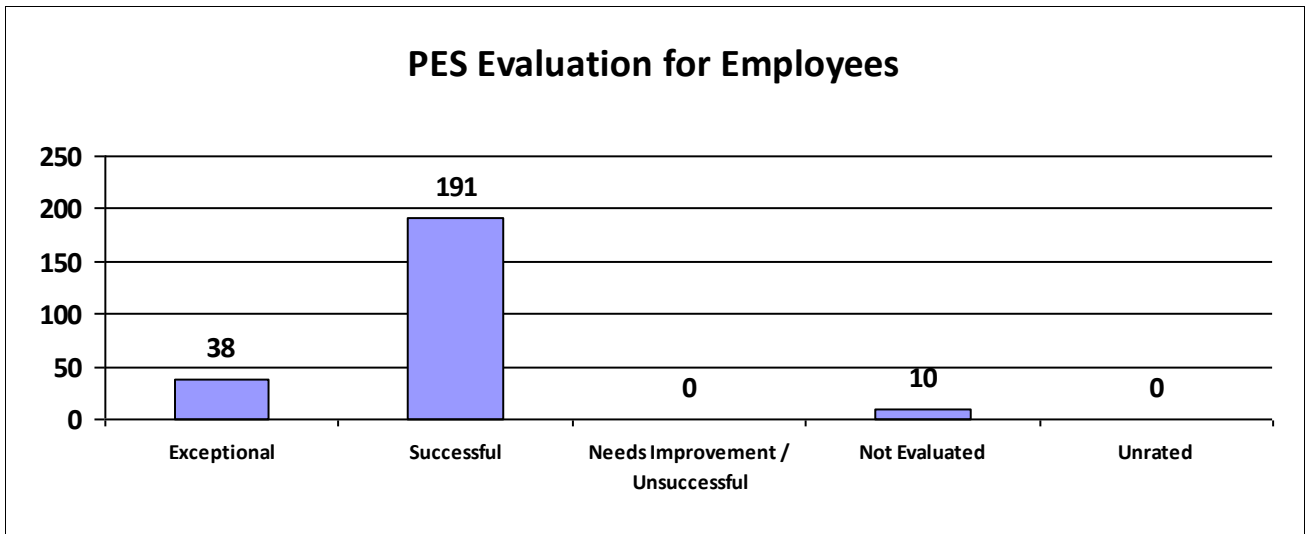
Performance Year 07/01/2023 - 06/30/2024	Total # of Employees	Total %
Number of employees that were rated	459	100%
Number of employees that were unrated	0	0%



Information contained within this report reflects unaudited data provided directly to the Louisiana Department of State Civil Service by each state agency. Inconsistencies found throughout the report may be attributed to personnel changes not properly reflected in the agency's human resources information system during the performance evaluation period.

**Agency: DOC-La Correctional Inst Women**

<b>Performance Year 07/01/2023 - 06/30/2024</b>	<b>Total # of Employees</b>	<b>Total %</b>
Number of employees that were rated	239	100%
Number of employees that were unrated	0	0%



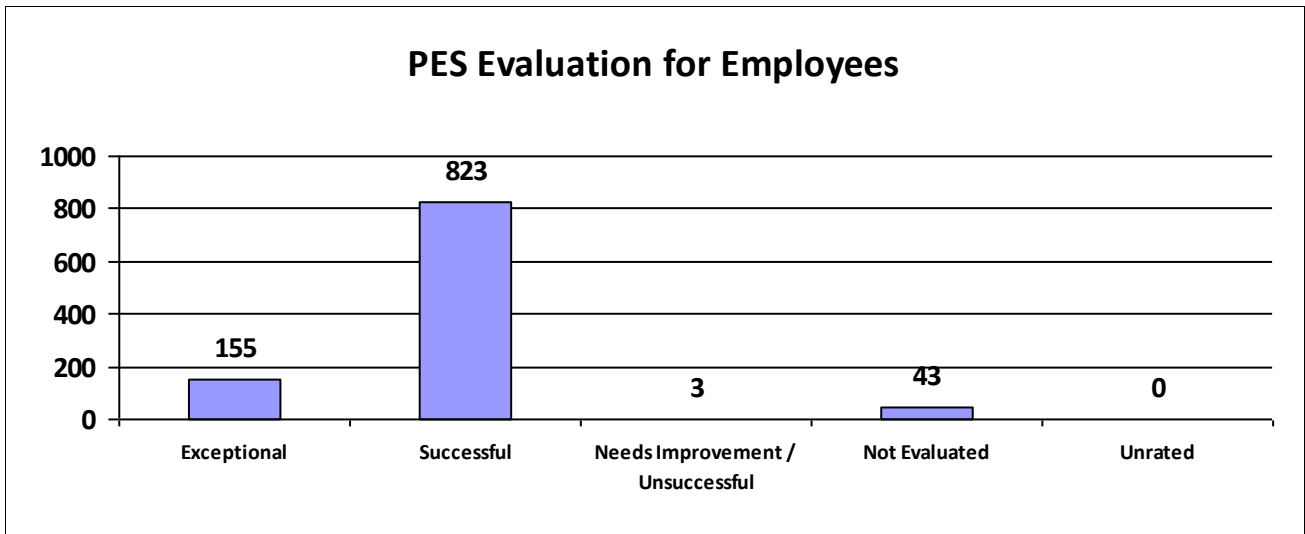
Information contained within this report reflects unaudited data provided directly to the Louisiana Department of State Civil Service by each state agency. Inconsistencies found throughout the report may be attributed to personnel changes not properly reflected in the agency's human resources information system during the performance evaluation period.



**State of Louisiana**  
**STATE CIVIL SERVICE**  
*PES Annual Report - Fiscal Year 2023-2024*

**Agency: DOC-La State Penitentiary**

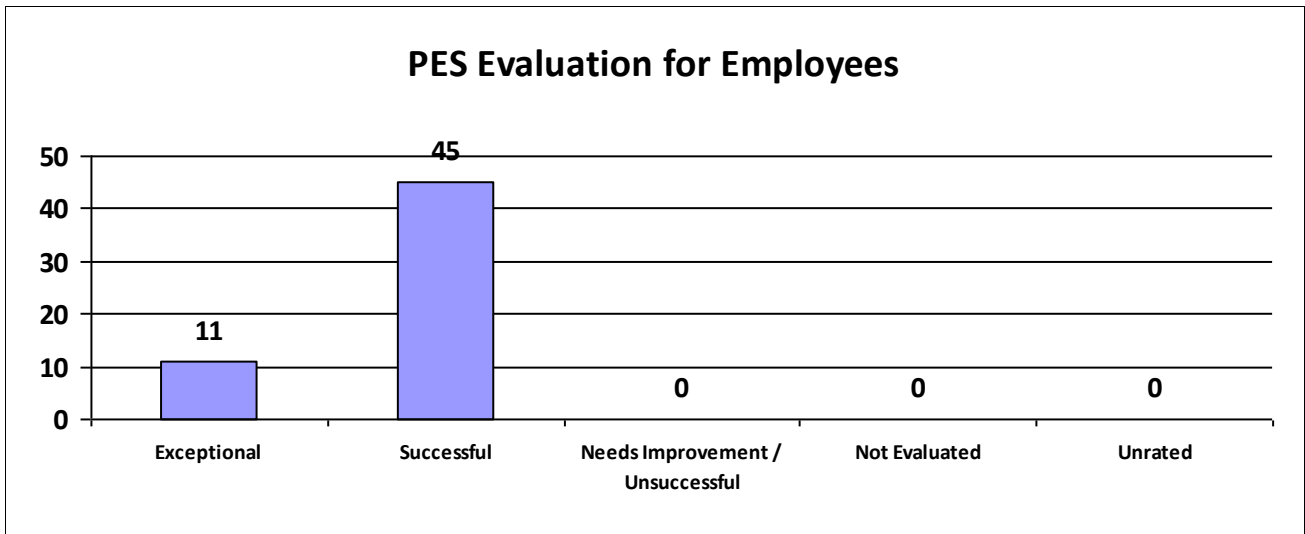
Performance Year 07/01/2023 - 06/30/2024	Total # of Employees	Total %
Number of employees that were rated	1,024	100%
Number of employees that were unrated	0	0%



Information contained within this report reflects unaudited data provided directly to the Louisiana Department of State Civil Service by each state agency. Inconsistencies found throughout the report may be attributed to personnel changes not properly reflected in the agency's human resources information system during the performance evaluation period.

**Agency: DOC-Prison Enterprises**

<b>Performance Year 07/01/2023 - 06/30/2024</b>	<b>Total # of Employees</b>	<b>Total %</b>
Number of employees that were rated	56	100%
Number of employees that were unrated	0	0%



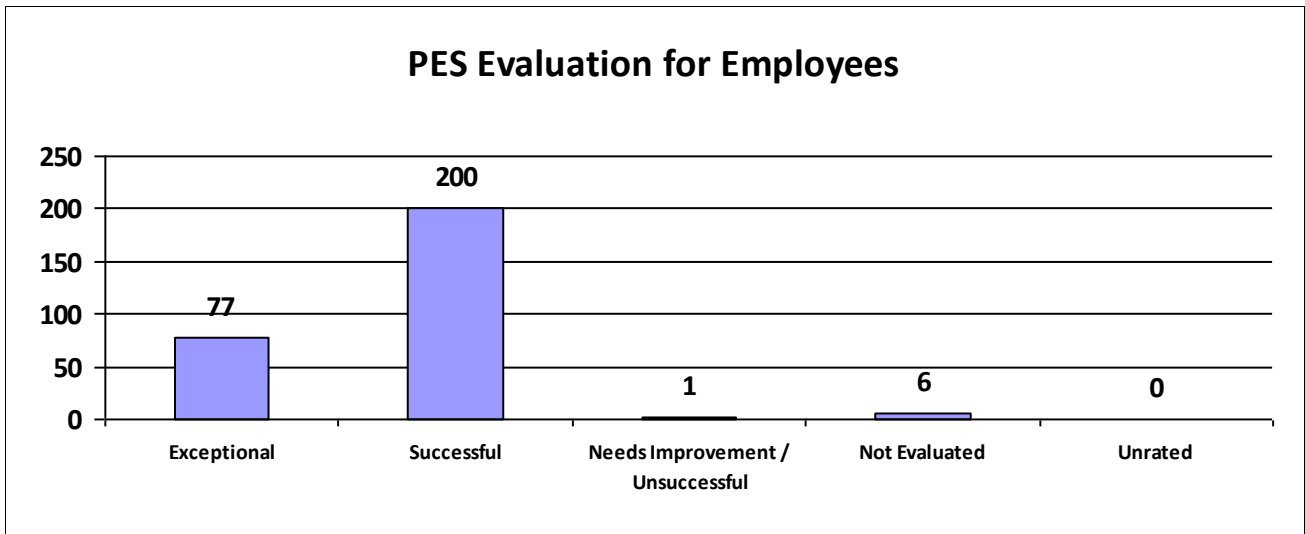
Information contained within this report reflects unaudited data provided directly to the Louisiana Department of State Civil Service by each state agency. Inconsistencies found throughout the report may be attributed to personnel changes not properly reflected in the agency's human resources information system during the performance evaluation period.



**State of Louisiana**  
**STATE CIVIL SERVICE**  
*PES Annual Report - Fiscal Year 2023-2024*

**Agency: DOC-Rayburn Correctional Ctr**

Performance Year 07/01/2023 - 06/30/2024	Total # of Employees	Total %
Number of employees that were rated	284	100%
Number of employees that were unrated	0	0%



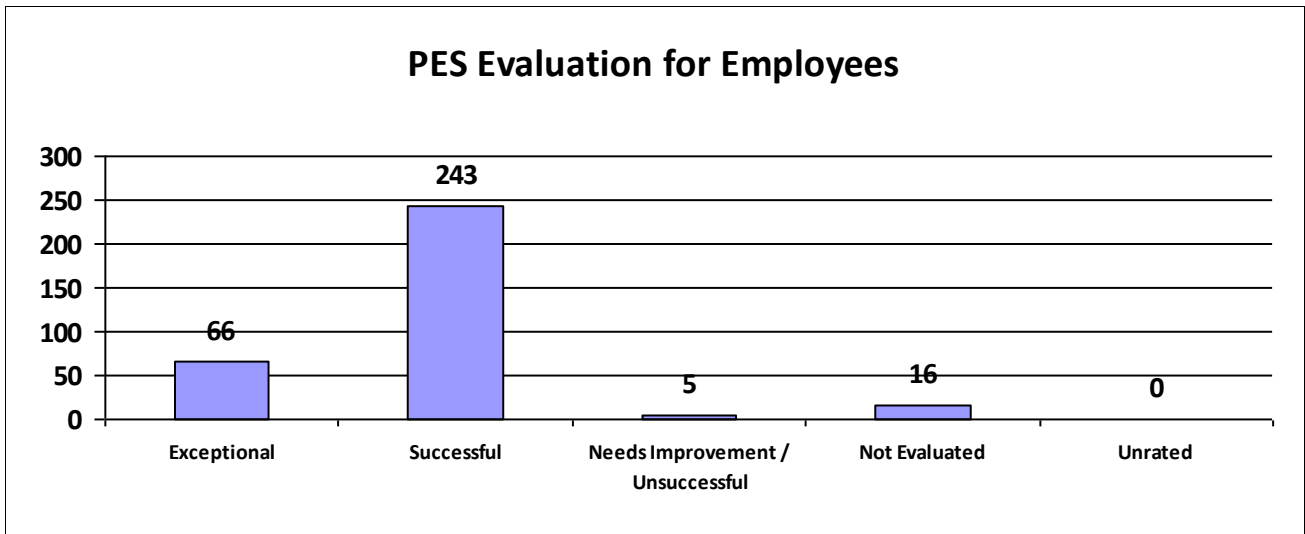
Information contained within this report reflects unaudited data provided directly to the Louisiana Department of State Civil Service by each state agency. Inconsistencies found throughout the report may be attributed to personnel changes not properly reflected in the agency's human resources information system during the performance evaluation period.



**State of Louisiana**  
**STATE CIVIL SERVICE**  
*PES Annual Report - Fiscal Year 2023-2024*

**Agency: DOC-Raymond Laborde Corr Ctr**

Performance Year 07/01/2023 - 06/30/2024	Total # of Employees	Total %
Number of employees that were rated	330	100%
Number of employees that were unrated	0	0%



Information contained within this report reflects unaudited data provided directly to the Louisiana Department of State Civil Service by each state agency. Inconsistencies found throughout the report may be attributed to personnel changes not properly reflected in the agency's human resources information system during the performance evaluation period.



State of Louisiana

STATE CIVIL SERVICE

PES Annual Report - Fiscal Year 2023-2024

**Major Department: DEPARTMENT OF ECONOMIC DEVELOPMENT**

<b>Performance Year 07/01/2023 - 06/30/2024</b>	<b>Total # of Employees</b>	<b>Total %</b>
Number of employees that were rated	59	100%
Number of employees that were unrated	0	0%
Number of employees that were rated Exceptional	32	54%
Number of employees that were rated Successful	24	40.68%
Number of employees that were rated Needs Improvement / Unsuccessful	0	0%
Number of employees that were rated Not Evaluated	3	5.08%
Number of employees that were rated Unrated	0	0%

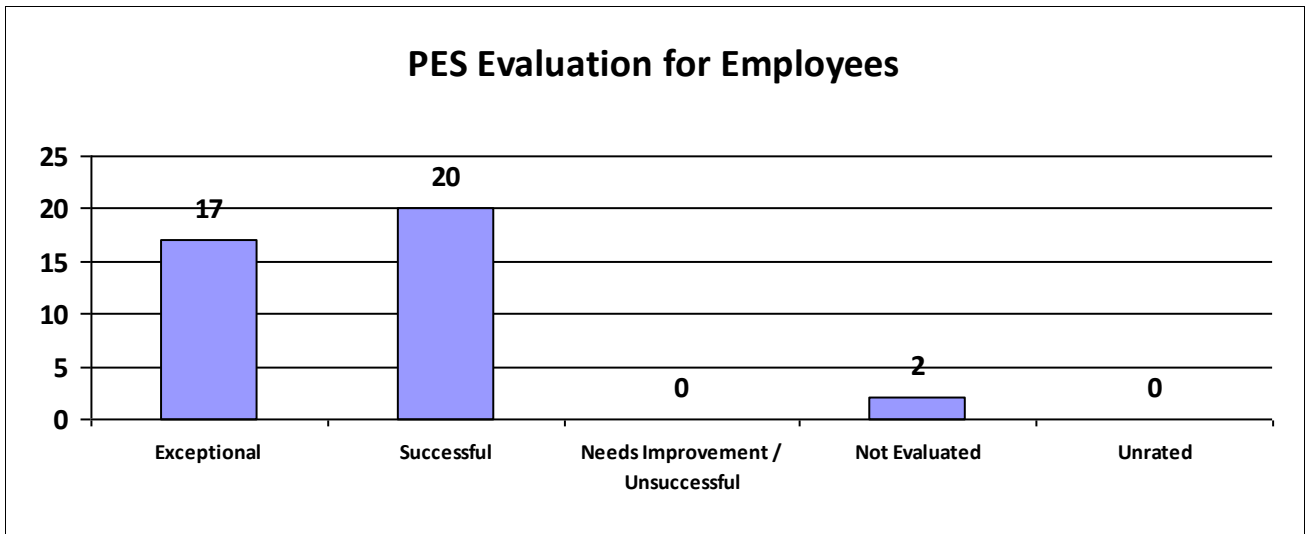
Information contained within this report reflects unaudited data provided directly to the Louisiana Department of State Civil Service by each state agency. Inconsistencies found throughout the report may be attributed to personnel changes not properly reflected in the agency's human resources information system during the performance evaluation period.



**State of Louisiana**  
**STATE CIVIL SERVICE**  
*PES Annual Report - Fiscal Year 2023-2024*

**Agency: LED-Off of Business Development**

Performance Year 07/01/2023 - 06/30/2024	Total # of Employees	Total %
Number of employees that were rated	39	100%
Number of employees that were unrated	0	0%



Information contained within this report reflects unaudited data provided directly to the Louisiana Department of State Civil Service by each state agency. Inconsistencies found throughout the report may be attributed to personnel changes not properly reflected in the agency's human resources information system during the performance evaluation period.

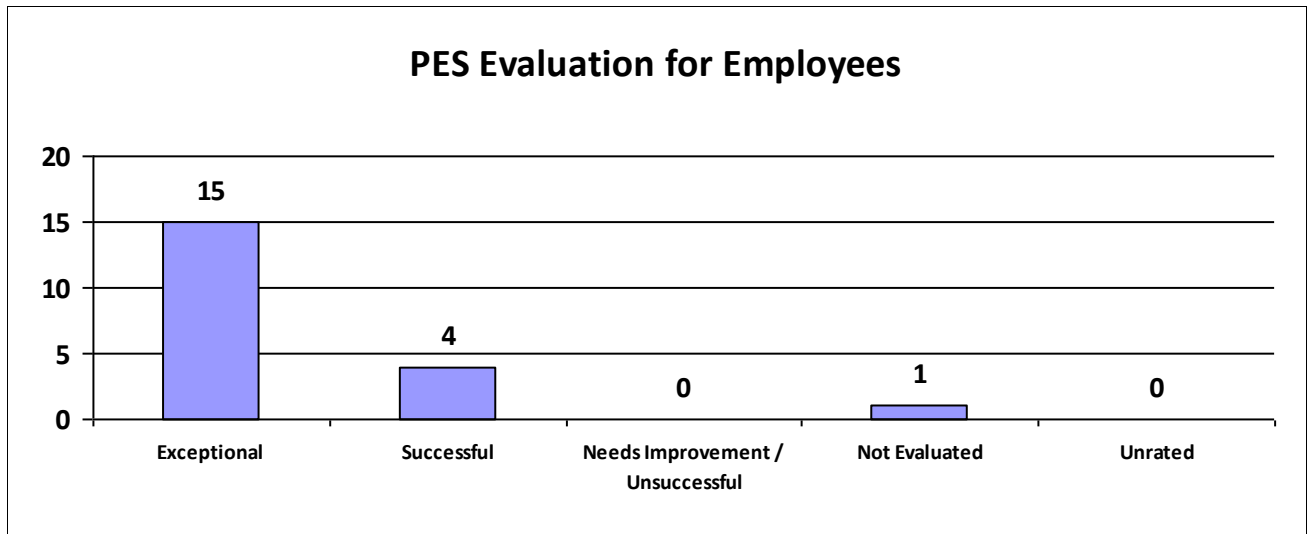




**State of Louisiana**  
**STATE CIVIL SERVICE**  
*PES Annual Report - Fiscal Year 2023-2024*

**Agency: LED-Off of the Secretary**

Performance Year 07/01/2023 - 06/30/2024	Total # of Employees	Total %
Number of employees that were rated	20	100%
Number of employees that were unrated	0	0%



Information contained within this report reflects unaudited data provided directly to the Louisiana Department of State Civil Service by each state agency. Inconsistencies found throughout the report may be attributed to personnel changes not properly reflected in the agency's human resources information system during the performance evaluation period.



State of Louisiana

STATE CIVIL SERVICE

*PES Annual Report - Fiscal Year 2023-2024*

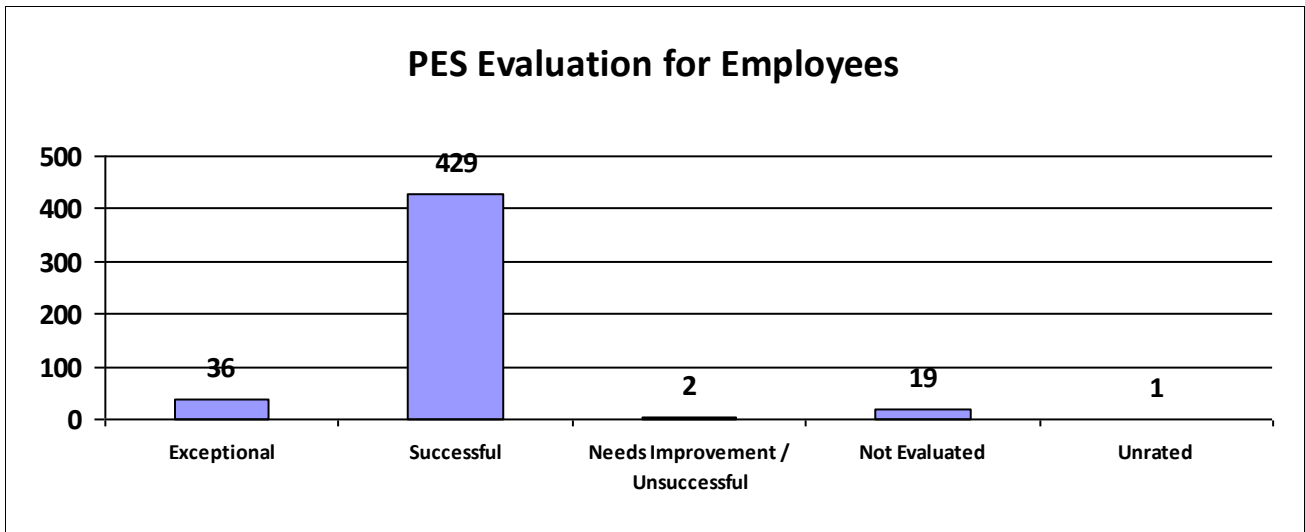
**Major Department: DEPARTMENT OF EDUCATION**

<b>Performance Year 07/01/2023 - 06/30/2024</b>	<b>Total # of Employees</b>	<b>Total %</b>
Number of employees that were rated	486	100%
Number of employees that were unrated	1	0.21%
Number of employees that were rated Exceptional	36	7%
Number of employees that were rated Successful	429	88.27%
Number of employees that were rated Needs Improvement / Unsuccessful	2	0%
Number of employees that were rated Not Evaluated	19	3.91%
Number of employees that were rated Unrated	1	0%

Information contained within this report reflects unaudited data provided directly to the Louisiana Department of State Civil Service by each state agency. Inconsistencies found throughout the report may be attributed to personnel changes not properly reflected in the agency's human resources information system during the performance evaluation period.

**Agency: DOE-State Activities**

<b>Performance Year 07/01/2023 - 06/30/2024</b>	<b>Total # of Employees</b>	<b>Total %</b>
Number of employees that were rated	486	100%
Number of employees that were unrated	1	0%



Information contained within this report reflects unaudited data provided directly to the Louisiana Department of State Civil Service by each state agency. Inconsistencies found throughout the report may be attributed to personnel changes not properly reflected in the agency's human resources information system during the performance evaluation period.



State of Louisiana

STATE CIVIL SERVICE

*PES Annual Report - Fiscal Year 2023-2024*

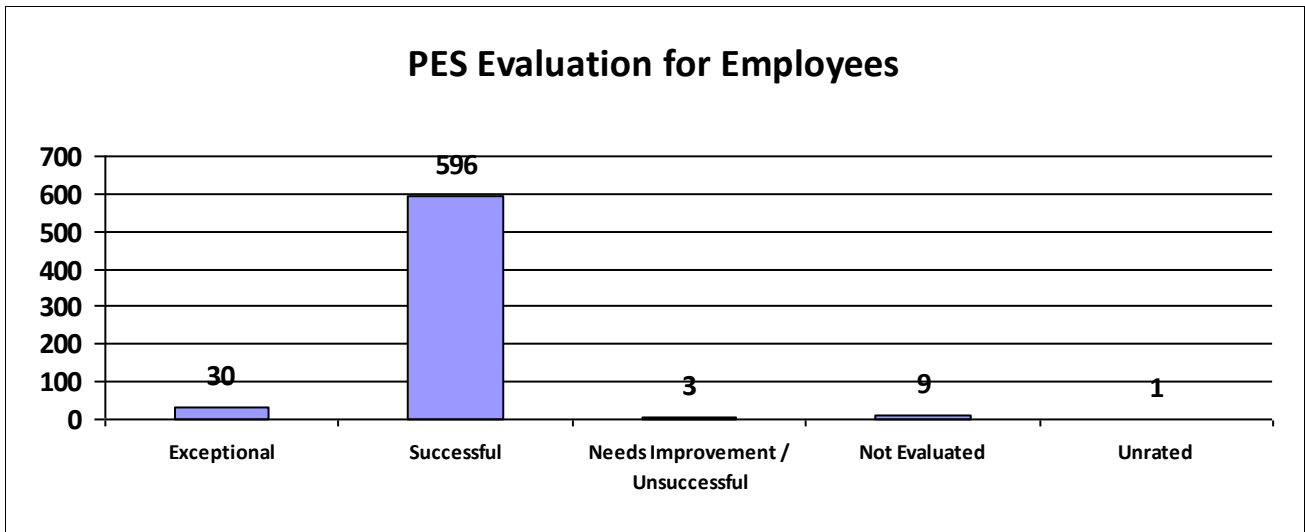
**Major Department: DEPARTMENT OF ENVIRONMENTAL QUALITY**

<b>Performance Year 07/01/2023 - 06/30/2024</b>	<b>Total # of Employees</b>	<b>Total %</b>
Number of employees that were rated	638	100%
Number of employees that were unrated	1	0.16%
Number of employees that were rated Exceptional	30	5%
Number of employees that were rated Successful	596	93.42%
Number of employees that were rated Needs Improvement / Unsuccessful	3	0%
Number of employees that were rated Not Evaluated	9	1.41%
Number of employees that were rated Unrated	1	0%

Information contained within this report reflects unaudited data provided directly to the Louisiana Department of State Civil Service by each state agency. Inconsistencies found throughout the report may be attributed to personnel changes not properly reflected in the agency's human resources information system during the performance evaluation period.

**Agency: Dept of Environmental Quality**

<b>Performance Year 07/01/2023 - 06/30/2024</b>	<b>Total # of Employees</b>	<b>Total %</b>
Number of employees that were rated	638	100%
Number of employees that were unrated	1	0%



Information contained within this report reflects unaudited data provided directly to the Louisiana Department of State Civil Service by each state agency. Inconsistencies found throughout the report may be attributed to personnel changes not properly reflected in the agency's human resources information system during the performance evaluation period.



State of Louisiana

STATE CIVIL SERVICE

*PES Annual Report - Fiscal Year 2023-2024*

**Major Department: DEPARTMENT OF INSURANCE**

<b>Performance Year 07/01/2023 - 06/30/2024</b>	<b>Total # of Employees</b>	<b>Total %</b>
Number of employees that were rated	190	100%
Number of employees that were unrated	0	0%
Number of employees that were rated Exceptional	13	7%
Number of employees that were rated Successful	170	89.47%
Number of employees that were rated Needs Improvement / Unsuccessful	1	1%
Number of employees that were rated Not Evaluated	6	3.16%
Number of employees that were rated Unrated	0	0%

Information contained within this report reflects unaudited data provided directly to the Louisiana Department of State Civil Service by each state agency. Inconsistencies found throughout the report may be attributed to personnel changes not properly reflected in the agency's human resources information system during the performance evaluation period.



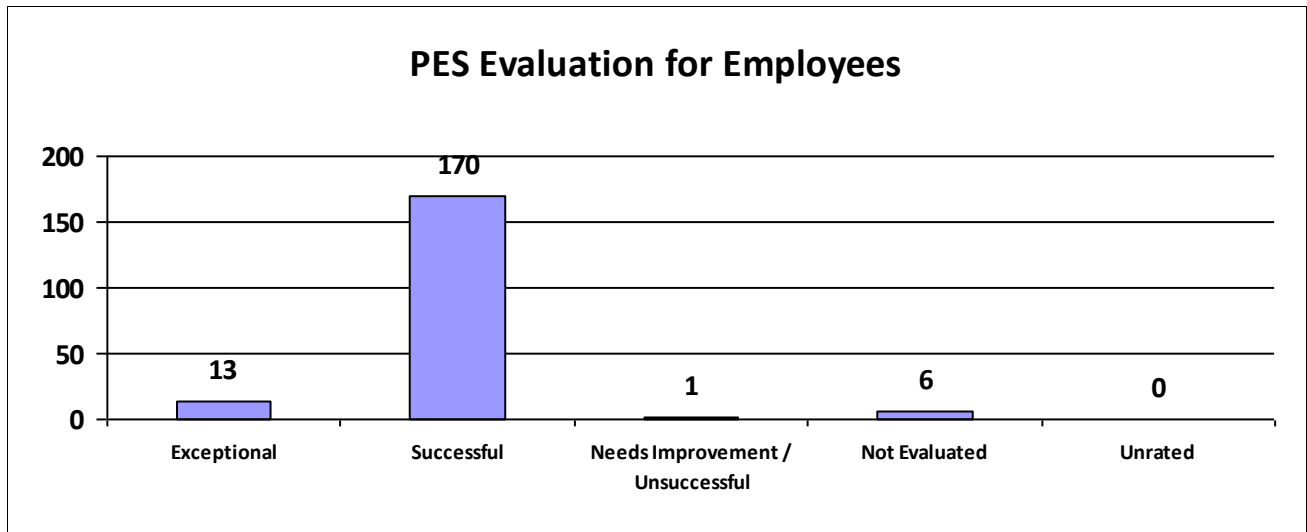
State of Louisiana

STATE CIVIL SERVICE

PES Annual Report - Fiscal Year 2023-2024

Agency: DOI-Commissioner of Insurance

Performance Year 07/01/2023 - 06/30/2024	Total # of Employees	Total %
Number of employees that were rated	190	100%
Number of employees that were unrated	0	0%



Information contained within this report reflects unaudited data provided directly to the Louisiana Department of State Civil Service by each state agency. Inconsistencies found throughout the report may be attributed to personnel changes not properly reflected in the agency's human resources information system during the performance evaluation period.



State of Louisiana

STATE CIVIL SERVICE

PES Annual Report - Fiscal Year 2023-2024

**Major Department: DEPARTMENT OF PUBLIC SAFETY**

<b>Performance Year 07/01/2023 - 06/30/2024</b>	<b>Total # of Employees</b>	<b>Total %</b>
Number of employees that were rated	2,148	100%
Number of employees that were unrated	5	0.23%
Number of employees that were rated Exceptional	1,064	50%
Number of employees that were rated Successful	973	45.30%
Number of employees that were rated Needs Improvement / Unsuccessful	15	1%
Number of employees that were rated Not Evaluated	96	4.47%
Number of employees that were rated Unrated	5	0%

Information contained within this report reflects unaudited data provided directly to the Louisiana Department of State Civil Service by each state agency. Inconsistencies found throughout the report may be attributed to personnel changes not properly reflected in the agency's human resources information system during the performance evaluation period.

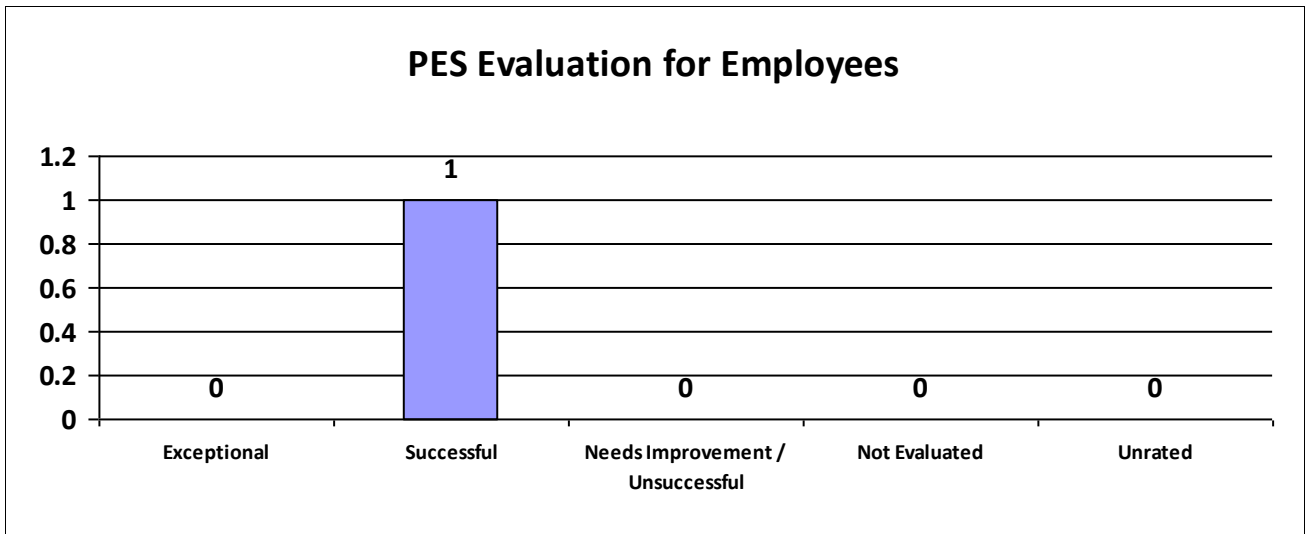




**State of Louisiana**  
**STATE CIVIL SERVICE**  
*PES Annual Report - Fiscal Year 2023-2024*

**Agency: DPS-La Gaming Control Board**

Performance Year 07/01/2023 - 06/30/2024	Total # of Employees	Total %
Number of employees that were rated	1	100%
Number of employees that were unrated	0	0%



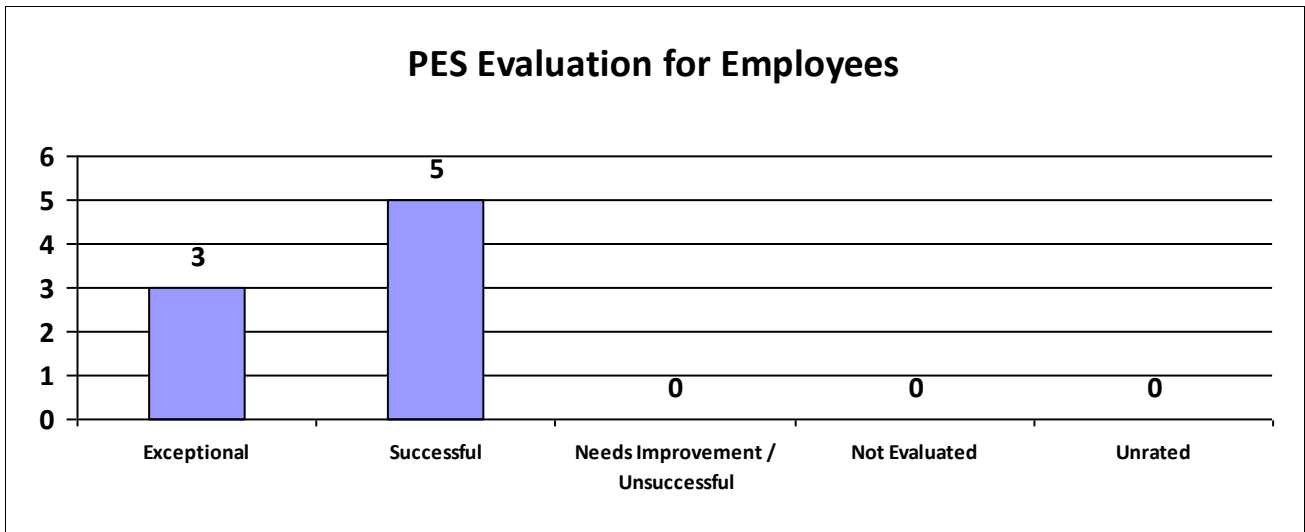
Information contained within this report reflects unaudited data provided directly to the Louisiana Department of State Civil Service by each state agency. Inconsistencies found throughout the report may be attributed to personnel changes not properly reflected in the agency's human resources information system during the performance evaluation period.



**State of Louisiana**  
**STATE CIVIL SERVICE**  
*PES Annual Report - Fiscal Year 2023-2024*

**Agency: DPS-La Highway Safety Comm**

Performance Year 07/01/2023 - 06/30/2024	Total # of Employees	Total %
Number of employees that were rated	8	100%
Number of employees that were unrated	0	0%




Information contained within this report reflects unaudited data provided directly to the Louisiana Department of State Civil Service by each state agency. Inconsistencies found throughout the report may be attributed to personnel changes not properly reflected in the agency's human resources information system during the performance evaluation period.



**State of Louisiana**  
**STATE CIVIL SERVICE**  
*PES Annual Report - Fiscal Year 2023-2024*

**Agency: DPS-Liquefied Petrol Gas Comm**

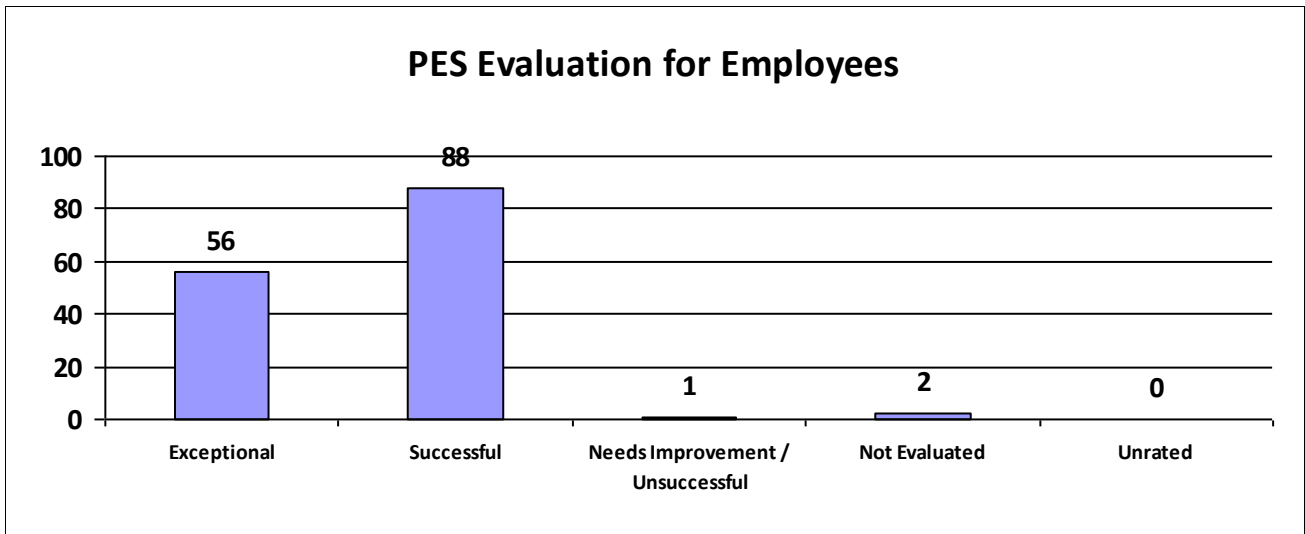
Performance Year 07/01/2023 - 06/30/2024	Total # of Employees	Total %
Number of employees that were rated	7	100%
Number of employees that were unrated	0	0%



Information contained within this report reflects unaudited data provided directly to the Louisiana Department of State Civil Service by each state agency. Inconsistencies found throughout the report may be attributed to personnel changes not properly reflected in the agency's human resources information system during the performance evaluation period.

**Agency: DPS-Off of State Fire Marshal**

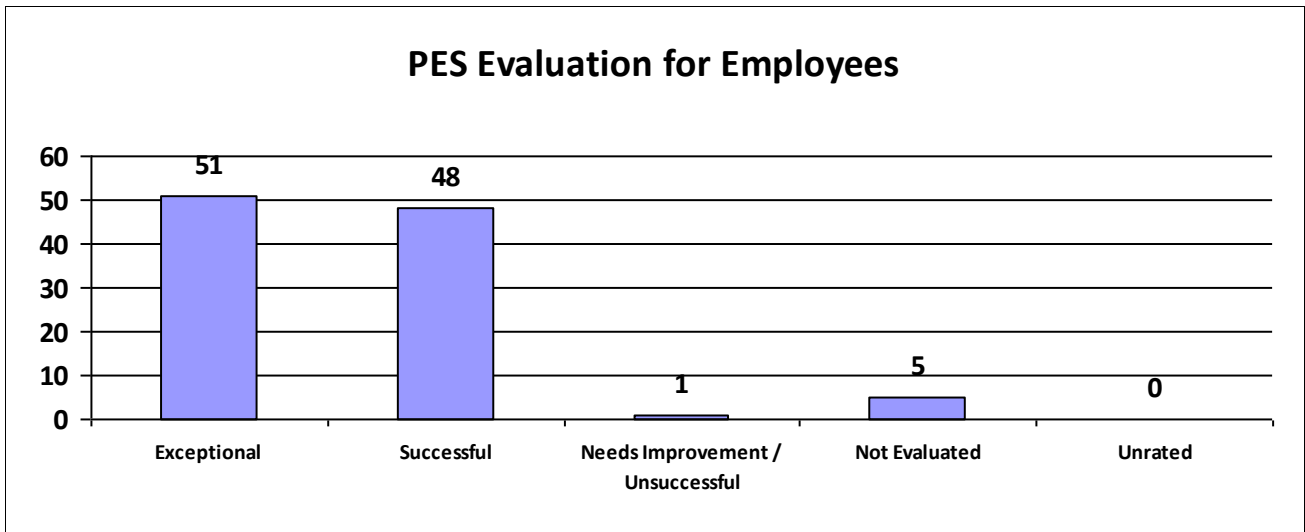
<b>Performance Year 07/01/2023 - 06/30/2024</b>	<b>Total # of Employees</b>	<b>Total %</b>
Number of employees that were rated	147	100%
Number of employees that were unrated	0	0%



Information contained within this report reflects unaudited data provided directly to the Louisiana Department of State Civil Service by each state agency. Inconsistencies found throughout the report may be attributed to personnel changes not properly reflected in the agency's human resources information system during the performance evaluation period.

**Agency: DPS-Office of Mgt and Finance**

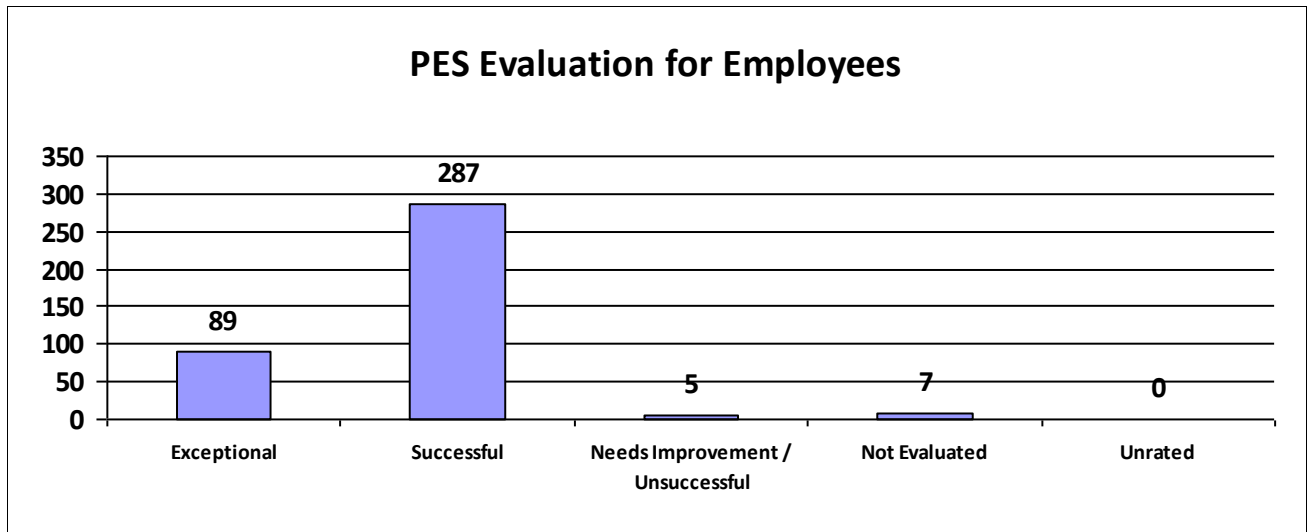
<b>Performance Year 07/01/2023 - 06/30/2024</b>	<b>Total # of Employees</b>	<b>Total %</b>
Number of employees that were rated	105	100%
Number of employees that were unrated	0	0%



Information contained within this report reflects unaudited data provided directly to the Louisiana Department of State Civil Service by each state agency. Inconsistencies found throughout the report may be attributed to personnel changes not properly reflected in the agency's human resources information system during the performance evaluation period.

**Agency: DPS-Office of Motor Vehicles**

<b>Performance Year 07/01/2023 - 06/30/2024</b>	<b>Total # of Employees</b>	<b>Total %</b>
Number of employees that were rated	388	100%
Number of employees that were unrated	0	0%



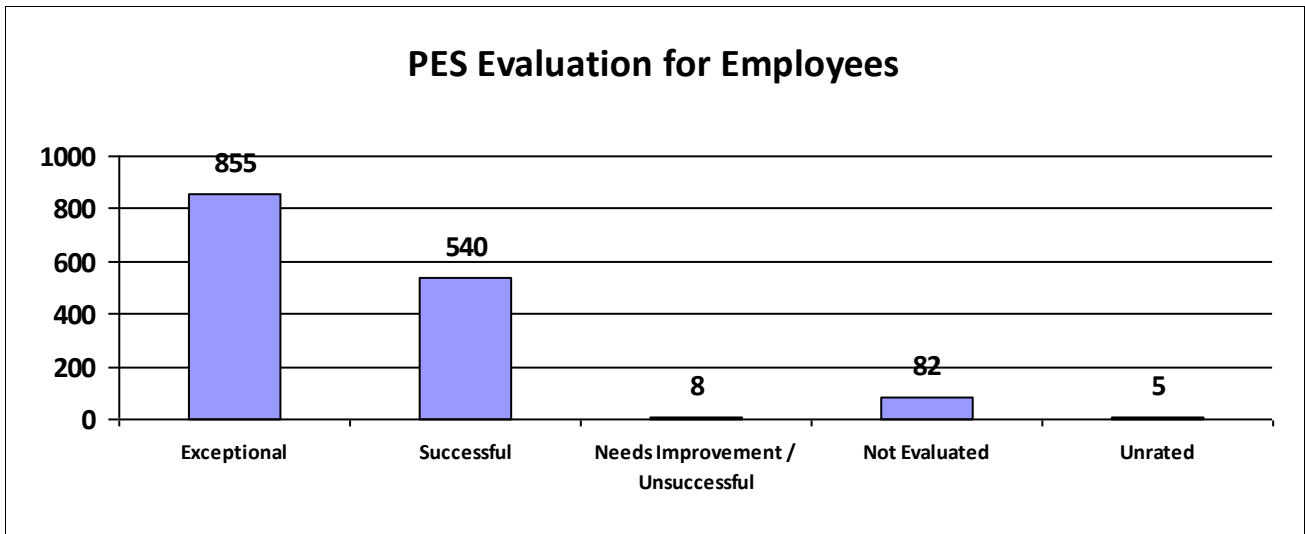
Information contained within this report reflects unaudited data provided directly to the Louisiana Department of State Civil Service by each state agency. Inconsistencies found throughout the report may be attributed to personnel changes not properly reflected in the agency's human resources information system during the performance evaluation period.



**State of Louisiana**  
**STATE CIVIL SERVICE**  
*PES Annual Report - Fiscal Year 2023-2024*

**Agency: DPS-Office of State Police**

Performance Year 07/01/2023 - 06/30/2024	Total # of Employees	Total %
Number of employees that were rated	1,485	100%
Number of employees that were unrated	5	0%




Information contained within this report reflects unaudited data provided directly to the Louisiana Department of State Civil Service by each state agency. Inconsistencies found throughout the report may be attributed to personnel changes not properly reflected in the agency's human resources information system during the performance evaluation period.



**State of Louisiana**  
**STATE CIVIL SERVICE**  
*PES Annual Report - Fiscal Year 2023-2024*

**Agency: Private Investigator Examiners**

Performance Year 07/01/2023 - 06/30/2024	Total # of Employees	Total %
Number of employees that were rated	1	100%
Number of employees that were unrated	0	0%



Information contained within this report reflects unaudited data provided directly to the Louisiana Department of State Civil Service by each state agency. Inconsistencies found throughout the report may be attributed to personnel changes not properly reflected in the agency's human resources information system during the performance evaluation period.

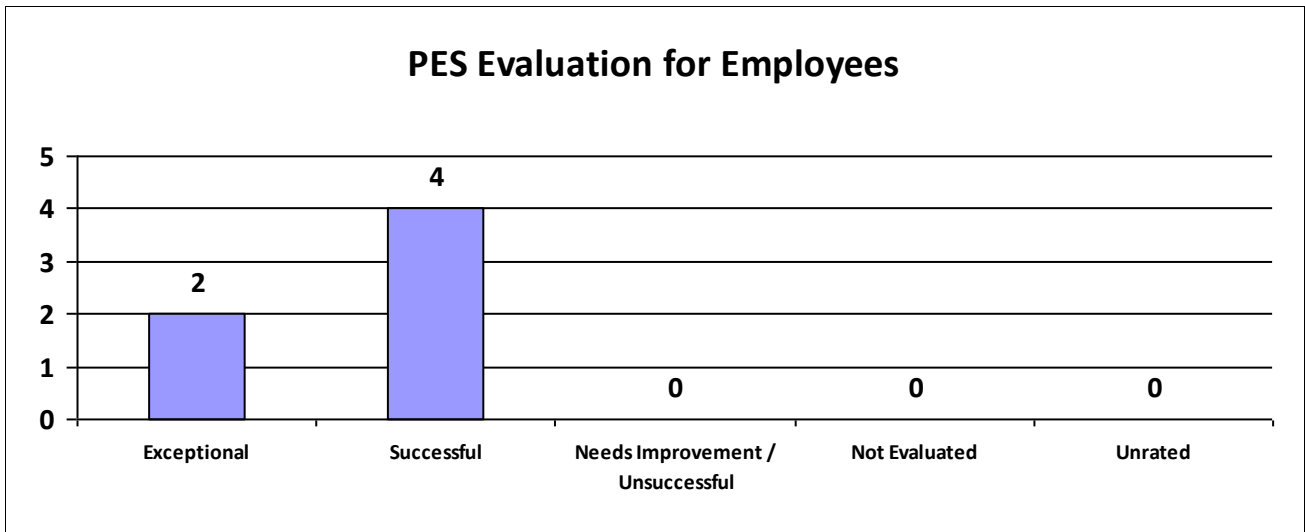




**State of Louisiana**  
**STATE CIVIL SERVICE**  
*PES Annual Report - Fiscal Year 2023-2024*

**Agency: Private Security Examiners**

Performance Year 07/01/2023 - 06/30/2024	Total # of Employees	Total %
Number of employees that were rated	6	100%
Number of employees that were unrated	0	0%



Information contained within this report reflects unaudited data provided directly to the Louisiana Department of State Civil Service by each state agency. Inconsistencies found throughout the report may be attributed to personnel changes not properly reflected in the agency's human resources information system during the performance evaluation period.



State of Louisiana

STATE CIVIL SERVICE

*PES Annual Report - Fiscal Year 2023-2024*

**Major Department: DEPARTMENT OF REVENUE**

<b>Performance Year 07/01/2023 - 06/30/2024</b>	<b>Total # of Employees</b>	<b>Total %</b>
Number of employees that were rated	615	100%
Number of employees that were unrated	6	0.98%
Number of employees that were rated Exceptional	26	4%
Number of employees that were rated Successful	555	90.24%
Number of employees that were rated Needs Improvement / Unsuccessful	17	3%
Number of employees that were rated Not Evaluated	17	2.76%
Number of employees that were rated Unrated	6	1%

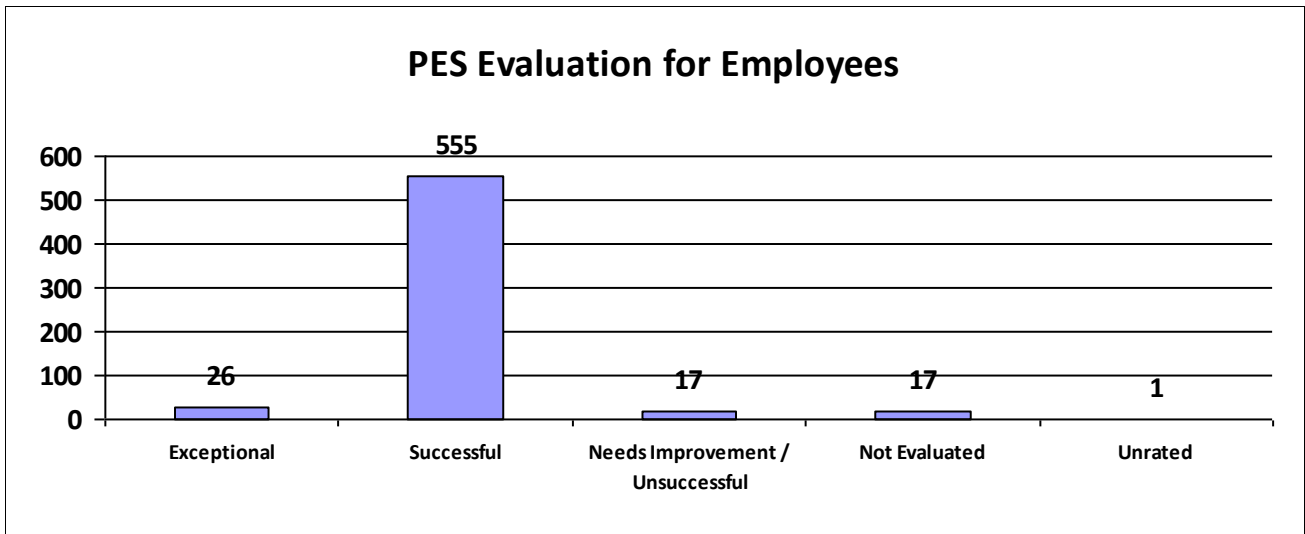
Information contained within this report reflects unaudited data provided directly to the Louisiana Department of State Civil Service by each state agency. Inconsistencies found throughout the report may be attributed to personnel changes not properly reflected in the agency's human resources information system during the performance evaluation period.



**State of Louisiana**  
**STATE CIVIL SERVICE**  
*PES Annual Report - Fiscal Year 2023-2024*

**Agency: DOR-Office of Revenue**

Performance Year 07/01/2023 - 06/30/2024	Total # of Employees	Total %
Number of employees that were rated	615	100%
Number of employees that were unrated	1	0%



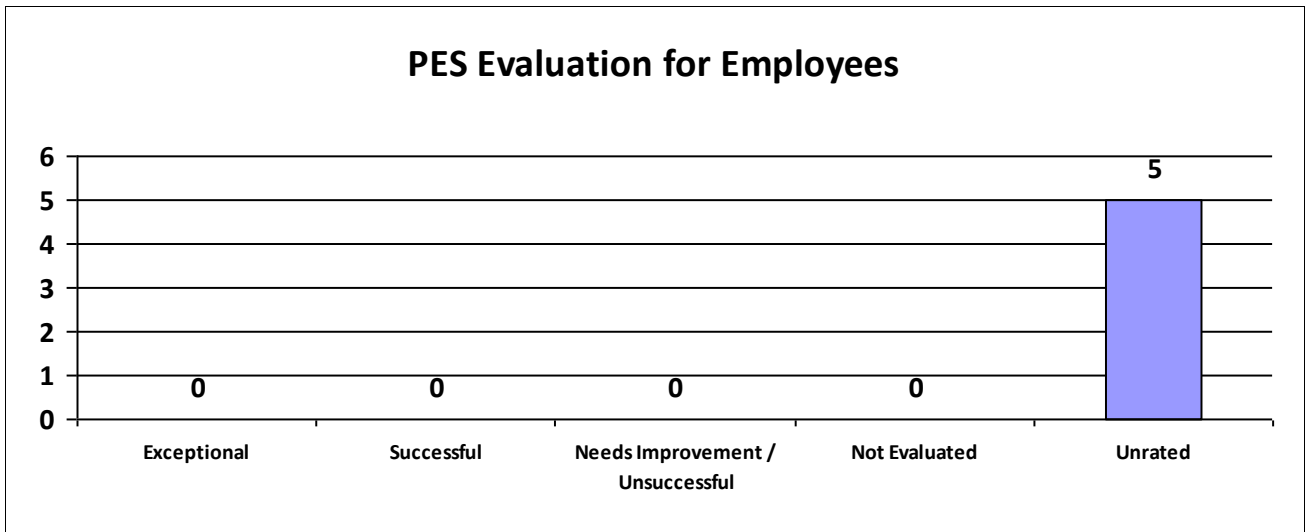
Information contained within this report reflects unaudited data provided directly to the Louisiana Department of State Civil Service by each state agency. Inconsistencies found throughout the report may be attributed to personnel changes not properly reflected in the agency's human resources information system during the performance evaluation period.



**State of Louisiana**  
**STATE CIVIL SERVICE**  
*PES Annual Report - Fiscal Year 2023-2024*

**Agency: LA Sales/Use Tax Com Rem Sells**

Performance Year 07/01/2023 - 06/30/2024	Total # of Employees	Total %
Number of employees that were rated	0	0%
Number of employees that were unrated	5	0%



Information contained within this report reflects unaudited data provided directly to the Louisiana Department of State Civil Service by each state agency. Inconsistencies found throughout the report may be attributed to personnel changes not properly reflected in the agency's human resources information system during the performance evaluation period.



State of Louisiana

STATE CIVIL SERVICE

*PES Annual Report - Fiscal Year 2023-2024*

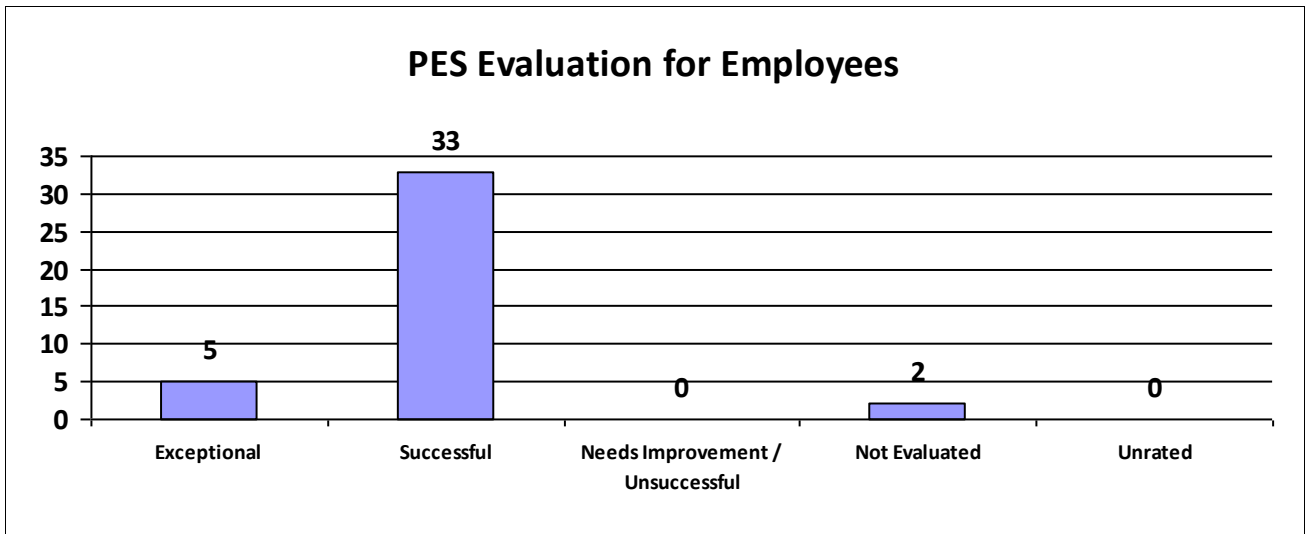
**Major Department: DEPARTMENT OF STATE CIVIL SERVICE AGENCIES**

<b>Performance Year 07/01/2023 - 06/30/2024</b>	<b>Total # of Employees</b>	<b>Total %</b>
Number of employees that were rated	154	100%
Number of employees that were unrated	0	0%
Number of employees that were rated Exceptional	33	21%
Number of employees that were rated Successful	115	74.68%
Number of employees that were rated Needs Improvement / Unsuccessful	0	0%
Number of employees that were rated Not Evaluated	6	3.90%
Number of employees that were rated Unrated	0	0%

Information contained within this report reflects unaudited data provided directly to the Louisiana Department of State Civil Service by each state agency. Inconsistencies found throughout the report may be attributed to personnel changes not properly reflected in the agency's human resources information system during the performance evaluation period.

**Agency: CS-Ethics Administration**

Performance Year 07/01/2023 - 06/30/2024	Total # of Employees	Total %
Number of employees that were rated	40	100%
Number of employees that were unrated	0	0%



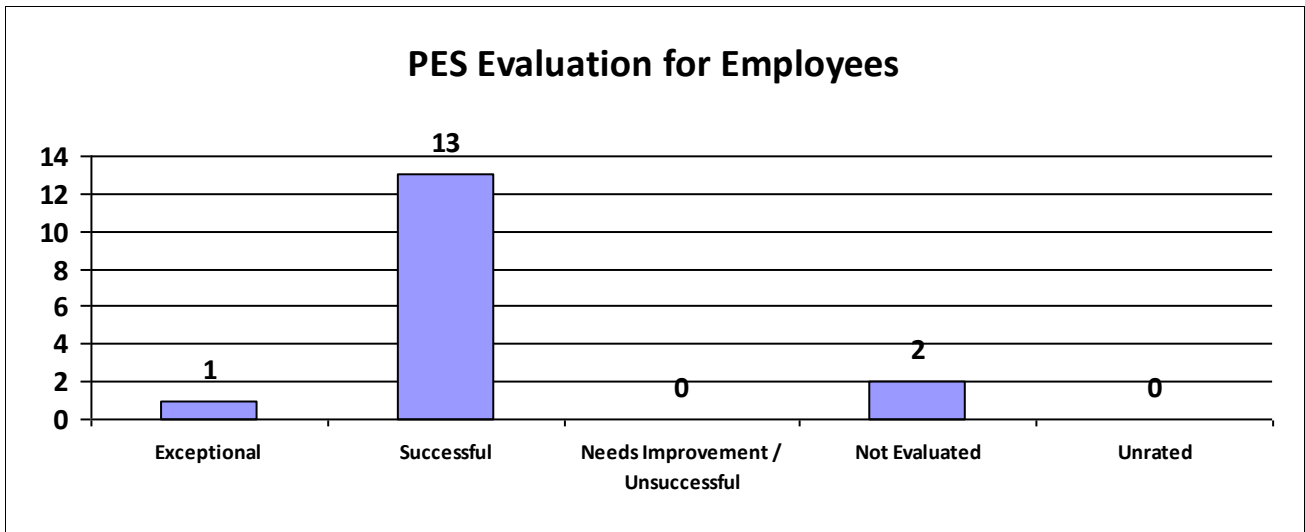
Information contained within this report reflects unaudited data provided directly to the Louisiana Department of State Civil Service by each state agency. Inconsistencies found throughout the report may be attributed to personnel changes not properly reflected in the agency's human resources information system during the performance evaluation period.



**State of Louisiana**  
**STATE CIVIL SERVICE**  
*PES Annual Report - Fiscal Year 2023-2024*

**Agency: CS-Municipal Fire & Police**

Performance Year 07/01/2023 - 06/30/2024	Total # of Employees	Total %
Number of employees that were rated	16	100%
Number of employees that were unrated	0	0%



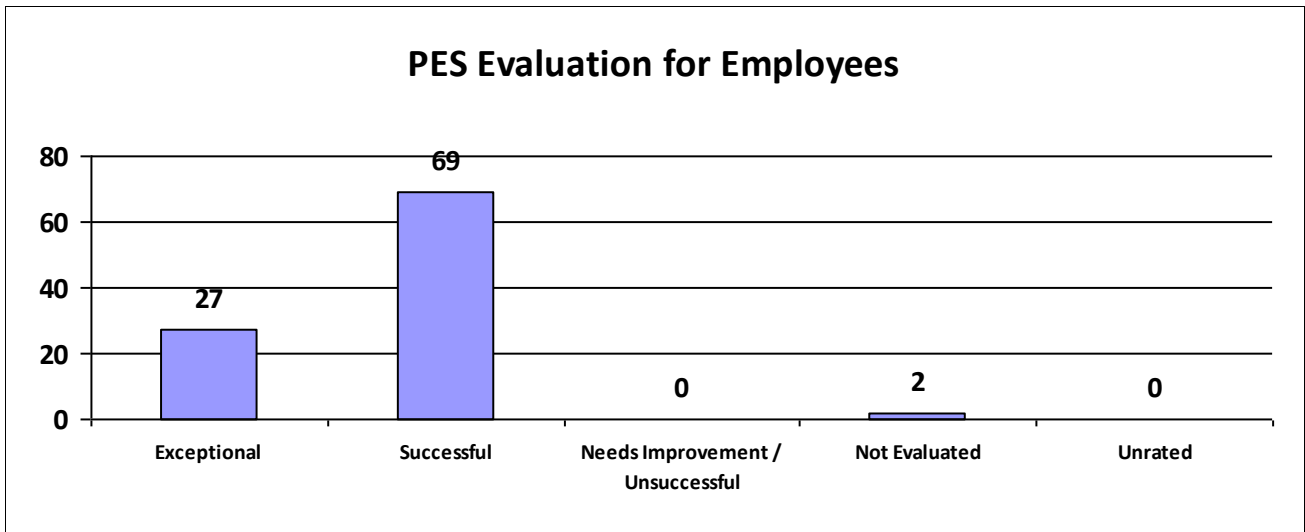
Information contained within this report reflects unaudited data provided directly to the Louisiana Department of State Civil Service by each state agency. Inconsistencies found throughout the report may be attributed to personnel changes not properly reflected in the agency's human resources information system during the performance evaluation period.



**State of Louisiana**  
**STATE CIVIL SERVICE**  
*PES Annual Report - Fiscal Year 2023-2024*

**Agency: CS-State Civil Service**

Performance Year 07/01/2023 - 06/30/2024	Total # of Employees	Total %
Number of employees that were rated	98	100%
Number of employees that were unrated	0	0%



Information contained within this report reflects unaudited data provided directly to the Louisiana Department of State Civil Service by each state agency. Inconsistencies found throughout the report may be attributed to personnel changes not properly reflected in the agency's human resources information system during the performance evaluation period.





State of Louisiana

STATE CIVIL SERVICE

*PES Annual Report - Fiscal Year 2023-2024*

**Major Department: DEPARTMENT OF TREASURY**

<b>Performance Year 07/01/2023 - 06/30/2024</b>	<b>Total # of Employees</b>	<b>Total %</b>
Number of employees that were rated	46	100%
Number of employees that were unrated	0	0%
Number of employees that were rated Exceptional	12	26%
Number of employees that were rated Successful	27	58.70%
Number of employees that were rated Needs Improvement / Unsuccessful	2	4%
Number of employees that were rated Not Evaluated	5	10.87%
Number of employees that were rated Unrated	0	0%

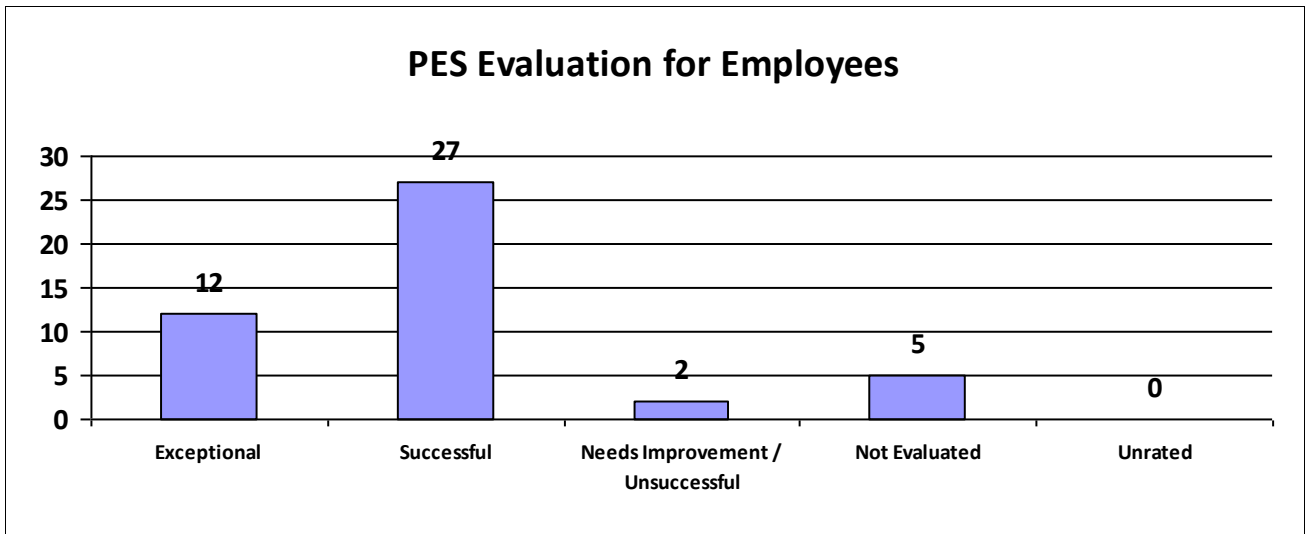
Information contained within this report reflects unaudited data provided directly to the Louisiana Department of State Civil Service by each state agency. Inconsistencies found throughout the report may be attributed to personnel changes not properly reflected in the agency's human resources information system during the performance evaluation period.



**State of Louisiana**  
**STATE CIVIL SERVICE**  
*PES Annual Report - Fiscal Year 2023-2024*

**Agency: STO-State Treasurer**

Performance Year 07/01/2023 - 06/30/2024	Total # of Employees	Total %
Number of employees that were rated	46	100%
Number of employees that were unrated	0	0%



Information contained within this report reflects unaudited data provided directly to the Louisiana Department of State Civil Service by each state agency. Inconsistencies found throughout the report may be attributed to personnel changes not properly reflected in the agency's human resources information system during the performance evaluation period.



Major Department: DEPARTMENT OF WILDLIFE AND FISHERIES

Performance Year 07/01/2023 - 06/30/2024	Total # of Employees	Total %
Number of employees that were rated	690	100%
Number of employees that were unrated	0	0%
Number of employees that were rated Exceptional	17	2%
Number of employees that were rated Successful	666	96.52%
Number of employees that were rated Needs Improvement / Unsuccessful	1	0%
Number of employees that were rated Not Evaluated	6	0.87%
Number of employees that were rated Unrated	0	0%

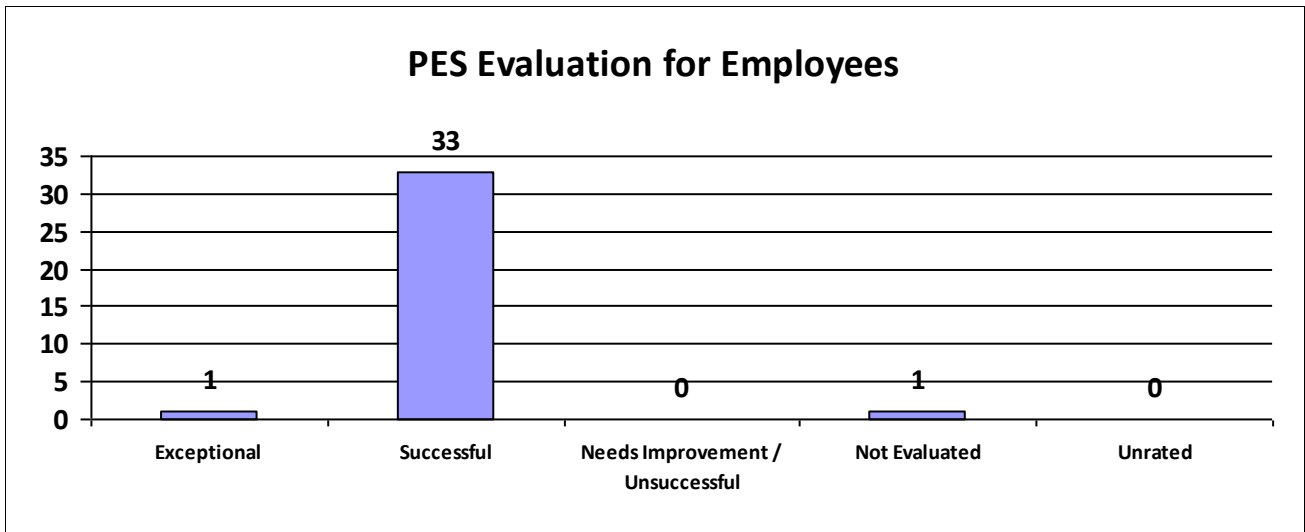
Information contained within this report reflects unaudited data provided directly to the Louisiana Department of State Civil Service by each state agency. Inconsistencies found throughout the report may be attributed to personnel changes not properly reflected in the agency's human resources information system during the performance evaluation period.



**State of Louisiana**  
**STATE CIVIL SERVICE**  
*PES Annual Report - Fiscal Year 2023-2024*

**Agency: WLF-Off of Mgt & Finance**

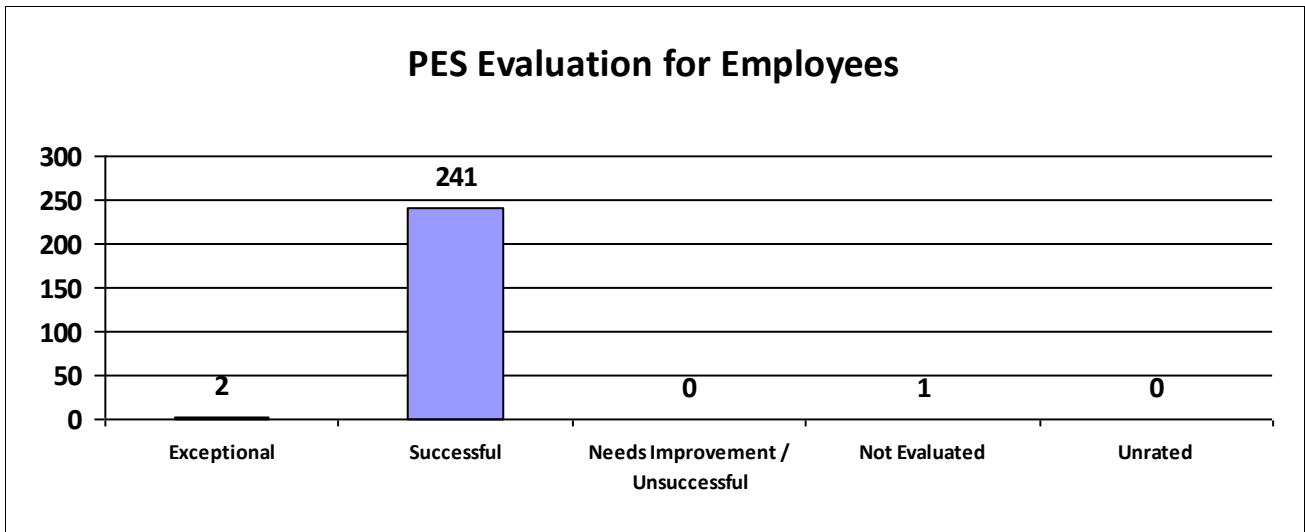
Performance Year 07/01/2023 - 06/30/2024	Total # of Employees	Total %
Number of employees that were rated	35	100%
Number of employees that were unrated	0	0%



Information contained within this report reflects unaudited data provided directly to the Louisiana Department of State Civil Service by each state agency. Inconsistencies found throughout the report may be attributed to personnel changes not properly reflected in the agency's human resources information system during the performance evaluation period.

**Agency: WLF-Off of Secretary**

<b>Performance Year 07/01/2023 - 06/30/2024</b>	<b>Total # of Employees</b>	<b>Total %</b>
Number of employees that were rated	244	100%
Number of employees that were unrated	0	0%



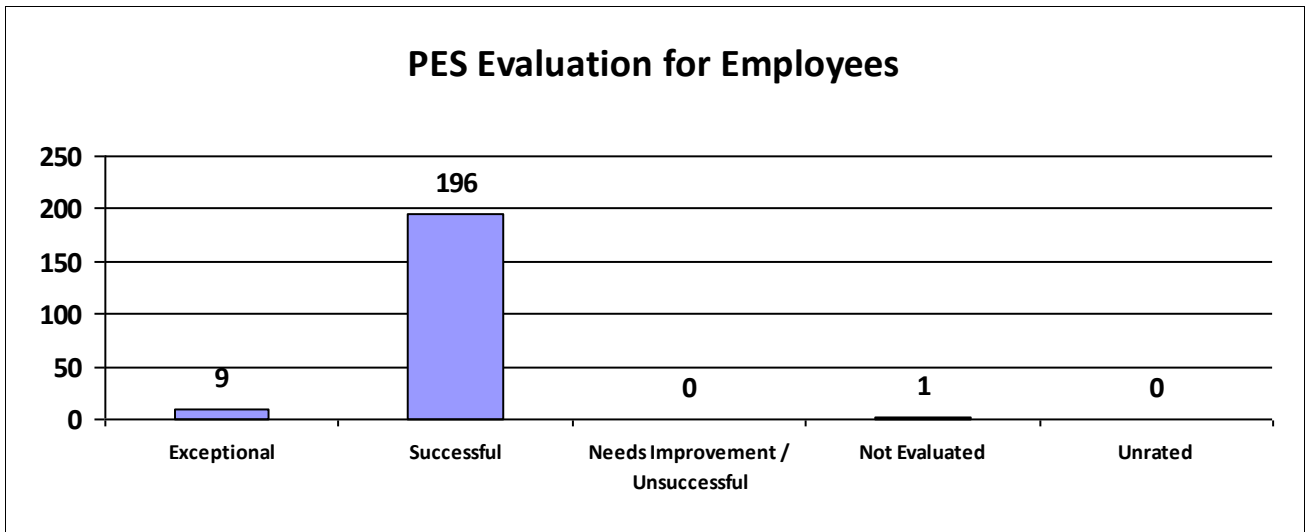
Information contained within this report reflects unaudited data provided directly to the Louisiana Department of State Civil Service by each state agency. Inconsistencies found throughout the report may be attributed to personnel changes not properly reflected in the agency's human resources information system during the performance evaluation period.



**State of Louisiana**  
**STATE CIVIL SERVICE**  
*PES Annual Report - Fiscal Year 2023-2024*

**Agency: WLF-Office of Wildlife**

Performance Year 07/01/2023 - 06/30/2024	Total # of Employees	Total %
Number of employees that were rated	206	100%
Number of employees that were unrated	0	0%



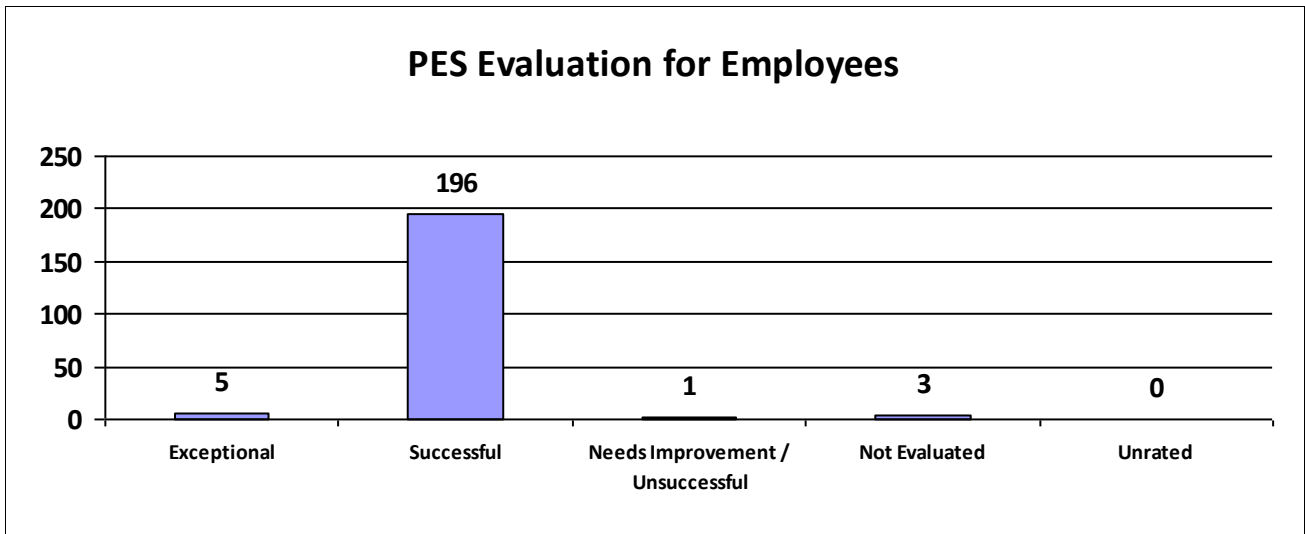
Information contained within this report reflects unaudited data provided directly to the Louisiana Department of State Civil Service by each state agency. Inconsistencies found throughout the report may be attributed to personnel changes not properly reflected in the agency's human resources information system during the performance evaluation period.



**State of Louisiana**  
**STATE CIVIL SERVICE**  
*PES Annual Report - Fiscal Year 2023-2024*

**Agency: WLF-Office of Fisheries**

Performance Year 07/01/2023 - 06/30/2024	Total # of Employees	Total %
Number of employees that were rated	205	100%
Number of employees that were unrated	0	0%



Information contained within this report reflects unaudited data provided directly to the Louisiana Department of State Civil Service by each state agency. Inconsistencies found throughout the report may be attributed to personnel changes not properly reflected in the agency's human resources information system during the performance evaluation period.



State of Louisiana

STATE CIVIL SERVICE

*PES Annual Report - Fiscal Year 2023-2024*

**Major Department: DEPT OF CULTURE, RECREATION AND TOURISM**

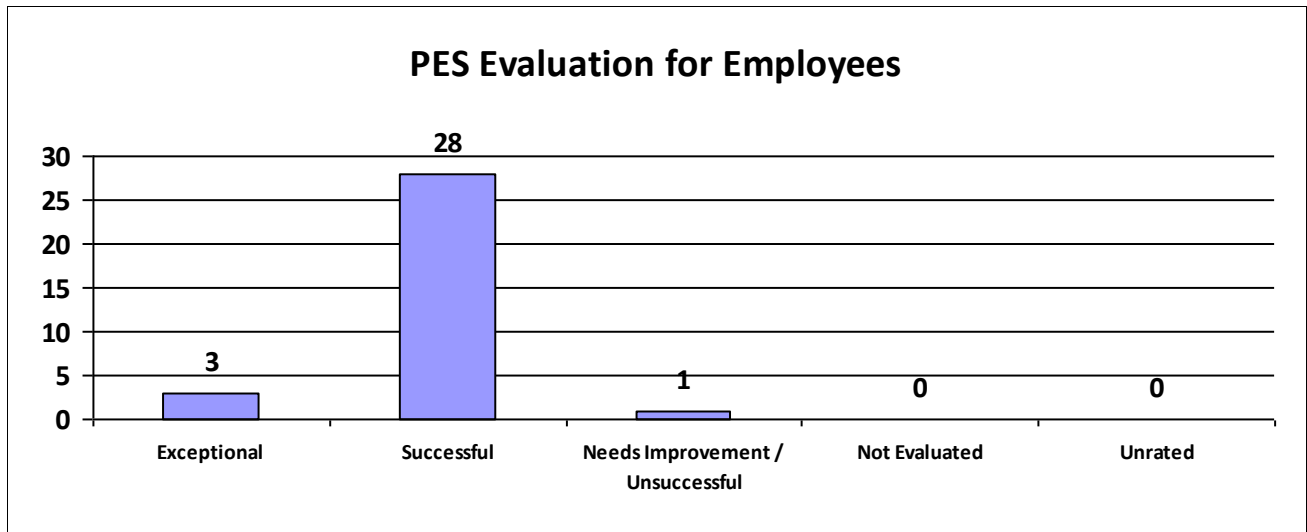
<b>Performance Year 07/01/2023 - 06/30/2024</b>	<b>Total # of Employees</b>	<b>Total %</b>
Number of employees that were rated	519	100%
Number of employees that were unrated	0	0%
Number of employees that were rated Exceptional	55	11%
Number of employees that were rated Successful	445	85.74%
Number of employees that were rated Needs Improvement / Unsuccessful	3	1%
Number of employees that were rated Not Evaluated	16	3.08%
Number of employees that were rated Unrated	0	0%

Information contained within this report reflects unaudited data provided directly to the Louisiana Department of State Civil Service by each state agency. Inconsistencies found throughout the report may be attributed to personnel changes not properly reflected in the agency's human resources information system during the performance evaluation period.



**Agency: CRT-Off of Cultural Dev**

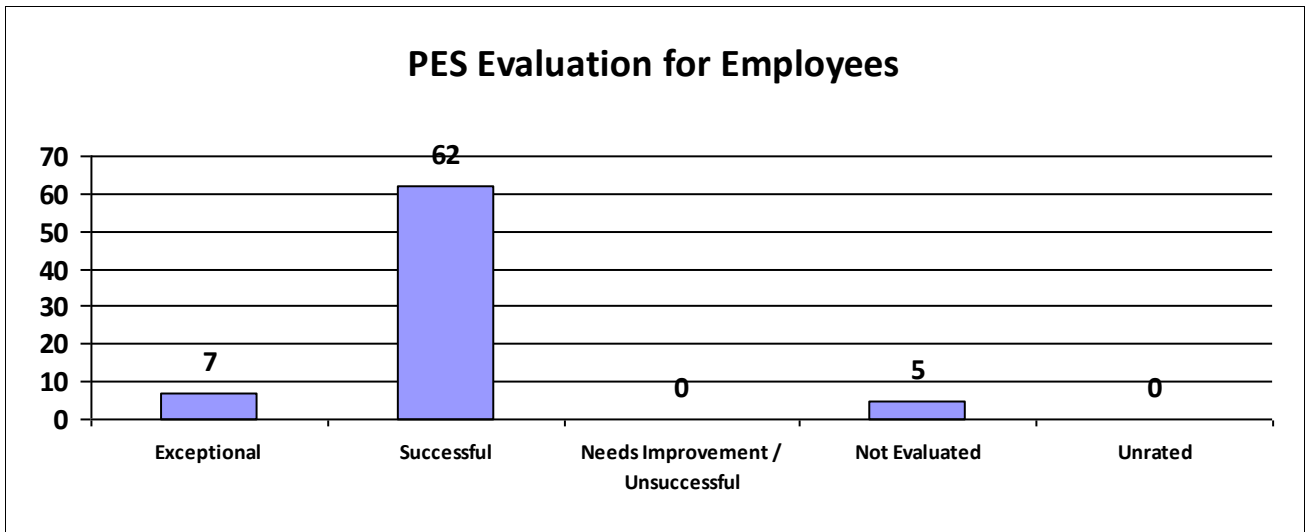
<b>Performance Year 07/01/2023 - 06/30/2024</b>	<b>Total # of Employees</b>	<b>Total %</b>
Number of employees that were rated	32	100%
Number of employees that were unrated	0	0%



Information contained within this report reflects unaudited data provided directly to the Louisiana Department of State Civil Service by each state agency. Inconsistencies found throughout the report may be attributed to personnel changes not properly reflected in the agency's human resources information system during the performance evaluation period.

**Agency: CRT-Off of State Museum**

<b>Performance Year 07/01/2023 - 06/30/2024</b>	<b>Total # of Employees</b>	<b>Total %</b>
Number of employees that were rated	74	100%
Number of employees that were unrated	0	0%



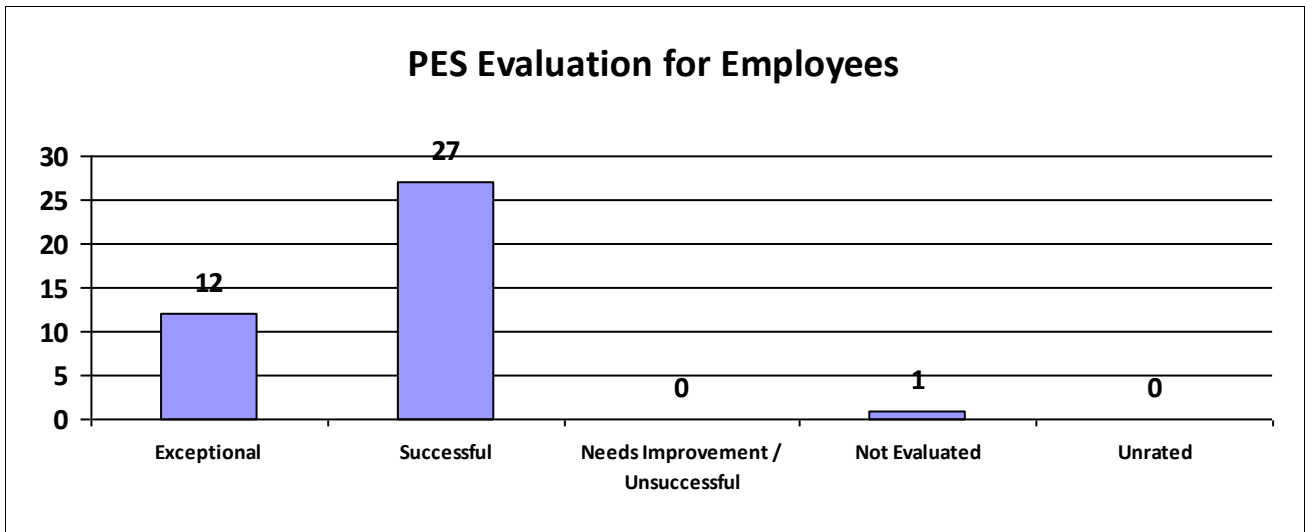
Information contained within this report reflects unaudited data provided directly to the Louisiana Department of State Civil Service by each state agency. Inconsistencies found throughout the report may be attributed to personnel changes not properly reflected in the agency's human resources information system during the performance evaluation period.



**State of Louisiana**  
**STATE CIVIL SERVICE**  
*PES Annual Report - Fiscal Year 2023-2024*

**Agency: CRT-Off of the Secretary**

Performance Year 07/01/2023 - 06/30/2024	Total # of Employees	Total %
Number of employees that were rated	40	100%
Number of employees that were unrated	0	0%



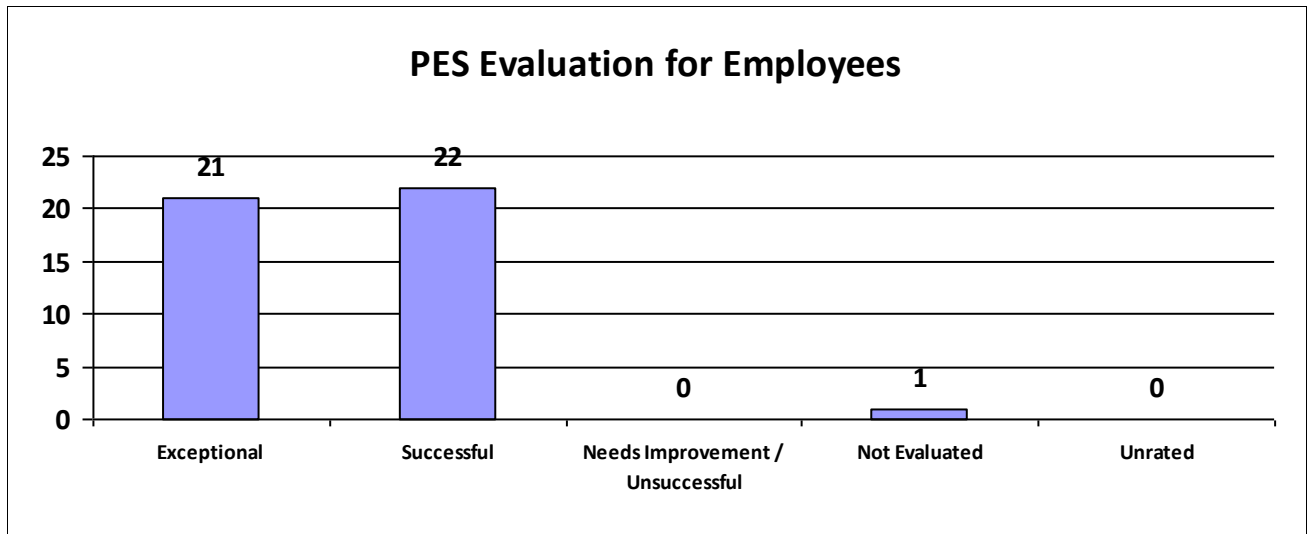
Information contained within this report reflects unaudited data provided directly to the Louisiana Department of State Civil Service by each state agency. Inconsistencies found throughout the report may be attributed to personnel changes not properly reflected in the agency's human resources information system during the performance evaluation period.



**State of Louisiana**  
**STATE CIVIL SERVICE**  
*PES Annual Report - Fiscal Year 2023-2024*

**Agency: CRT-Off of the State Library**

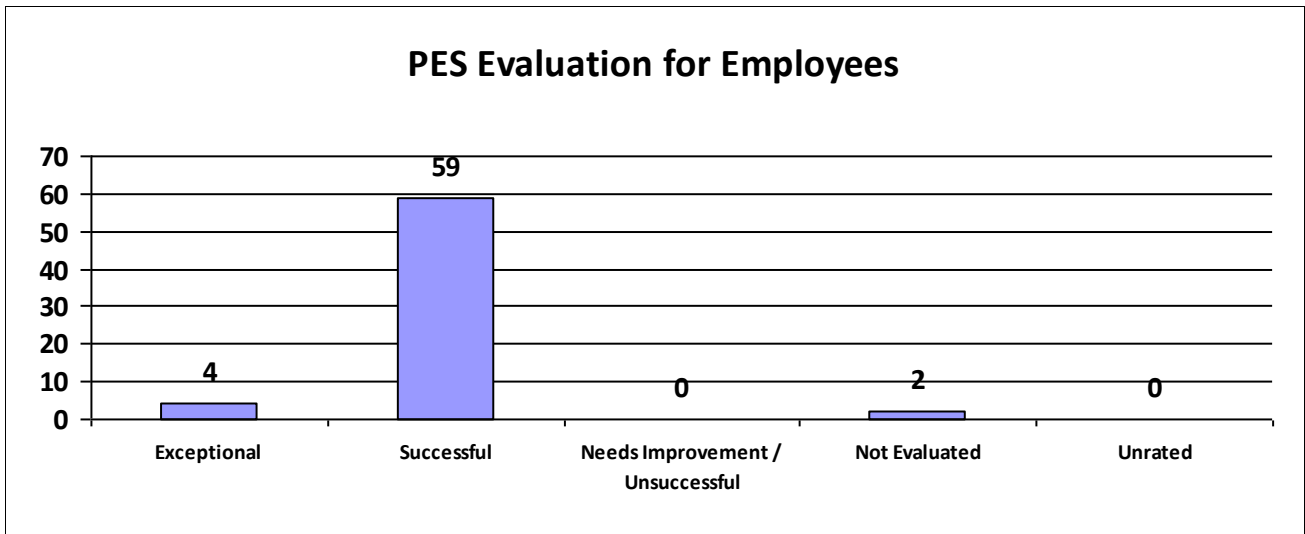
Performance Year 07/01/2023 - 06/30/2024	Total # of Employees	Total %
Number of employees that were rated	44	100%
Number of employees that were unrated	0	0%



Information contained within this report reflects unaudited data provided directly to the Louisiana Department of State Civil Service by each state agency. Inconsistencies found throughout the report may be attributed to personnel changes not properly reflected in the agency's human resources information system during the performance evaluation period.

**Agency: CRT-Off of Tourism**

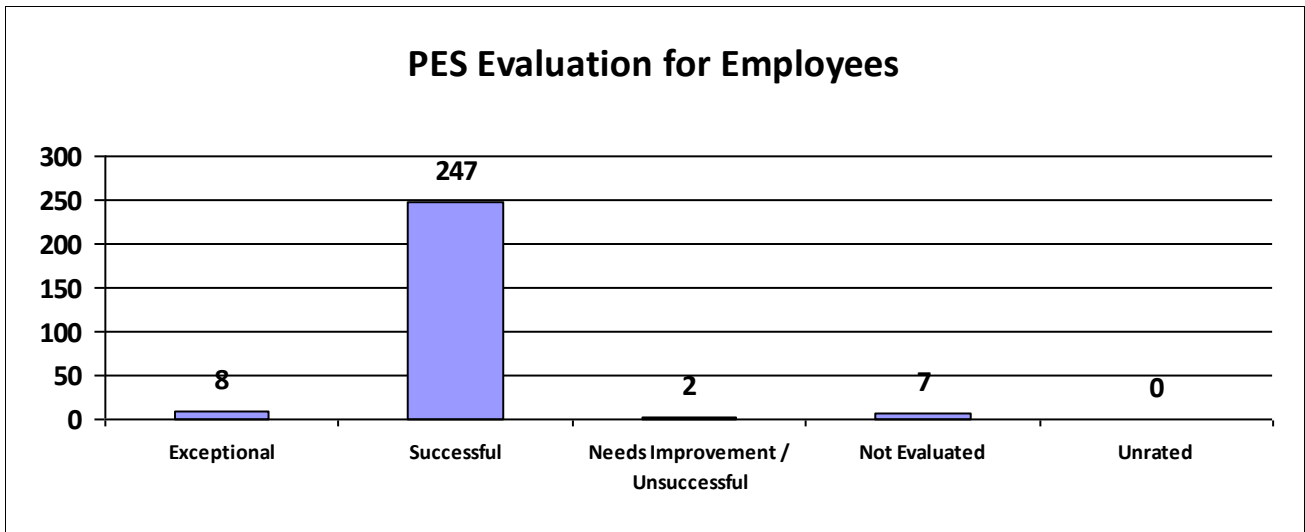
<b>Performance Year 07/01/2023 - 06/30/2024</b>	<b>Total # of Employees</b>	<b>Total %</b>
Number of employees that were rated	65	100%
Number of employees that were unrated	0	0%



Information contained within this report reflects unaudited data provided directly to the Louisiana Department of State Civil Service by each state agency. Inconsistencies found throughout the report may be attributed to personnel changes not properly reflected in the agency's human resources information system during the performance evaluation period.

**Agency: CRT-Office of State Parks**

<b>Performance Year 07/01/2023 - 06/30/2024</b>	<b>Total # of Employees</b>	<b>Total %</b>
Number of employees that were rated	264	100%
Number of employees that were unrated	0	0%



Information contained within this report reflects unaudited data provided directly to the Louisiana Department of State Civil Service by each state agency. Inconsistencies found throughout the report may be attributed to personnel changes not properly reflected in the agency's human resources information system during the performance evaluation period.



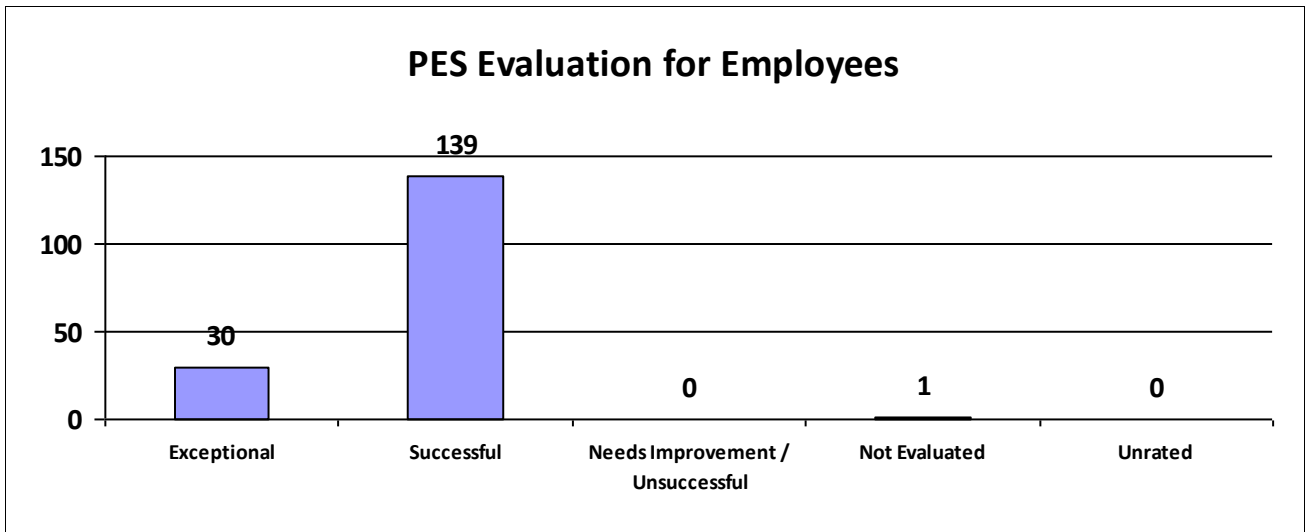
Major Department: DEPT OF ENERGY AND NATURAL RESOURCES

Performance Year 07/01/2023 - 06/30/2024	Total # of Employees	Total %
Number of employees that were rated	305	100%
Number of employees that were unrated	0	0%
Number of employees that were rated Exceptional	48	16%
Number of employees that were rated Successful	256	83.93%
Number of employees that were rated Needs Improvement / Unsuccessful	0	0%
Number of employees that were rated Not Evaluated	1	0.33%
Number of employees that were rated Unrated	0	0%

Information contained within this report reflects unaudited data provided directly to the Louisiana Department of State Civil Service by each state agency. Inconsistencies found throughout the report may be attributed to personnel changes not properly reflected in the agency's human resources information system during the performance evaluation period.

**Agency: DENR-Office of Conservation**

<b>Performance Year 07/01/2023 - 06/30/2024</b>	<b>Total # of Employees</b>	<b>Total %</b>
Number of employees that were rated	170	100%
Number of employees that were unrated	0	0%

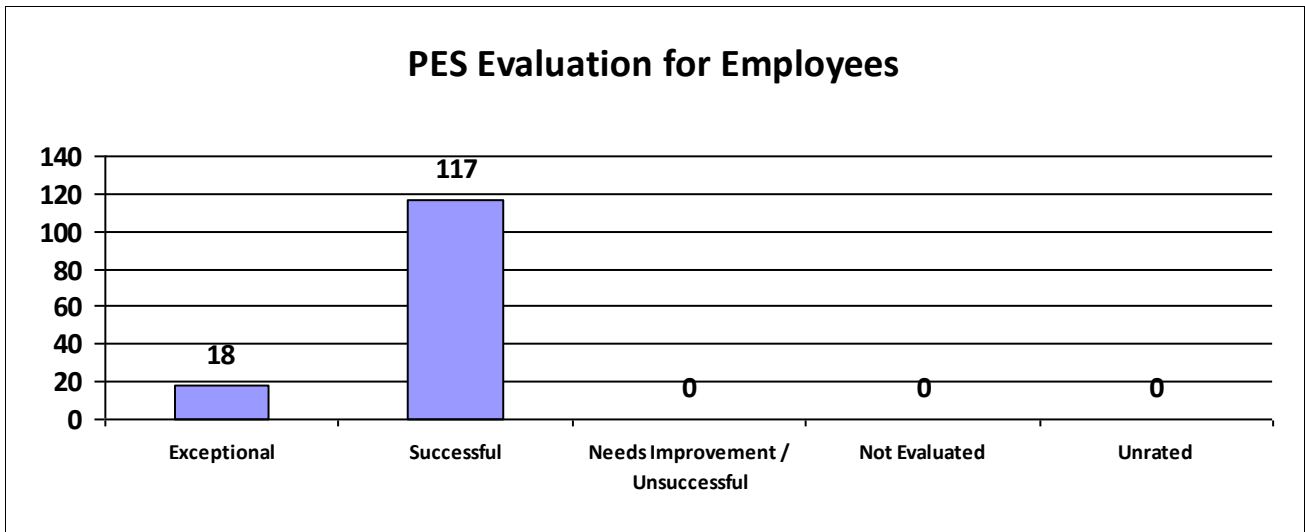


Information contained within this report reflects unaudited data provided directly to the Louisiana Department of State Civil Service by each state agency. Inconsistencies found throughout the report may be attributed to personnel changes not properly reflected in the agency's human resources information system during the performance evaluation period.



**Agency: DENR-Office of the Secretary**

Performance Year 07/01/2023 - 06/30/2024	Total # of Employees	Total %
Number of employees that were rated	135	100%
Number of employees that were unrated	0	0%



Information contained within this report reflects unaudited data provided directly to the Louisiana Department of State Civil Service by each state agency. Inconsistencies found throughout the report may be attributed to personnel changes not properly reflected in the agency's human resources information system during the performance evaluation period.



State of Louisiana

STATE CIVIL SERVICE

*PES Annual Report - Fiscal Year 2023-2024*

**Major Department: DEPT OF TRANSPORTATION AND DEVELOPMENT**

<b>Performance Year 07/01/2023 - 06/30/2024</b>	<b>Total # of Employees</b>	<b>Total %</b>
Number of employees that were rated	4,100	100%
Number of employees that were unrated	5	0.12%
Number of employees that were rated Exceptional	522	13%
Number of employees that were rated Successful	3,485	85.00%
Number of employees that were rated Needs Improvement / Unsuccessful	12	0%
Number of employees that were rated Not Evaluated	81	1.98%
Number of employees that were rated Unrated	5	0%

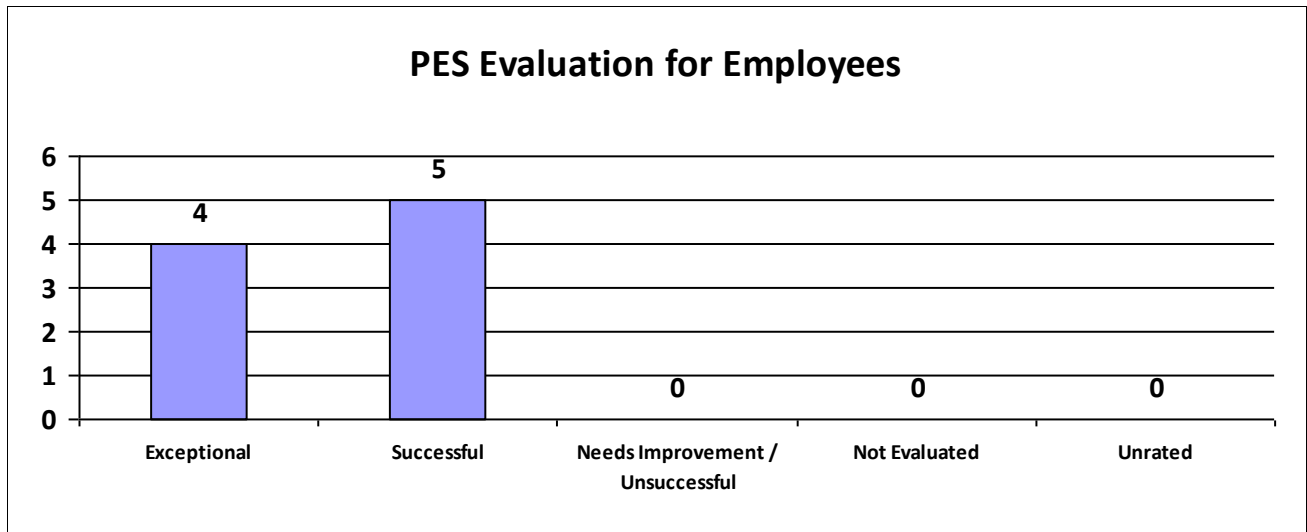
Information contained within this report reflects unaudited data provided directly to the Louisiana Department of State Civil Service by each state agency. Inconsistencies found throughout the report may be attributed to personnel changes not properly reflected in the agency's human resources information system during the performance evaluation period.



**State of Louisiana**  
**STATE CIVIL SERVICE**  
*PES Annual Report - Fiscal Year 2023-2024*

**Agency: Bd of Reg Prof Eng & Land Surv**

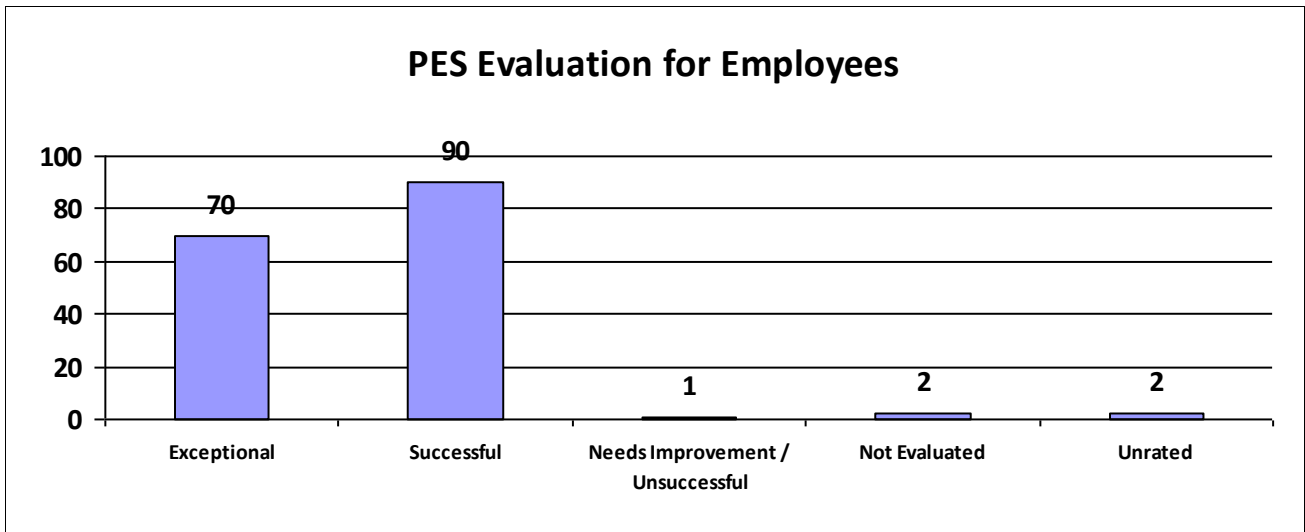
Performance Year 07/01/2023 - 06/30/2024	Total # of Employees	Total %
Number of employees that were rated	9	100%
Number of employees that were unrated	0	0%



Information contained within this report reflects unaudited data provided directly to the Louisiana Department of State Civil Service by each state agency. Inconsistencies found throughout the report may be attributed to personnel changes not properly reflected in the agency's human resources information system during the performance evaluation period.

**Agency: DOTD-Administration**

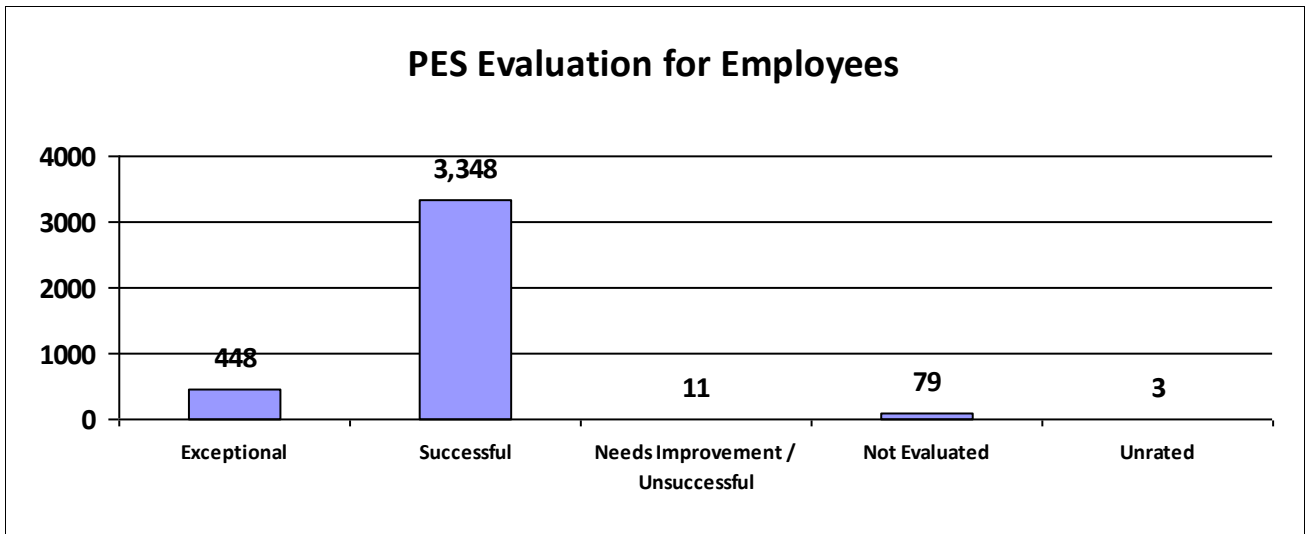
<b>Performance Year 07/01/2023 - 06/30/2024</b>	<b>Total # of Employees</b>	<b>Total %</b>
Number of employees that were rated	163	100%
Number of employees that were unrated	2	1%



Information contained within this report reflects unaudited data provided directly to the Louisiana Department of State Civil Service by each state agency. Inconsistencies found throughout the report may be attributed to personnel changes not properly reflected in the agency's human resources information system during the performance evaluation period.

**Agency: DOTD-Engineering & Operations**

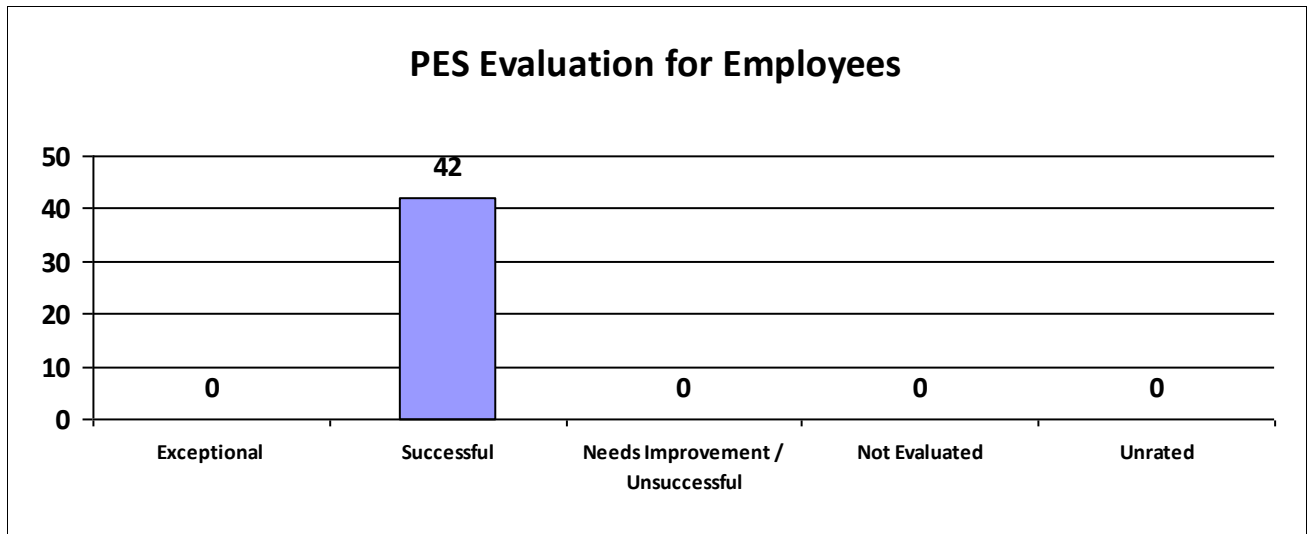
<b>Performance Year 07/01/2023 - 06/30/2024</b>	<b>Total # of Employees</b>	<b>Total %</b>
Number of employees that were rated	3,886	100%
Number of employees that were unrated	3	0%



Information contained within this report reflects unaudited data provided directly to the Louisiana Department of State Civil Service by each state agency. Inconsistencies found throughout the report may be attributed to personnel changes not properly reflected in the agency's human resources information system during the performance evaluation period.

**Agency: DOTD-Sabine River Authority**

Performance Year 07/01/2023 - 06/30/2024	Total # of Employees	Total %
Number of employees that were rated	42	100%
Number of employees that were unrated	0	0%



Information contained within this report reflects unaudited data provided directly to the Louisiana Department of State Civil Service by each state agency. Inconsistencies found throughout the report may be attributed to personnel changes not properly reflected in the agency's human resources information system during the performance evaluation period.



State of Louisiana

STATE CIVIL SERVICE

*PES Annual Report - Fiscal Year 2023-2024*

**Major Department: DIVISION OF ADMINISTRATION**

<b>Performance Year 07/01/2023 - 06/30/2024</b>	<b>Total # of Employees</b>	<b>Total %</b>
Number of employees that were rated	156	100%
Number of employees that were unrated	0	0%
Number of employees that were rated Exceptional	5	3%
Number of employees that were rated Successful	137	87.82%
Number of employees that were rated Needs Improvement / Unsuccessful	1	1%
Number of employees that were rated Not Evaluated	13	8.33%
Number of employees that were rated Unrated	0	0%

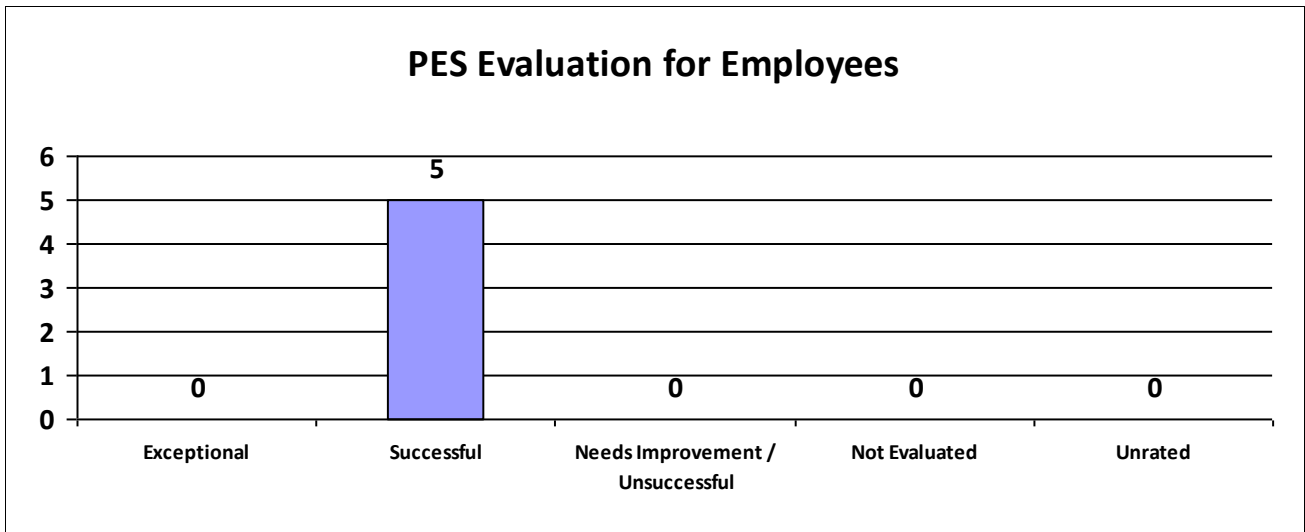
Information contained within this report reflects unaudited data provided directly to the Louisiana Department of State Civil Service by each state agency. Inconsistencies found throughout the report may be attributed to personnel changes not properly reflected in the agency's human resources information system during the performance evaluation period.



**State of Louisiana**  
**STATE CIVIL SERVICE**  
*PES Annual Report - Fiscal Year 2023-2024*

**Agency: DOA-Fed Property Assistance**

Performance Year 07/01/2023 - 06/30/2024	Total # of Employees	Total %
Number of employees that were rated	5	100%
Number of employees that were unrated	0	0%

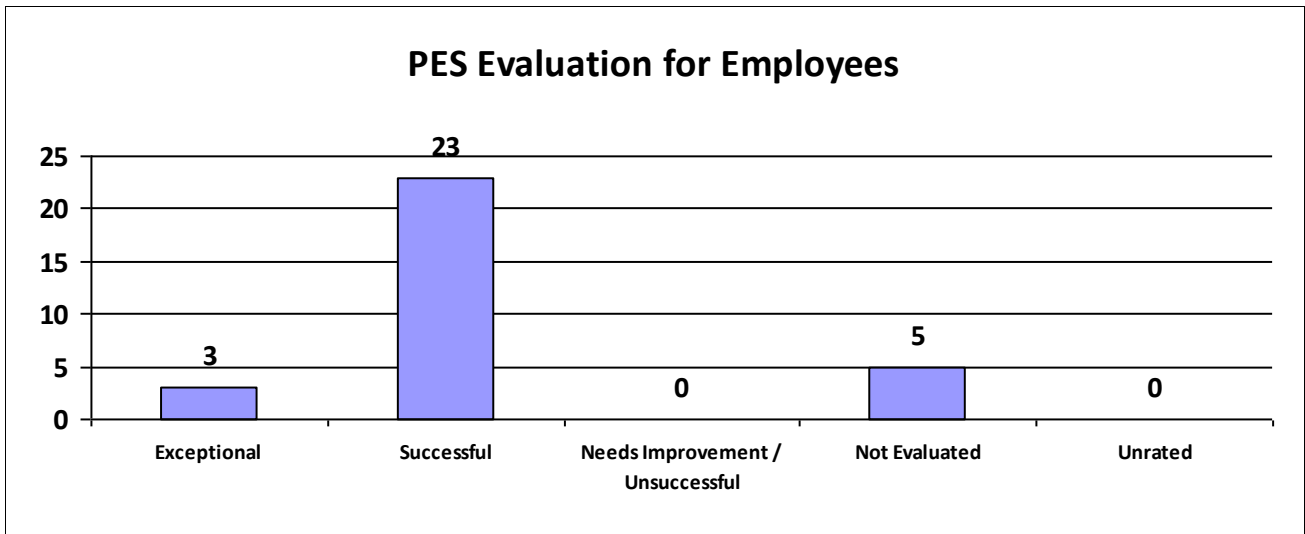


Information contained within this report reflects unaudited data provided directly to the Louisiana Department of State Civil Service by each state agency. Inconsistencies found throughout the report may be attributed to personnel changes not properly reflected in the agency's human resources information system during the performance evaluation period.



**Agency: DOA-La Property Assist Agency**

<b>Performance Year 07/01/2023 - 06/30/2024</b>	<b>Total # of Employees</b>	<b>Total %</b>
Number of employees that were rated	31	100%
Number of employees that were unrated	0	0%



Information contained within this report reflects unaudited data provided directly to the Louisiana Department of State Civil Service by each state agency. Inconsistencies found throughout the report may be attributed to personnel changes not properly reflected in the agency's human resources information system during the performance evaluation period.



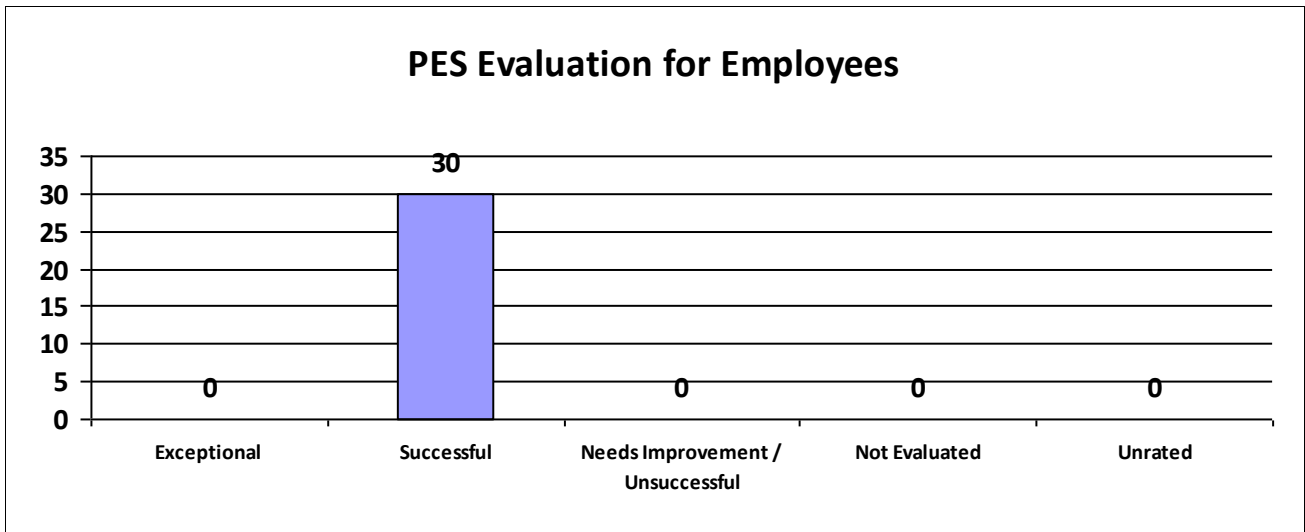
State of Louisiana

STATE CIVIL SERVICE

PES Annual Report - Fiscal Year 2023-2024

Agency: DOA-Louisiana Tax Commission

Performance Year 07/01/2023 - 06/30/2024	Total # of Employees	Total %
Number of employees that were rated	30	100%
Number of employees that were unrated	0	0%



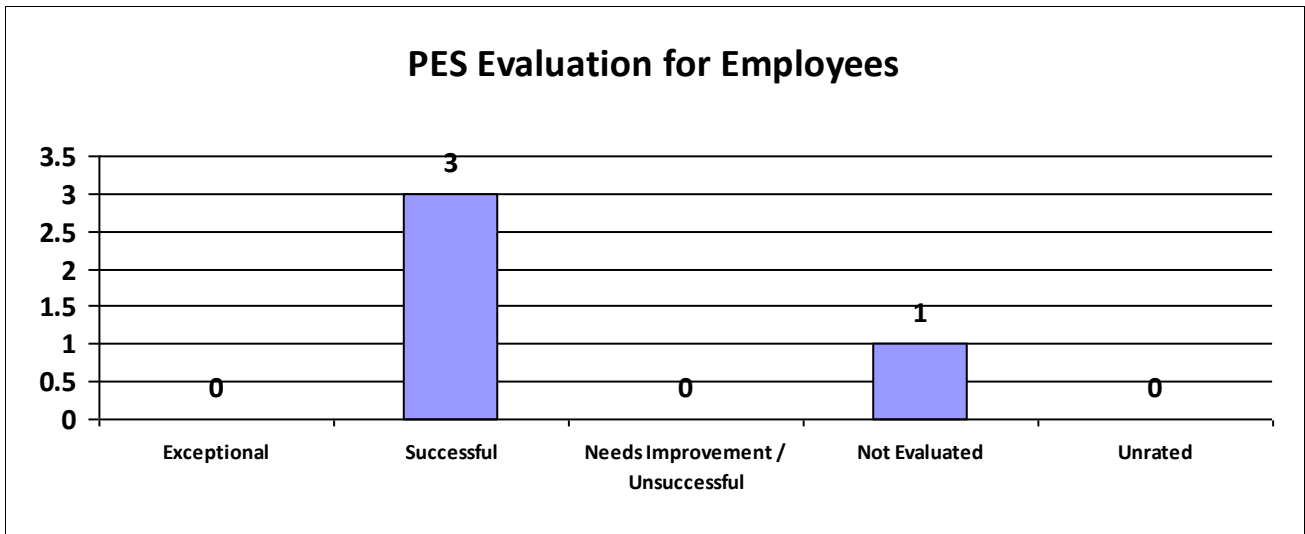
Information contained within this report reflects unaudited data provided directly to the Louisiana Department of State Civil Service by each state agency. Inconsistencies found throughout the report may be attributed to personnel changes not properly reflected in the agency's human resources information system during the performance evaluation period.



**State of Louisiana**  
**STATE CIVIL SERVICE**  
*PES Annual Report - Fiscal Year 2023-2024*

**Agency: DOA-Off of Aircraft Services**

Performance Year 07/01/2023 - 06/30/2024	Total # of Employees	Total %
Number of employees that were rated	4	100%
Number of employees that were unrated	0	0%



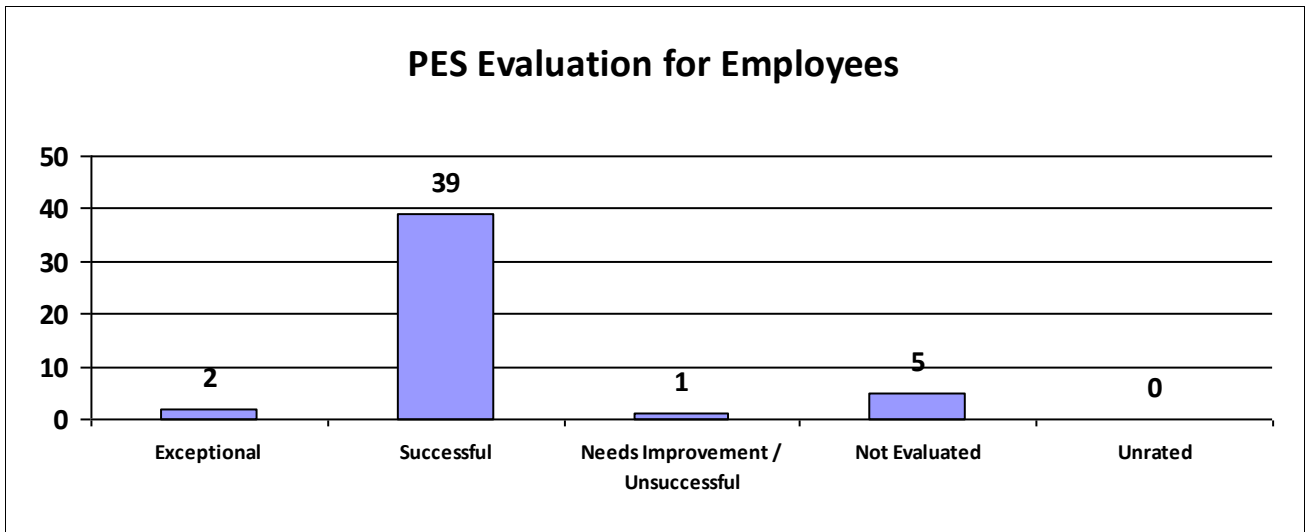
Information contained within this report reflects unaudited data provided directly to the Louisiana Department of State Civil Service by each state agency. Inconsistencies found throughout the report may be attributed to personnel changes not properly reflected in the agency's human resources information system during the performance evaluation period.



**State of Louisiana**  
**STATE CIVIL SERVICE**  
*PES Annual Report - Fiscal Year 2023-2024*

**Agency: DOA-Office of Group Benefits**

Performance Year 07/01/2023 - 06/30/2024	Total # of Employees	Total %
Number of employees that were rated	47	100%
Number of employees that were unrated	0	0%



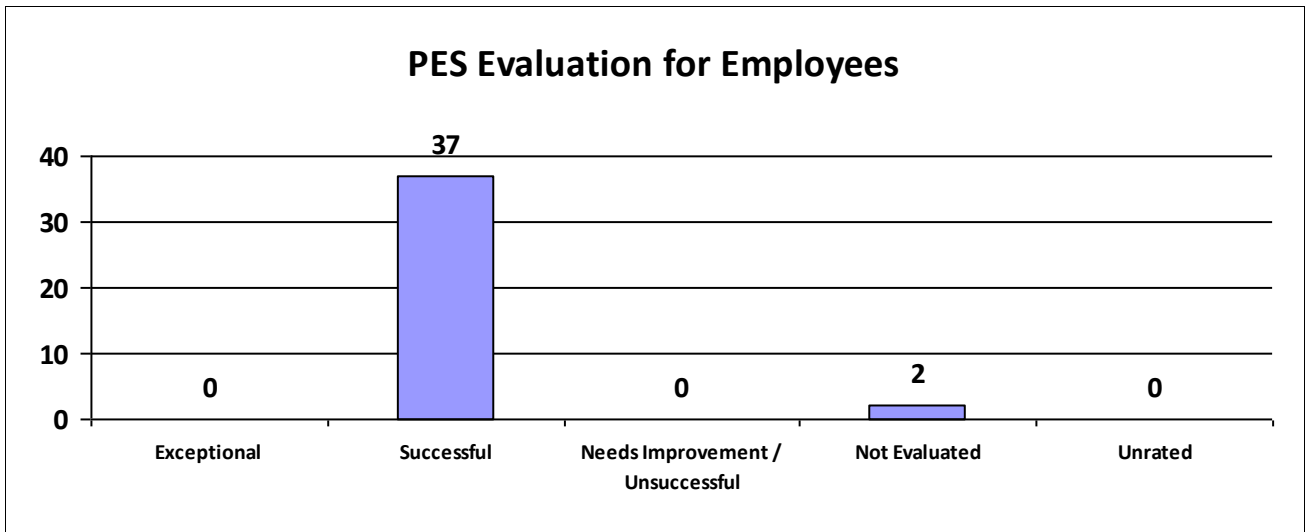
Information contained within this report reflects unaudited data provided directly to the Louisiana Department of State Civil Service by each state agency. Inconsistencies found throughout the report may be attributed to personnel changes not properly reflected in the agency's human resources information system during the performance evaluation period.



**State of Louisiana**  
**STATE CIVIL SERVICE**  
*PES Annual Report - Fiscal Year 2023-2024*

**Agency: DOA-Office of Risk Management**

Performance Year 07/01/2023 - 06/30/2024	Total # of Employees	Total %
Number of employees that were rated	39	100%
Number of employees that were unrated	0	0%



Information contained within this report reflects unaudited data provided directly to the Louisiana Department of State Civil Service by each state agency. Inconsistencies found throughout the report may be attributed to personnel changes not properly reflected in the agency's human resources information system during the performance evaluation period.



State of Louisiana

STATE CIVIL SERVICE

*PES Annual Report - Fiscal Year 2023-2024*

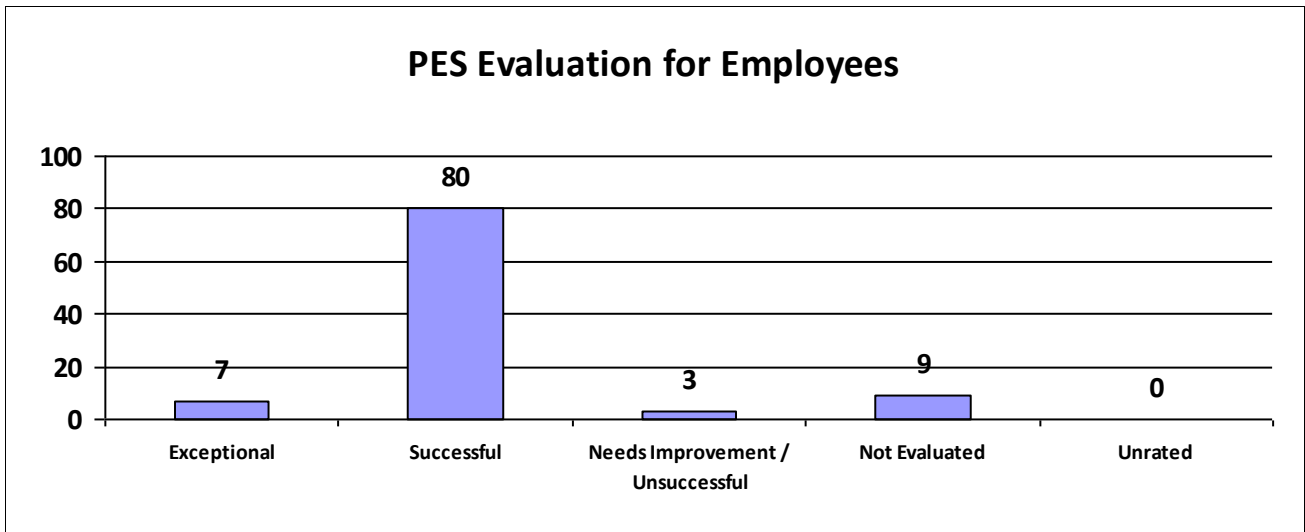
**Major Department: EDUCATION - OTHER**

<b>Performance Year 07/01/2023 - 06/30/2024</b>	<b>Total # of Employees</b>	<b>Total %</b>
Number of employees that were rated	155	100%
Number of employees that were unrated	0	0%
Number of employees that were rated Exceptional	23	15%
Number of employees that were rated Successful	116	74.84%
Number of employees that were rated Needs Improvement / Unsuccessful	4	3%
Number of employees that were rated Not Evaluated	12	7.74%
Number of employees that were rated Unrated	0	0%

Information contained within this report reflects unaudited data provided directly to the Louisiana Department of State Civil Service by each state agency. Inconsistencies found throughout the report may be attributed to personnel changes not properly reflected in the agency's human resources information system during the performance evaluation period.

**Agency: SSC - Special School District**

Performance Year 07/01/2023 - 06/30/2024	Total # of Employees	Total %
Number of employees that were rated	99	100%
Number of employees that were unrated	0	0%



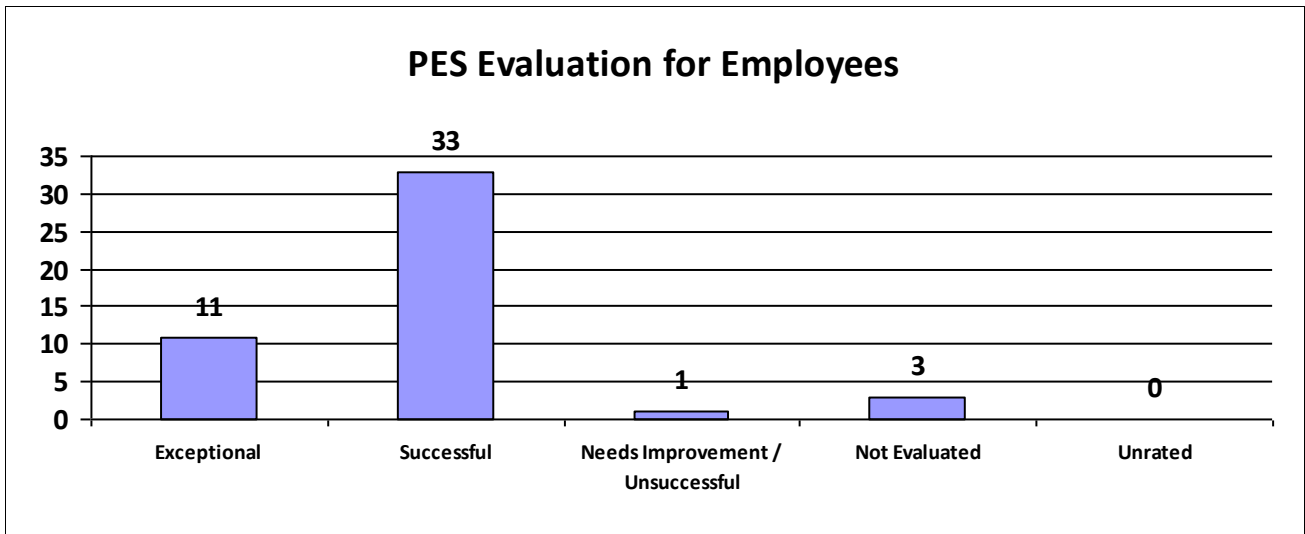
Information contained within this report reflects unaudited data provided directly to the Louisiana Department of State Civil Service by each state agency. Inconsistencies found throughout the report may be attributed to personnel changes not properly reflected in the agency's human resources information system during the performance evaluation period.



**State of Louisiana**  
**STATE CIVIL SERVICE**  
*PES Annual Report - Fiscal Year 2023-2024*

**Agency: SSC-La Educational TV Author**

Performance Year 07/01/2023 - 06/30/2024	Total # of Employees	Total %
Number of employees that were rated	48	100%
Number of employees that were unrated	0	0%



Information contained within this report reflects unaudited data provided directly to the Louisiana Department of State Civil Service by each state agency. Inconsistencies found throughout the report may be attributed to personnel changes not properly reflected in the agency's human resources information system during the performance evaluation period.

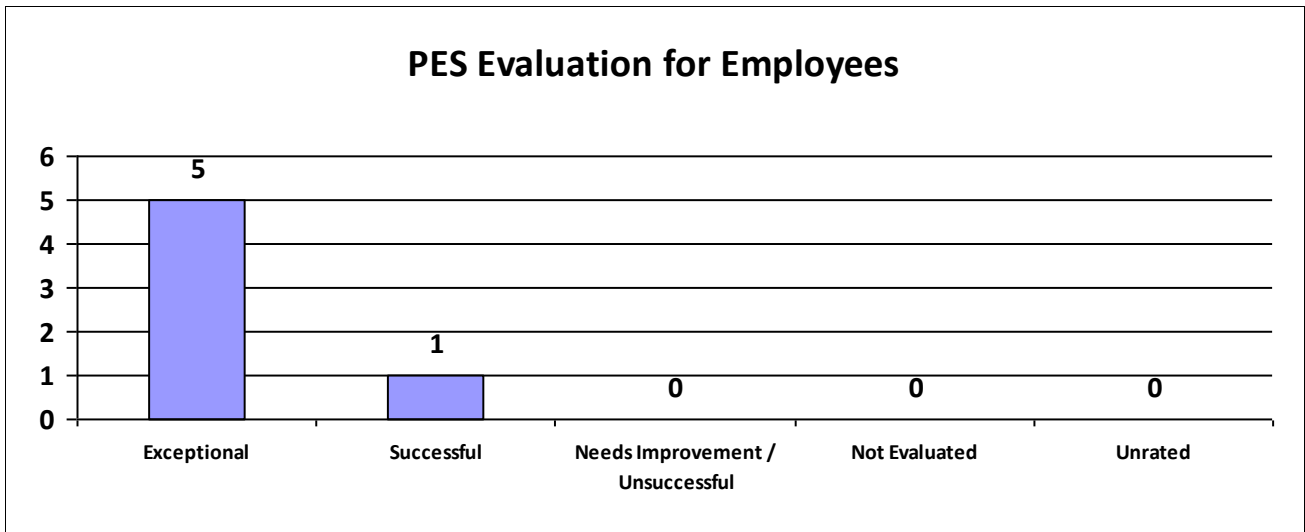




**State of Louisiana**  
**STATE CIVIL SERVICE**  
*PES Annual Report - Fiscal Year 2023-2024*

**Agency: SSC-N O Ctr for Creative Arts**

Performance Year 07/01/2023 - 06/30/2024	Total # of Employees	Total %
Number of employees that were rated	6	100%
Number of employees that were unrated	0	0%



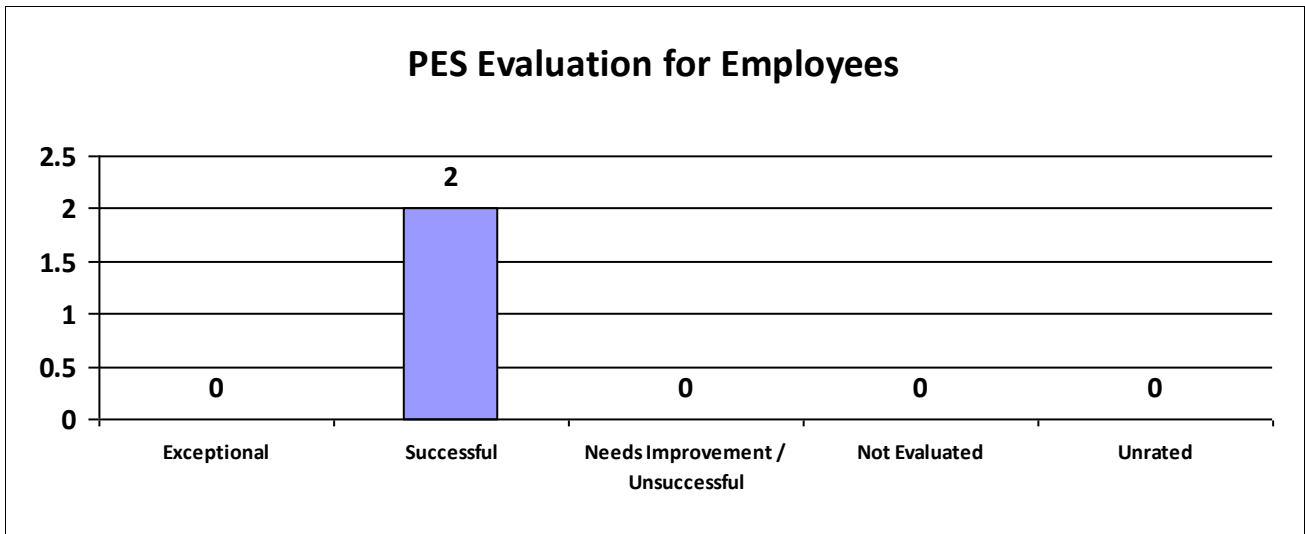
Information contained within this report reflects unaudited data provided directly to the Louisiana Department of State Civil Service by each state agency. Inconsistencies found throughout the report may be attributed to personnel changes not properly reflected in the agency's human resources information system during the performance evaluation period.



**State of Louisiana**  
**STATE CIVIL SERVICE**  
*PES Annual Report - Fiscal Year 2023-2024*

**Agency: SSC-Thrive Academy**

Performance Year 07/01/2023 - 06/30/2024	Total # of Employees	Total %
Number of employees that were rated	2	100%
Number of employees that were unrated	0	0%



Information contained within this report reflects unaudited data provided directly to the Louisiana Department of State Civil Service by each state agency. Inconsistencies found throughout the report may be attributed to personnel changes not properly reflected in the agency's human resources information system during the performance evaluation period.



State of Louisiana

STATE CIVIL SERVICE

PES Annual Report - Fiscal Year 2023-2024

**Major Department: EXECUTIVE DEPARTMENT / BOARDS**

<b>Performance Year 07/01/2023 - 06/30/2024</b>	<b>Total # of Employees</b>	<b>Total %</b>
Number of employees that were rated	1,978	100%
Number of employees that were unrated	6	0.30%
Number of employees that were rated Exceptional	147	7%
Number of employees that were rated Successful	1,754	88.68%
Number of employees that were rated Needs Improvement / Unsuccessful	13	1%
Number of employees that were rated Not Evaluated	64	3.24%
Number of employees that were rated Unrated	6	0%

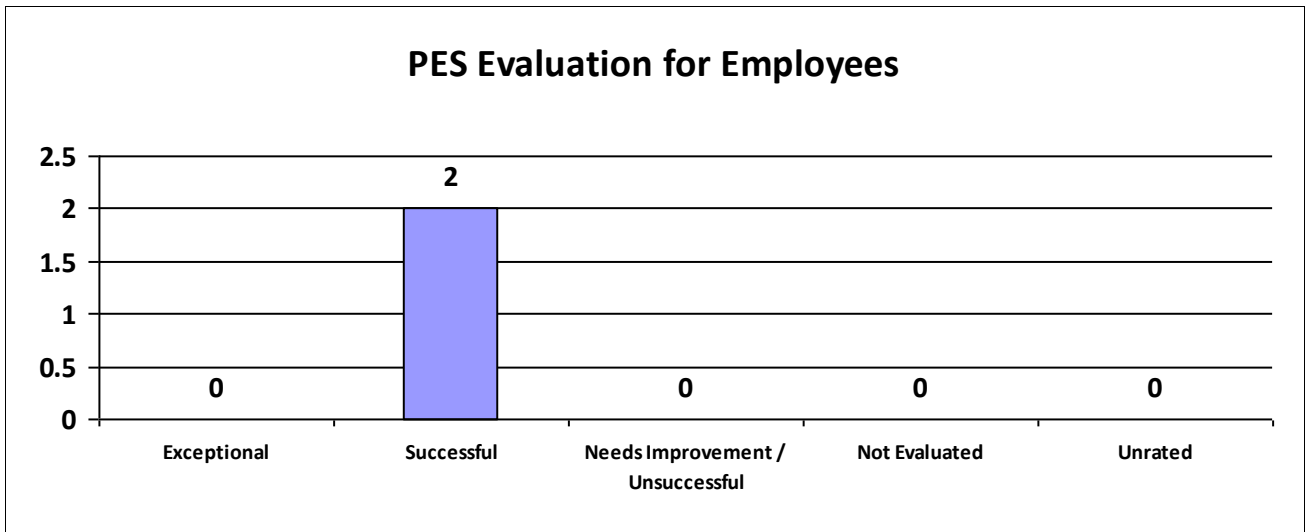
Information contained within this report reflects unaudited data provided directly to the Louisiana Department of State Civil Service by each state agency. Inconsistencies found throughout the report may be attributed to personnel changes not properly reflected in the agency's human resources information system during the performance evaluation period.



**State of Louisiana**  
**STATE CIVIL SERVICE**  
*PES Annual Report - Fiscal Year 2023-2024*

**Agency: Arch Examrs La St Bd /Gov**

Performance Year 07/01/2023 - 06/30/2024	Total # of Employees	Total %
Number of employees that were rated	2	100%
Number of employees that were unrated	0	0%




Information contained within this report reflects unaudited data provided directly to the Louisiana Department of State Civil Service by each state agency. Inconsistencies found throughout the report may be attributed to personnel changes not properly reflected in the agency's human resources information system during the performance evaluation period.



**State of Louisiana**  
**STATE CIVIL SERVICE**  
*PES Annual Report - Fiscal Year 2023-2024*

**Agency: Cemetery Bd La /Gov**

Performance Year 07/01/2023 - 06/30/2024	Total # of Employees	Total %
Number of employees that were rated	1	100%
Number of employees that were unrated	0	0%



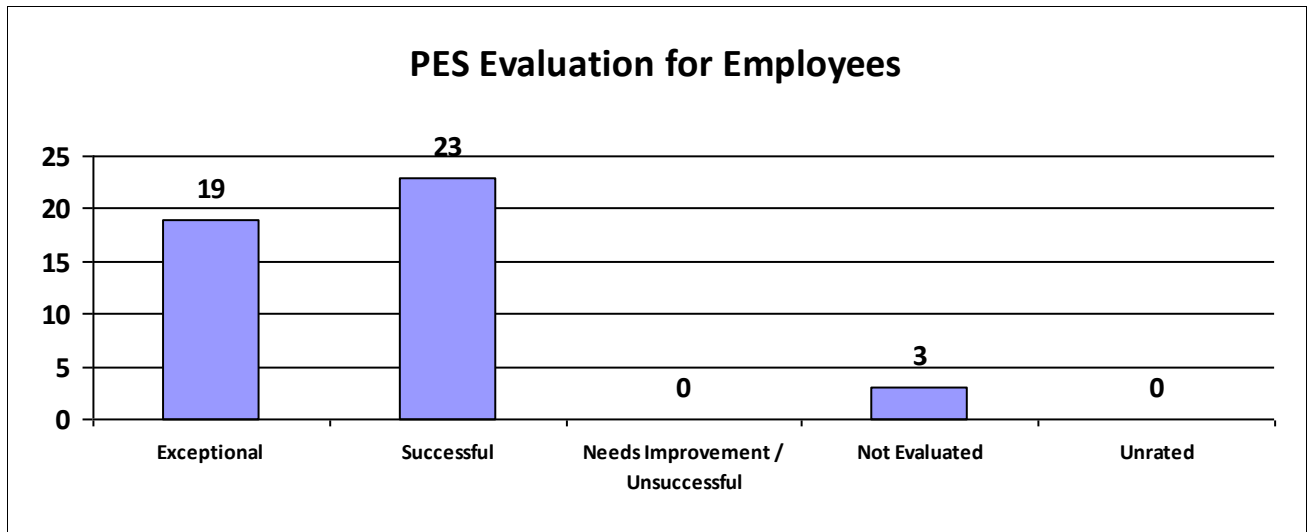
Information contained within this report reflects unaudited data provided directly to the Louisiana Department of State Civil Service by each state agency. Inconsistencies found throughout the report may be attributed to personnel changes not properly reflected in the agency's human resources information system during the performance evaluation period.



**State of Louisiana**  
**STATE CIVIL SERVICE**  
*PES Annual Report - Fiscal Year 2023-2024*

**Agency: Contractor Lic Bd La St /Gov**

Performance Year 07/01/2023 - 06/30/2024	Total # of Employees	Total %
Number of employees that were rated	45	100%
Number of employees that were unrated	0	0%



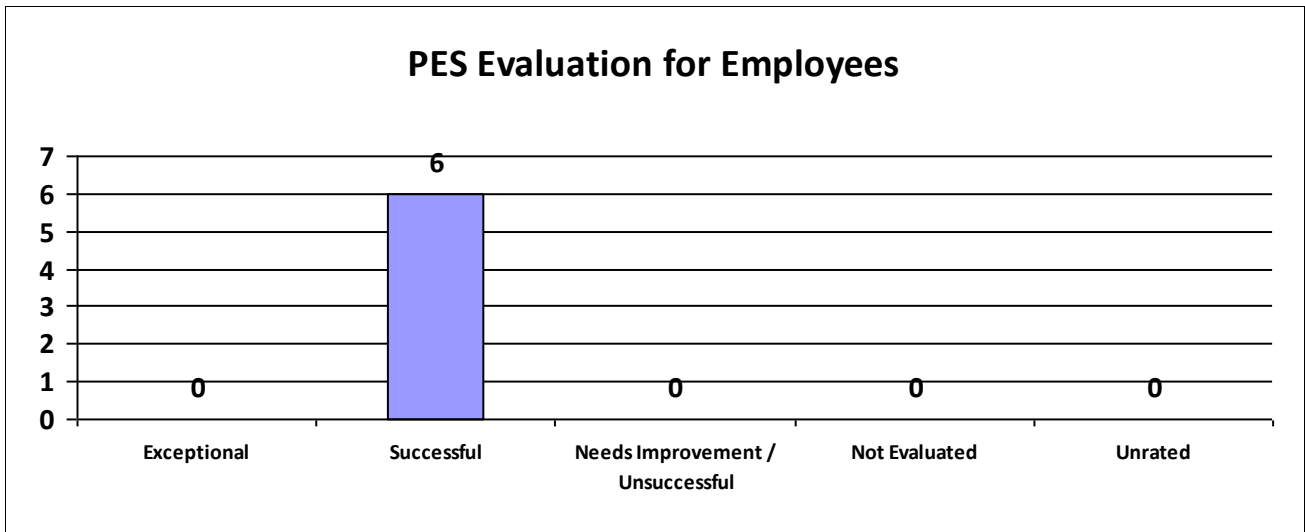
Information contained within this report reflects unaudited data provided directly to the Louisiana Department of State Civil Service by each state agency. Inconsistencies found throughout the report may be attributed to personnel changes not properly reflected in the agency's human resources information system during the performance evaluation period.



**State of Louisiana**  
**STATE CIVIL SERVICE**  
*PES Annual Report - Fiscal Year 2023-2024*

**Agency: CPAs La St Bd /Gov**

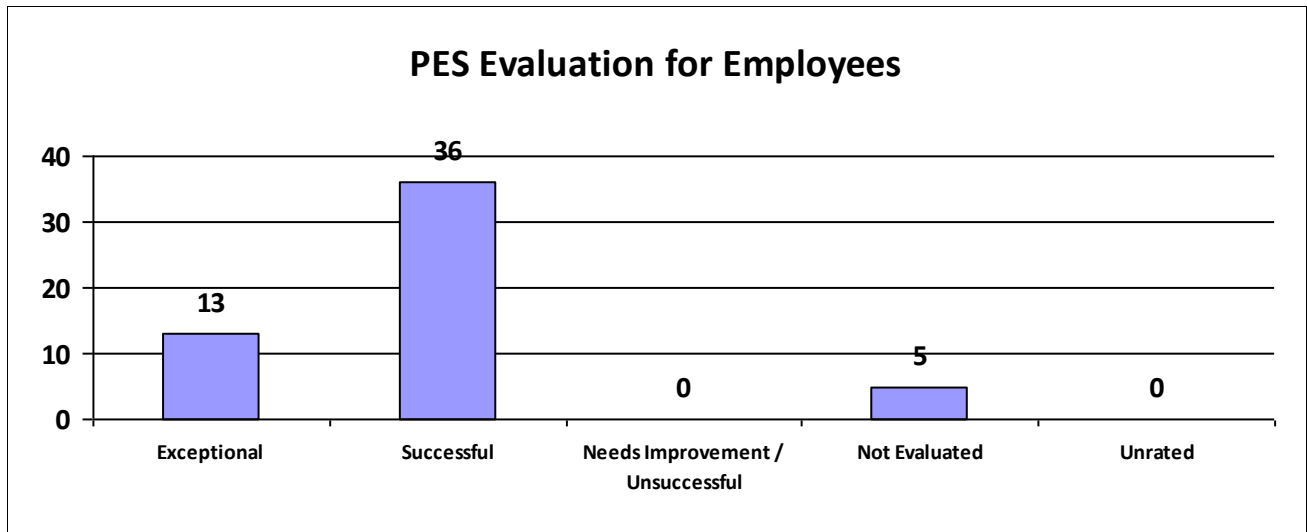
Performance Year 07/01/2023 - 06/30/2024	Total # of Employees	Total %
Number of employees that were rated	6	100%
Number of employees that were unrated	0	0%



Information contained within this report reflects unaudited data provided directly to the Louisiana Department of State Civil Service by each state agency. Inconsistencies found throughout the report may be attributed to personnel changes not properly reflected in the agency's human resources information system during the performance evaluation period.

**Agency: CS-Div of Administrative Law**

<b>Performance Year 07/01/2023 - 06/30/2024</b>	<b>Total # of Employees</b>	<b>Total %</b>
Number of employees that were rated	54	100%
Number of employees that were unrated	0	0%



Information contained within this report reflects unaudited data provided directly to the Louisiana Department of State Civil Service by each state agency. Inconsistencies found throughout the report may be attributed to personnel changes not properly reflected in the agency's human resources information system during the performance evaluation period.

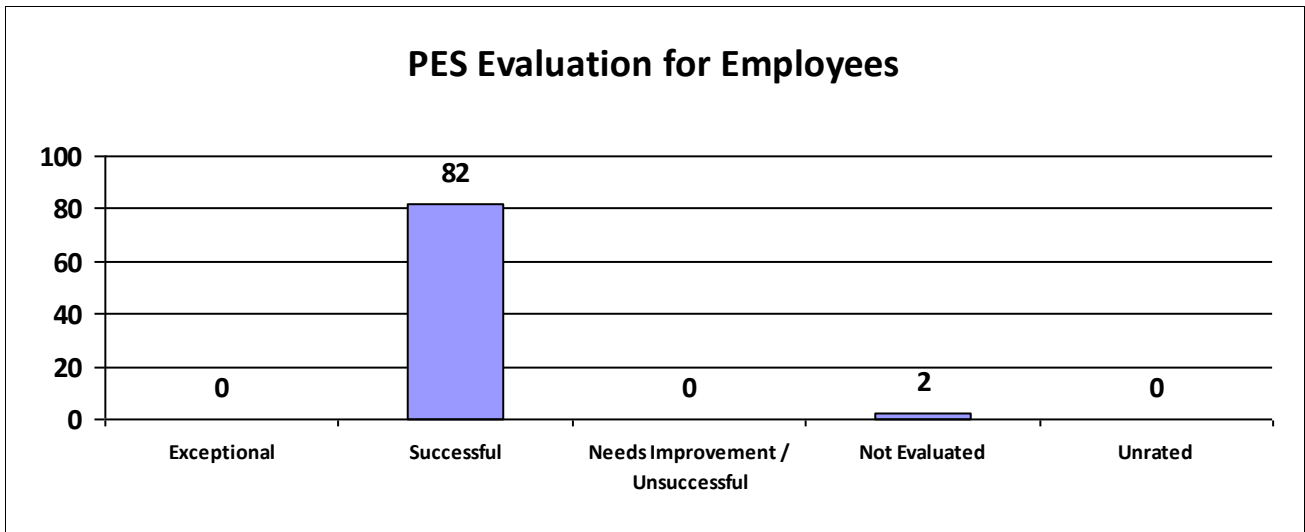




**State of Louisiana**  
**STATE CIVIL SERVICE**  
*PES Annual Report - Fiscal Year 2023-2024*

**Agency: DOA-Office Of St Procurement**

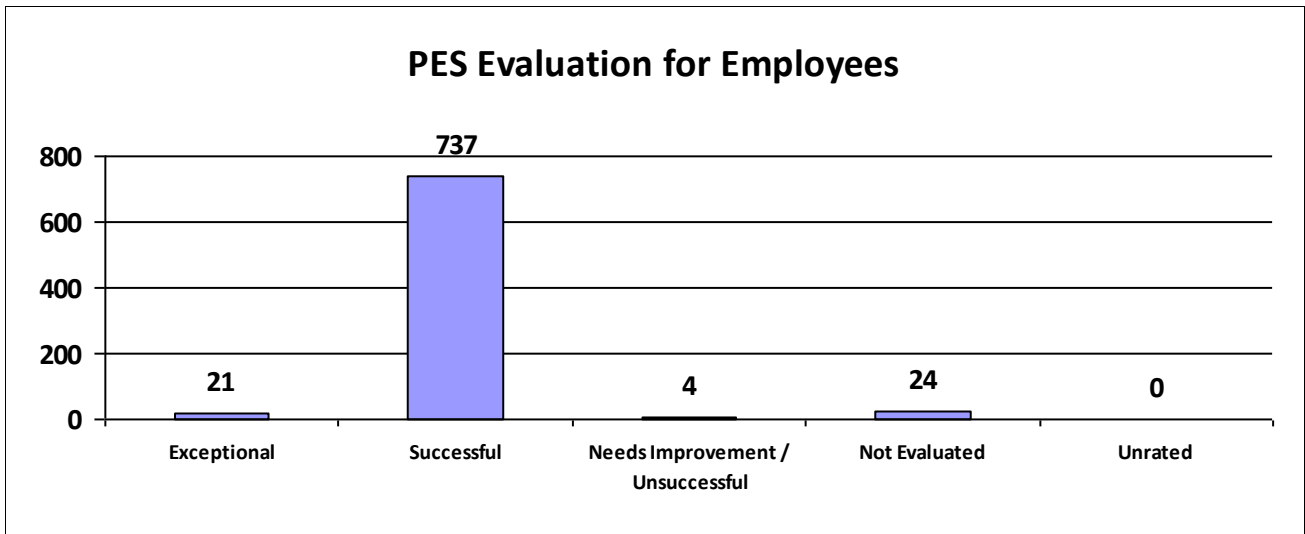
Performance Year 07/01/2023 - 06/30/2024	Total # of Employees	Total %
Number of employees that were rated	84	100%
Number of employees that were unrated	0	0%



Information contained within this report reflects unaudited data provided directly to the Louisiana Department of State Civil Service by each state agency. Inconsistencies found throughout the report may be attributed to personnel changes not properly reflected in the agency's human resources information system during the performance evaluation period.

**Agency: DOA-Office of Technology Svcs**

<b>Performance Year 07/01/2023 - 06/30/2024</b>	<b>Total # of Employees</b>	<b>Total %</b>
Number of employees that were rated	786	100%
Number of employees that were unrated	0	0%



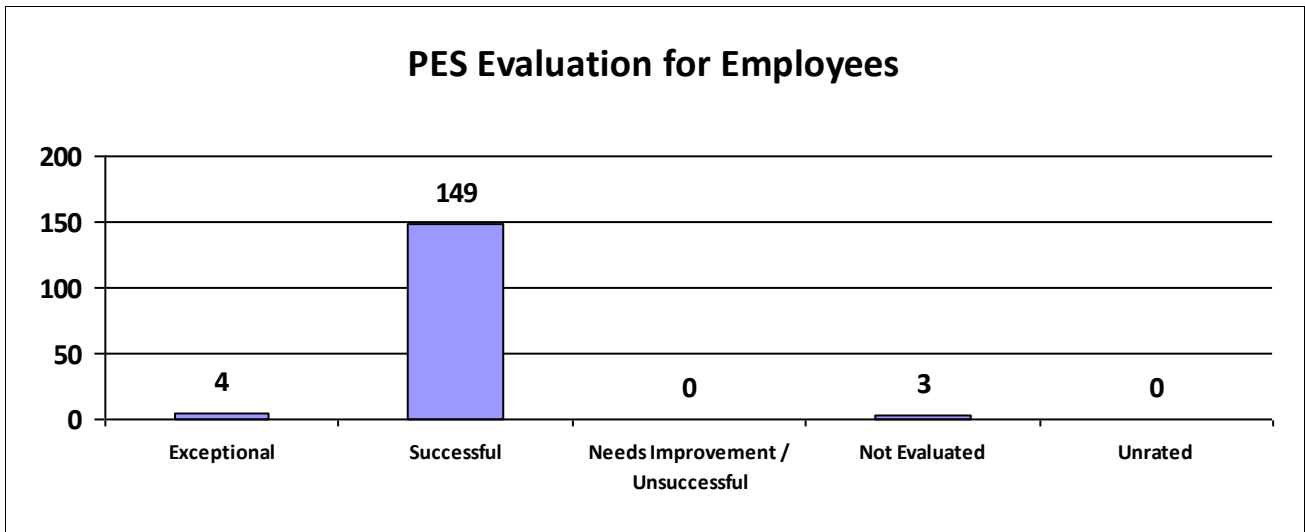
Information contained within this report reflects unaudited data provided directly to the Louisiana Department of State Civil Service by each state agency. Inconsistencies found throughout the report may be attributed to personnel changes not properly reflected in the agency's human resources information system during the performance evaluation period.



**State of Louisiana**  
**STATE CIVIL SERVICE**  
*PES Annual Report - Fiscal Year 2023-2024*

**Agency: GOV-Coast Prot & Restor Auth**

Performance Year 07/01/2023 - 06/30/2024	Total # of Employees	Total %
Number of employees that were rated	156	100%
Number of employees that were unrated	0	0%



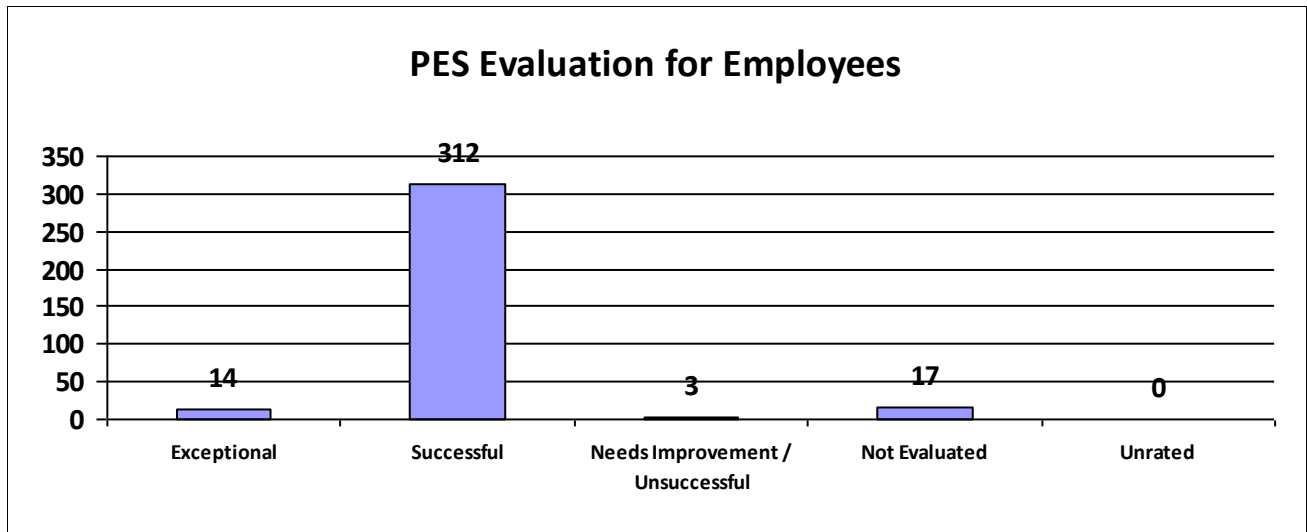
Information contained within this report reflects unaudited data provided directly to the Louisiana Department of State Civil Service by each state agency. Inconsistencies found throughout the report may be attributed to personnel changes not properly reflected in the agency's human resources information system during the performance evaluation period.



**State of Louisiana**  
**STATE CIVIL SERVICE**  
*PES Annual Report - Fiscal Year 2023-2024*

**Agency: Gov-Div of Administration**

Performance Year 07/01/2023 - 06/30/2024	Total # of Employees	Total %
Number of employees that were rated	346	100%
Number of employees that were unrated	0	0%



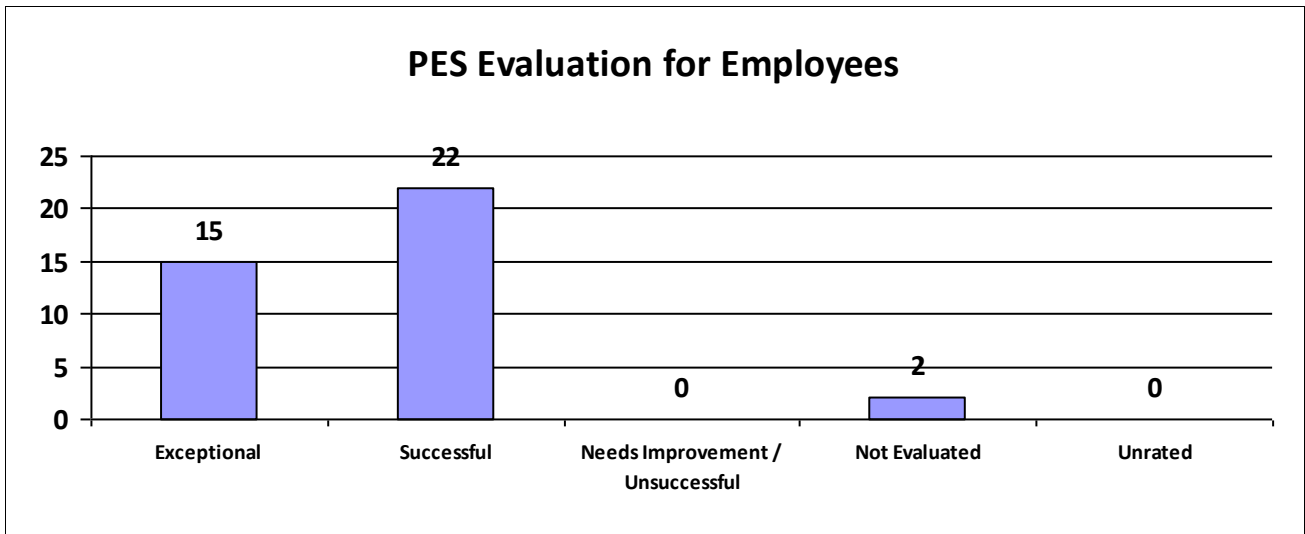
Information contained within this report reflects unaudited data provided directly to the Louisiana Department of State Civil Service by each state agency. Inconsistencies found throughout the report may be attributed to personnel changes not properly reflected in the agency's human resources information system during the performance evaluation period.



**State of Louisiana**  
**STATE CIVIL SERVICE**  
*PES Annual Report - Fiscal Year 2023-2024*

**Agency: Gov-La Comm Law Enforce Adm CJ**

Performance Year 07/01/2023 - 06/30/2024	Total # of Employees	Total %
Number of employees that were rated	39	100%
Number of employees that were unrated	0	0%



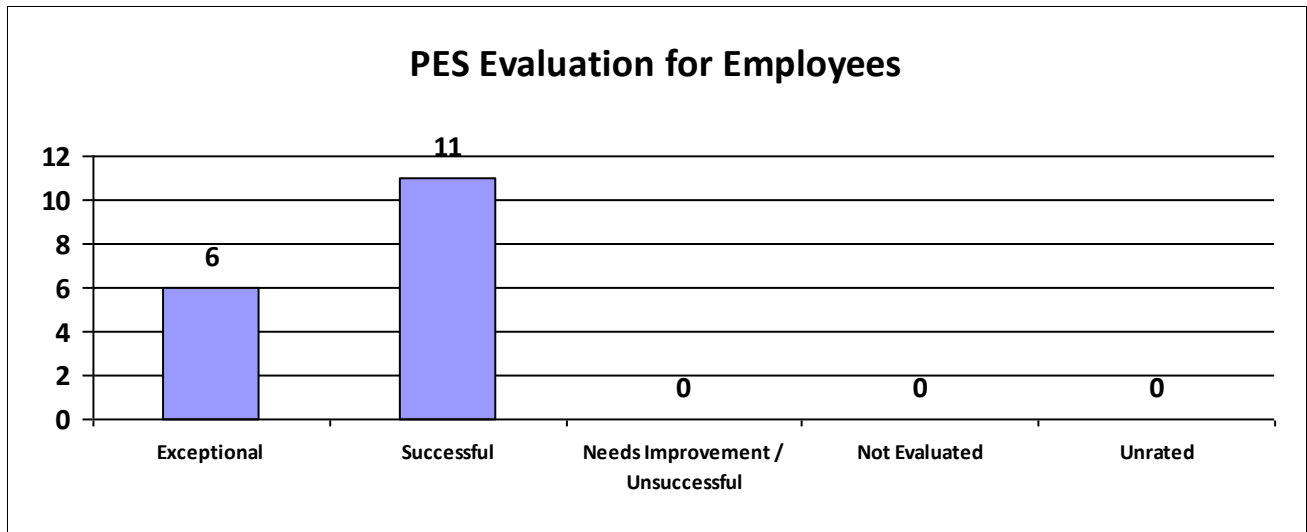
Information contained within this report reflects unaudited data provided directly to the Louisiana Department of State Civil Service by each state agency. Inconsistencies found throughout the report may be attributed to personnel changes not properly reflected in the agency's human resources information system during the performance evaluation period.



**State of Louisiana**  
**STATE CIVIL SERVICE**  
*PES Annual Report - Fiscal Year 2023-2024*

**Agency: GOV-La St Racing Commission**

Performance Year 07/01/2023 - 06/30/2024	Total # of Employees	Total %
Number of employees that were rated	17	100%
Number of employees that were unrated	0	0%



Information contained within this report reflects unaudited data provided directly to the Louisiana Department of State Civil Service by each state agency. Inconsistencies found throughout the report may be attributed to personnel changes not properly reflected in the agency's human resources information system during the performance evaluation period.



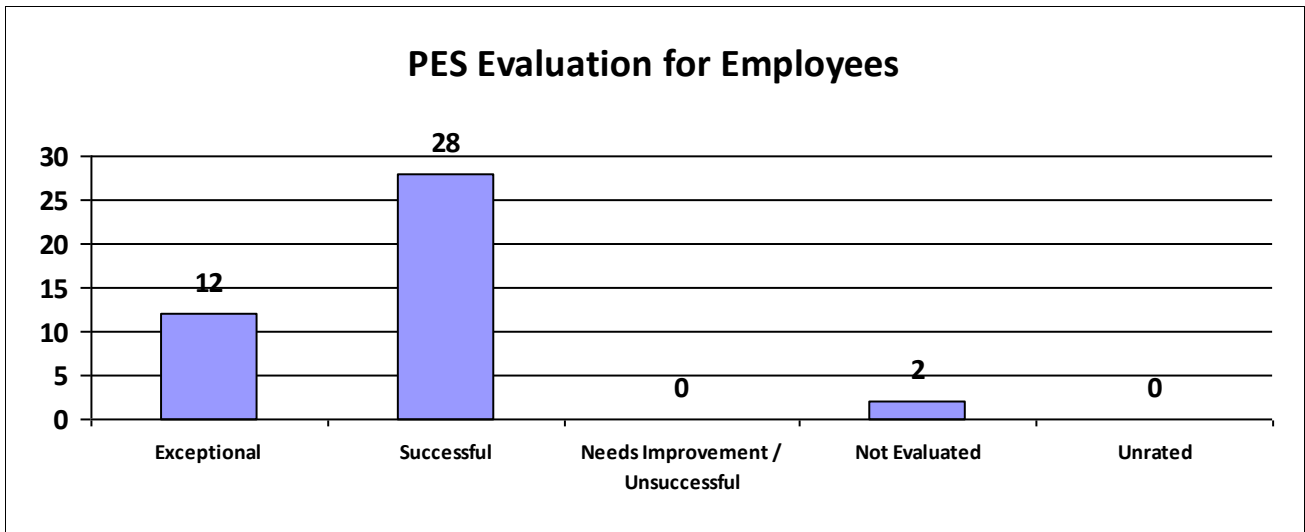
State of Louisiana

STATE CIVIL SERVICE

PES Annual Report - Fiscal Year 2023-2024

Agency: Gov-Mental Health Advocacy Ser

Performance Year 07/01/2023 - 06/30/2024	Total # of Employees	Total %
Number of employees that were rated	42	100%
Number of employees that were unrated	0	0%



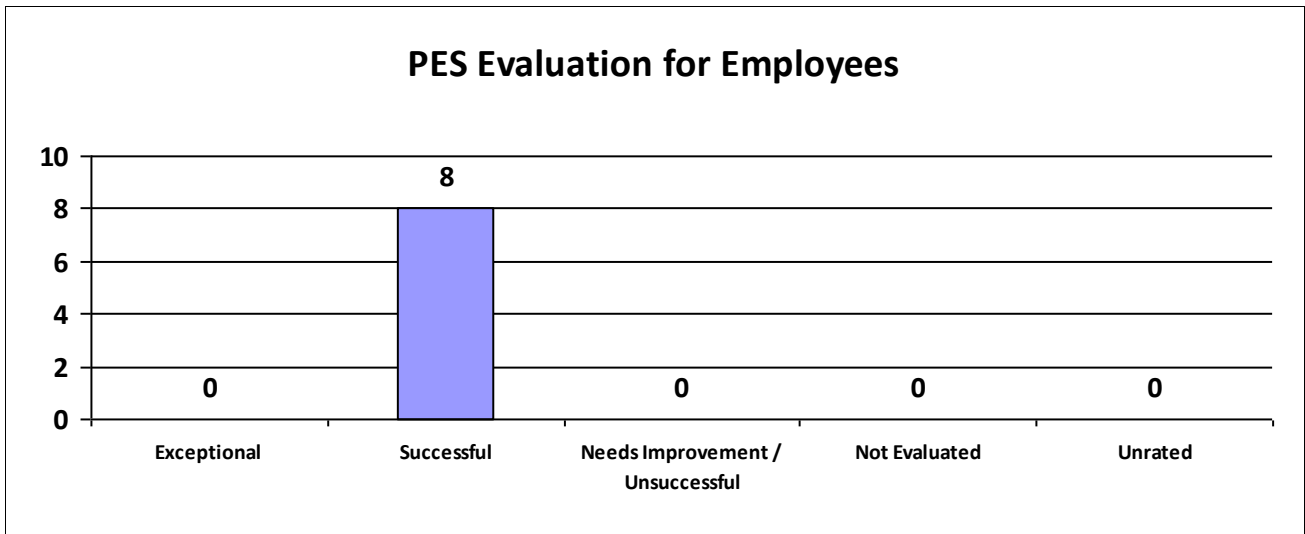
Information contained within this report reflects unaudited data provided directly to the Louisiana Department of State Civil Service by each state agency. Inconsistencies found throughout the report may be attributed to personnel changes not properly reflected in the agency's human resources information system during the performance evaluation period.



**State of Louisiana**  
**STATE CIVIL SERVICE**  
*PES Annual Report - Fiscal Year 2023-2024*

**Agency: Gov-Off. State Public Defender**

Performance Year 07/01/2023 - 06/30/2024	Total # of Employees	Total %
Number of employees that were rated	8	100%
Number of employees that were unrated	0	0%

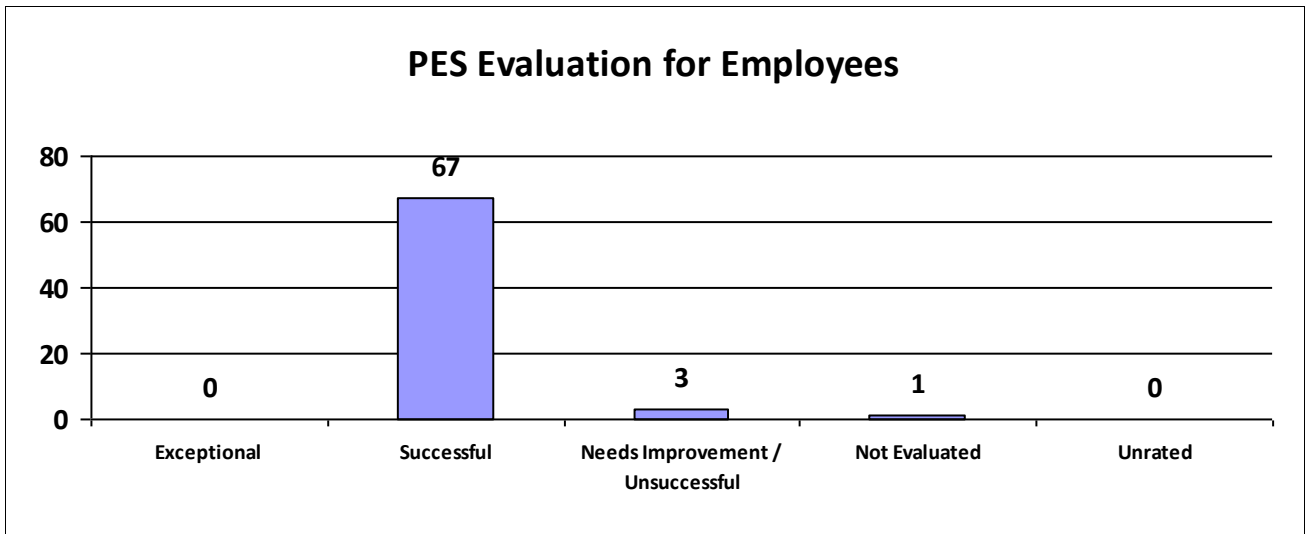


Information contained within this report reflects unaudited data provided directly to the Louisiana Department of State Civil Service by each state agency. Inconsistencies found throughout the report may be attributed to personnel changes not properly reflected in the agency's human resources information system during the performance evaluation period.



**Agency: Gov-Office of Elderly Affairs**

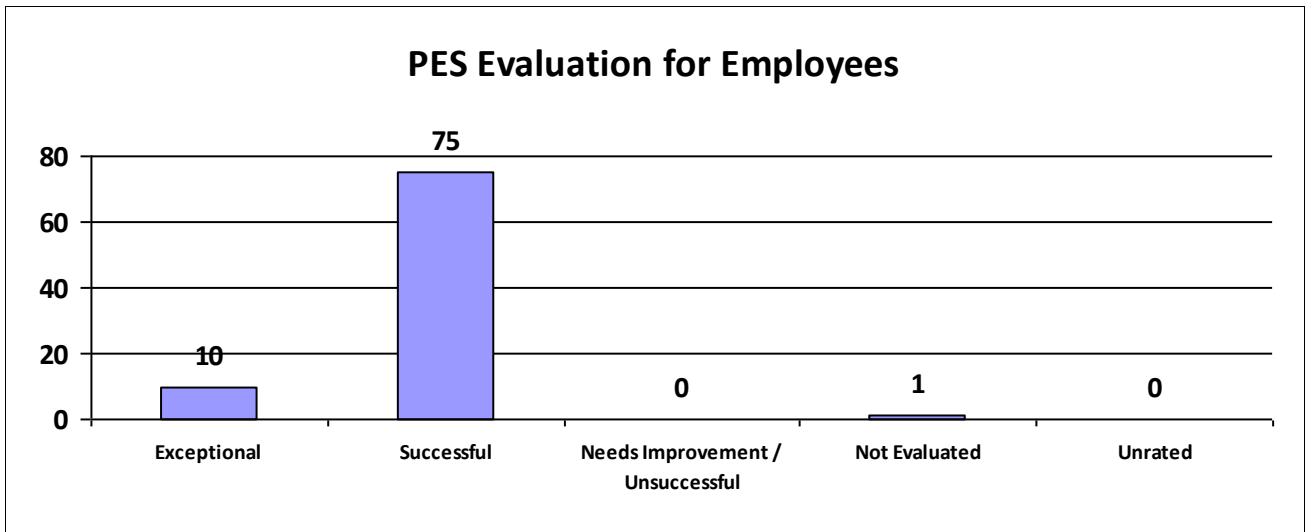
Performance Year 07/01/2023 - 06/30/2024	Total # of Employees	Total %
Number of employees that were rated	71	100%
Number of employees that were unrated	0	0%



Information contained within this report reflects unaudited data provided directly to the Louisiana Department of State Civil Service by each state agency. Inconsistencies found throughout the report may be attributed to personnel changes not properly reflected in the agency's human resources information system during the performance evaluation period.

**Agency: GOV-Office of Financial Instit**

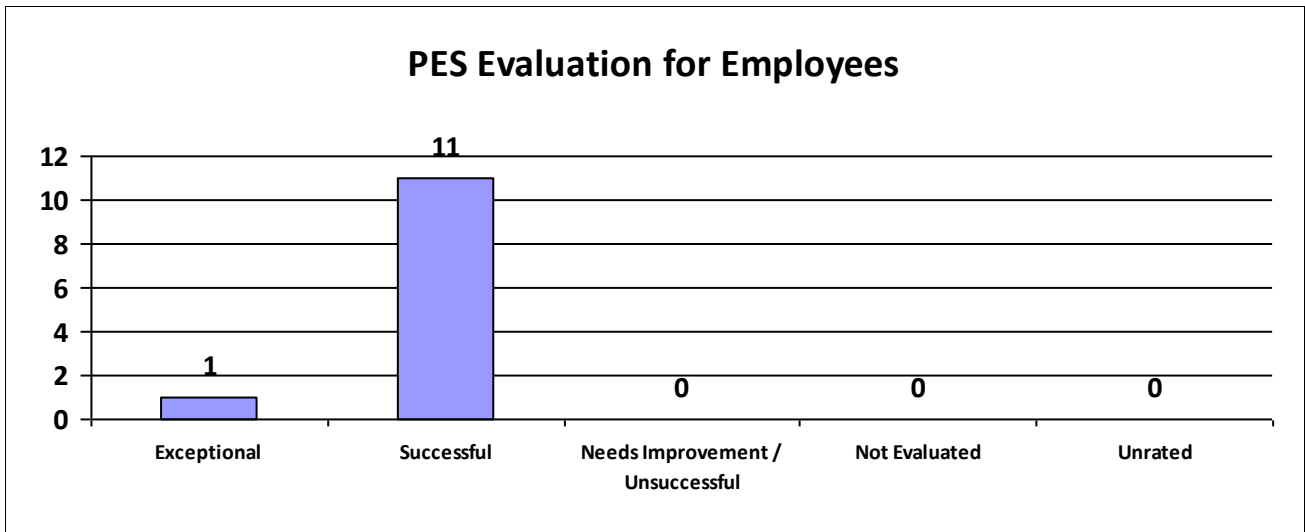
<b>Performance Year 07/01/2023 - 06/30/2024</b>	<b>Total # of Employees</b>	<b>Total %</b>
Number of employees that were rated	86	100%
Number of employees that were unrated	0	0%



Information contained within this report reflects unaudited data provided directly to the Louisiana Department of State Civil Service by each state agency. Inconsistencies found throughout the report may be attributed to personnel changes not properly reflected in the agency's human resources information system during the performance evaluation period.

**Agency: Gov-Office of Inspector Gen**

<b>Performance Year 07/01/2023 - 06/30/2024</b>	<b>Total # of Employees</b>	<b>Total %</b>
Number of employees that were rated	12	100%
Number of employees that were unrated	0	0%



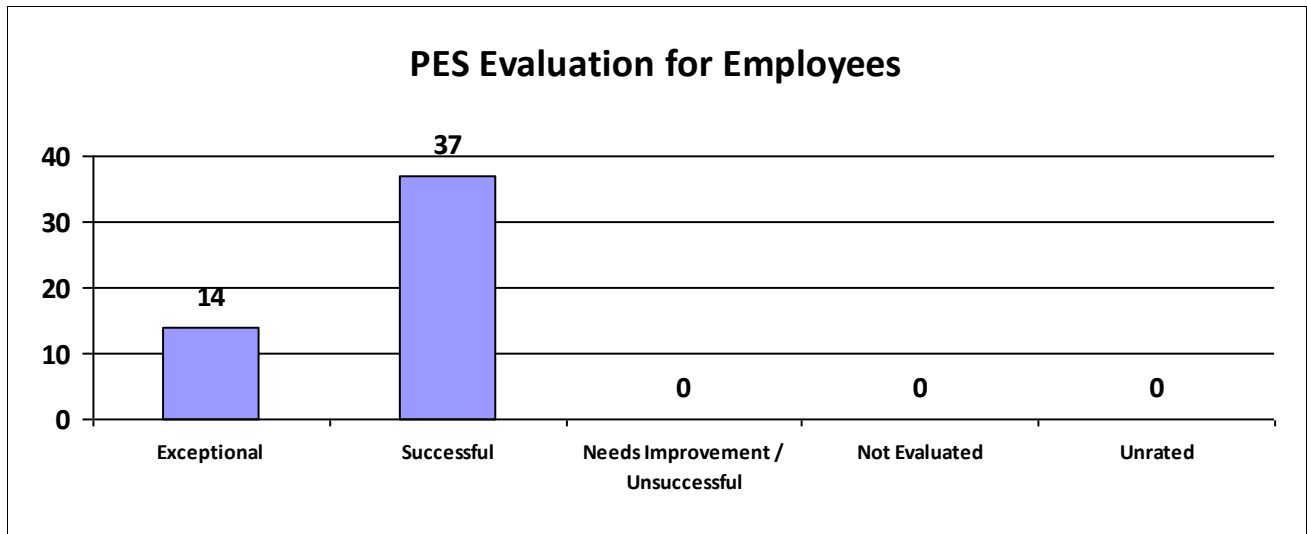
Information contained within this report reflects unaudited data provided directly to the Louisiana Department of State Civil Service by each state agency. Inconsistencies found throughout the report may be attributed to personnel changes not properly reflected in the agency's human resources information system during the performance evaluation period.



**State of Louisiana**  
**STATE CIVIL SERVICE**  
*PES Annual Report - Fiscal Year 2023-2024*

**Agency: La Patients Compensation Fund**

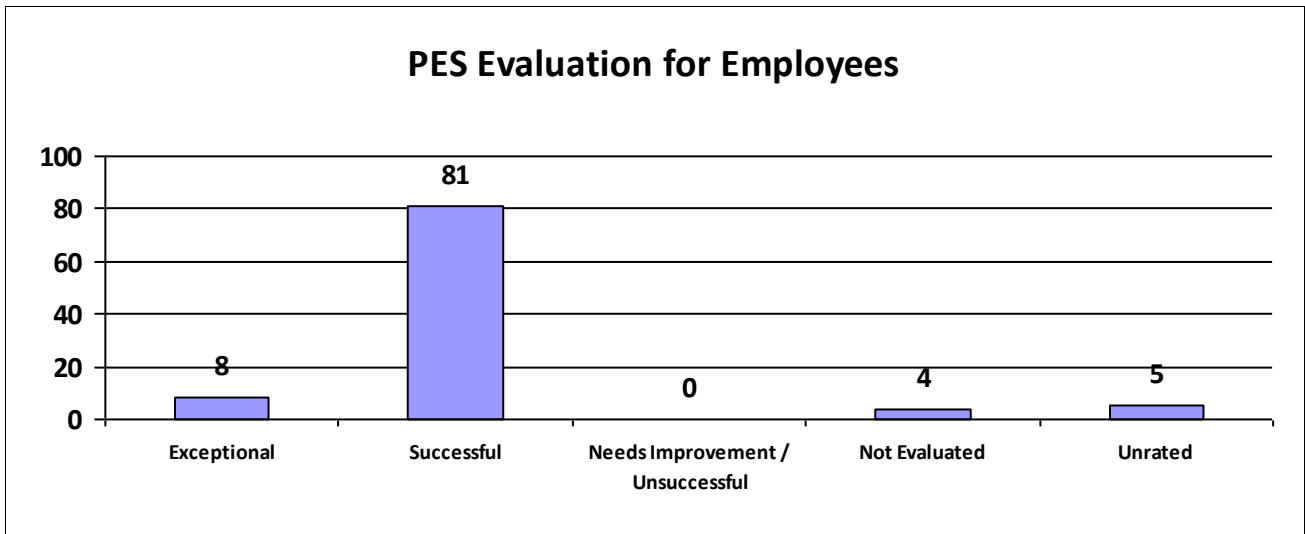
Performance Year 07/01/2023 - 06/30/2024	Total # of Employees	Total %
Number of employees that were rated	51	100%
Number of employees that were unrated	0	0%



Information contained within this report reflects unaudited data provided directly to the Louisiana Department of State Civil Service by each state agency. Inconsistencies found throughout the report may be attributed to personnel changes not properly reflected in the agency's human resources information system during the performance evaluation period.

**Agency: Louisiana Housing Corporation**

<b>Performance Year 07/01/2023 - 06/30/2024</b>	<b>Total # of Employees</b>	<b>Total %</b>
Number of employees that were rated	93	100%
Number of employees that were unrated	5	5%



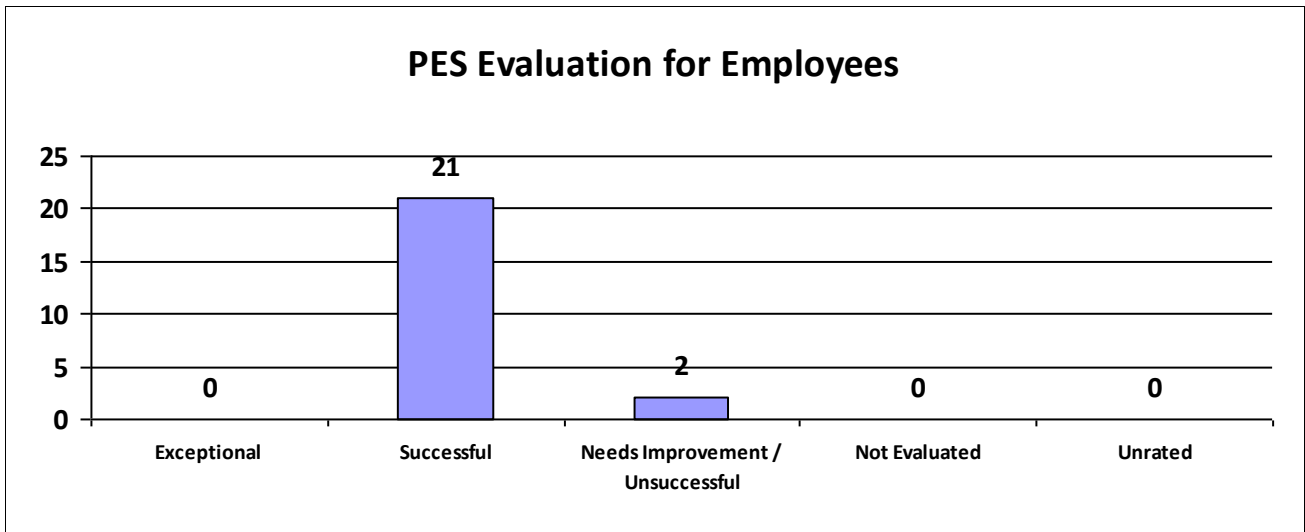
Information contained within this report reflects unaudited data provided directly to the Louisiana Department of State Civil Service by each state agency. Inconsistencies found throughout the report may be attributed to personnel changes not properly reflected in the agency's human resources information system during the performance evaluation period.



**State of Louisiana**  
**STATE CIVIL SERVICE**  
*PES Annual Report - Fiscal Year 2023-2024*

**Agency: Motor Vehicle Comm La /Gov**

Performance Year 07/01/2023 - 06/30/2024	Total # of Employees	Total %
Number of employees that were rated	23	100%
Number of employees that were unrated	0	0%



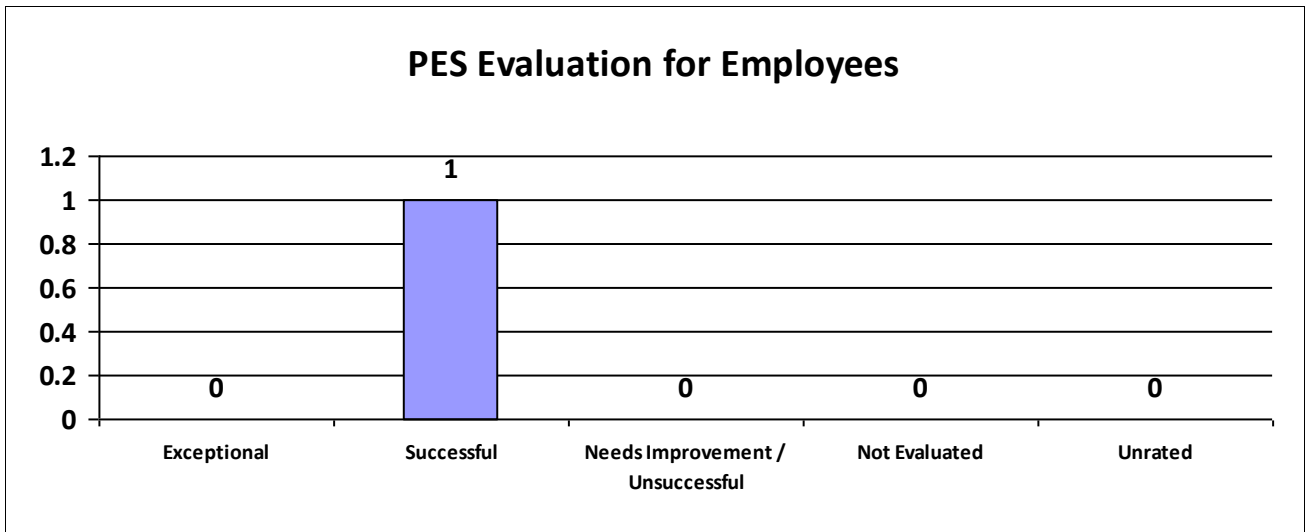
Information contained within this report reflects unaudited data provided directly to the Louisiana Department of State Civil Service by each state agency. Inconsistencies found throughout the report may be attributed to personnel changes not properly reflected in the agency's human resources information system during the performance evaluation period.



**State of Louisiana**  
**STATE CIVIL SERVICE**  
*PES Annual Report - Fiscal Year 2023-2024*

**Agency: Real Est Appr Bd Cert La /Gov**

Performance Year 07/01/2023 - 06/30/2024	Total # of Employees	Total %
Number of employees that were rated	1	100%
Number of employees that were unrated	0	0%



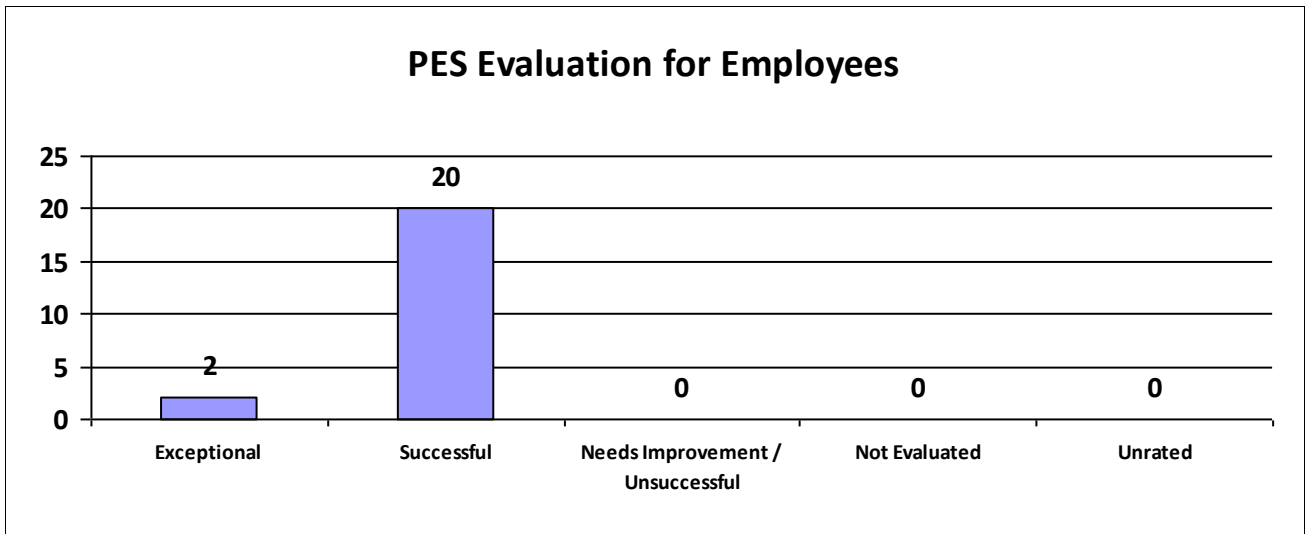
Information contained within this report reflects unaudited data provided directly to the Louisiana Department of State Civil Service by each state agency. Inconsistencies found throughout the report may be attributed to personnel changes not properly reflected in the agency's human resources information system during the performance evaluation period.



**State of Louisiana**  
**STATE CIVIL SERVICE**  
*PES Annual Report - Fiscal Year 2023-2024*

**Agency: Real Estate Comm La /Gov**

Performance Year 07/01/2023 - 06/30/2024	Total # of Employees	Total %
Number of employees that were rated	22	100%
Number of employees that were unrated	0	0%



Information contained within this report reflects unaudited data provided directly to the Louisiana Department of State Civil Service by each state agency. Inconsistencies found throughout the report may be attributed to personnel changes not properly reflected in the agency's human resources information system during the performance evaluation period.

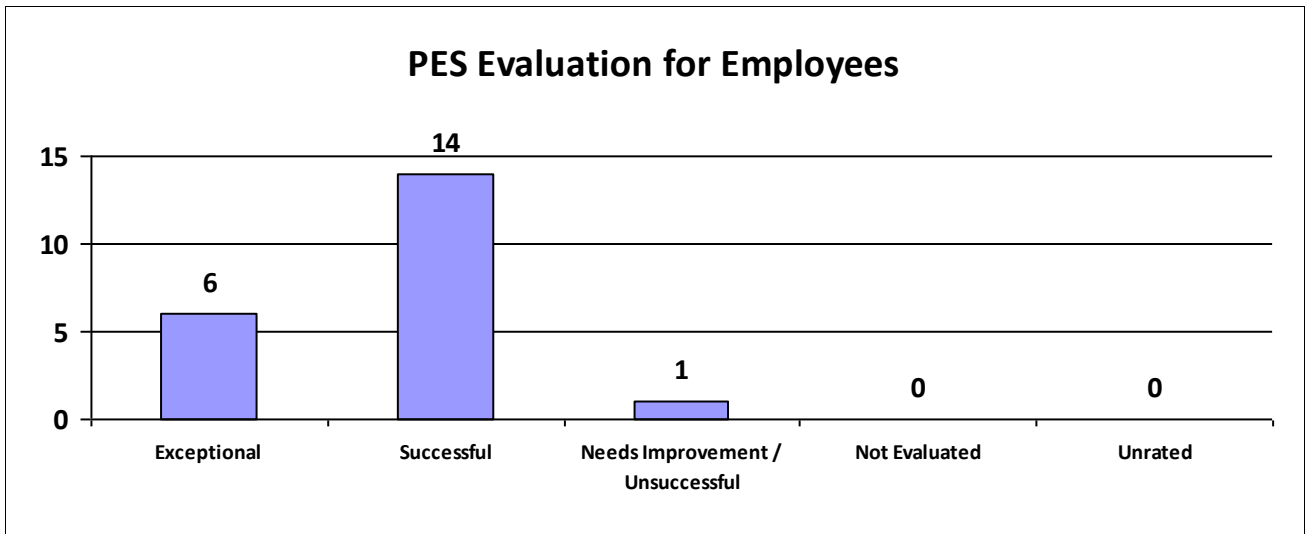




**State of Louisiana**  
**STATE CIVIL SERVICE**  
*PES Annual Report - Fiscal Year 2023-2024*

**Agency: State Board of Cosmetology**

Performance Year 07/01/2023 - 06/30/2024	Total # of Employees	Total %
Number of employees that were rated	21	100%
Number of employees that were unrated	0	0%



Information contained within this report reflects unaudited data provided directly to the Louisiana Department of State Civil Service by each state agency. Inconsistencies found throughout the report may be attributed to personnel changes not properly reflected in the agency's human resources information system during the performance evaluation period.



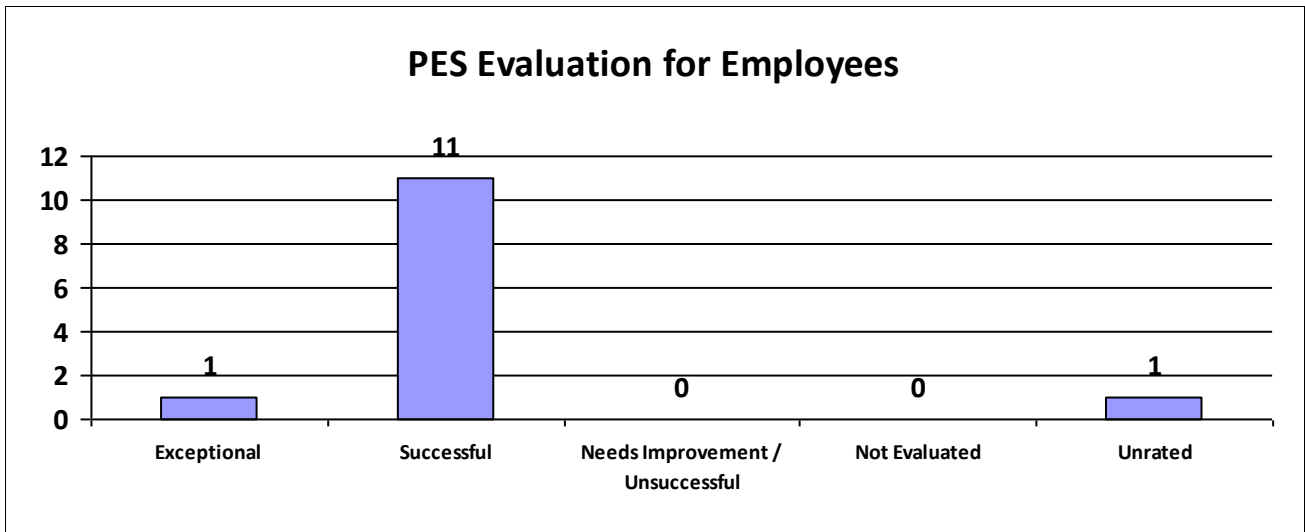
State of Louisiana

STATE CIVIL SERVICE

PES Annual Report - Fiscal Year 2023-2024

Agency: Used Mtr Veh&Parts Comm /Gov

Performance Year 07/01/2023 - 06/30/2024	Total # of Employees	Total %
Number of employees that were rated	12	100%
Number of employees that were unrated	1	8%



Information contained within this report reflects unaudited data provided directly to the Louisiana Department of State Civil Service by each state agency. Inconsistencies found throughout the report may be attributed to personnel changes not properly reflected in the agency's human resources information system during the performance evaluation period.



**State of Louisiana**  
**STATE CIVIL SERVICE**  
*PES Annual Report - Fiscal Year 2023-2024*

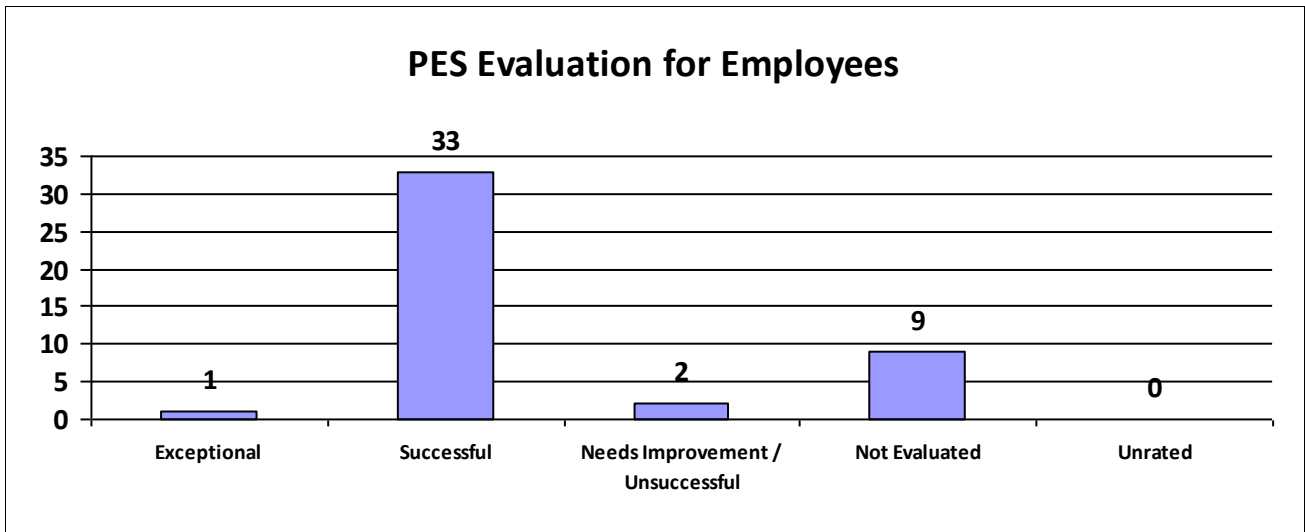
**Major Department: HIGHER EDUCATION**

<b>Performance Year 07/01/2023 - 06/30/2024</b>	<b>Total # of Employees</b>	<b>Total %</b>
Number of employees that were rated	3,696	100%
Number of employees that were unrated	87	2.35%
Number of employees that were rated Exceptional	633	17%
Number of employees that were rated Successful	2,888	78.14%
Number of employees that were rated Needs Improvement / Unsuccessful	67	2%
Number of employees that were rated Not Evaluated	108	2.92%
Number of employees that were rated Unrated	87	2%

Information contained within this report reflects unaudited data provided directly to the Louisiana Department of State Civil Service by each state agency. Inconsistencies found throughout the report may be attributed to personnel changes not properly reflected in the agency's human resources information system during the performance evaluation period.

**Agency: Baton Rouge Community College**

<b>Performance Year 07/01/2023 - 06/30/2024</b>	<b>Total # of Employees</b>	<b>Total %</b>
Number of employees that were rated	45	100%
Number of employees that were unrated	0	0%



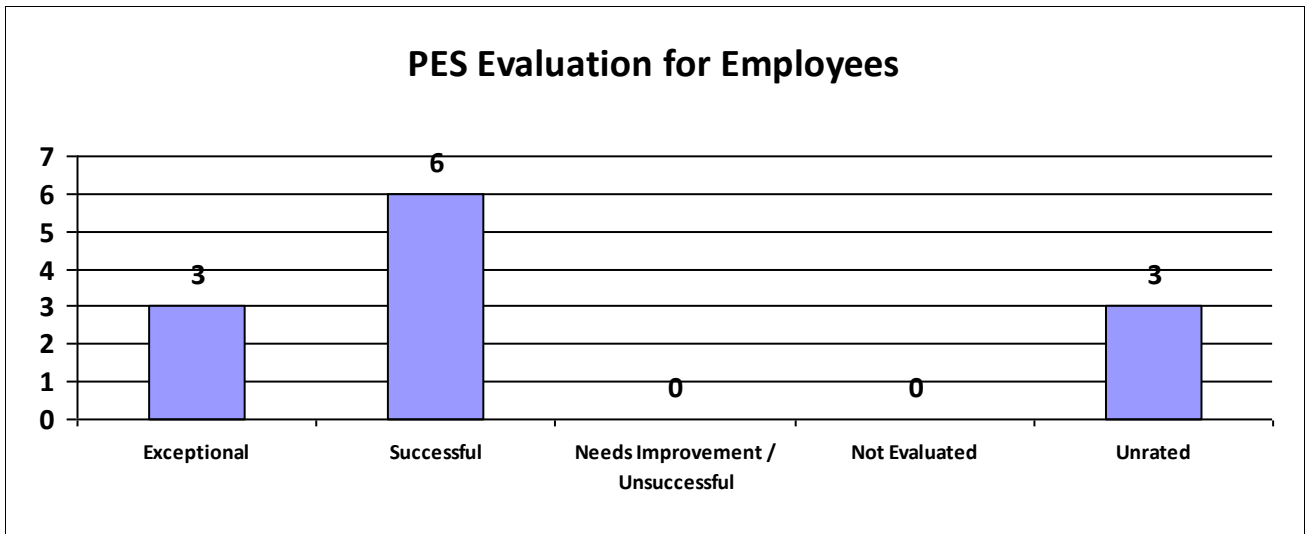
Information contained within this report reflects unaudited data provided directly to the Louisiana Department of State Civil Service by each state agency. Inconsistencies found throughout the report may be attributed to personnel changes not properly reflected in the agency's human resources information system during the performance evaluation period.



**State of Louisiana**  
**STATE CIVIL SERVICE**  
*PES Annual Report - Fiscal Year 2023-2024*

**Agency: Bossier Community College**

Performance Year 07/01/2023 - 06/30/2024	Total # of Employees	Total %
Number of employees that were rated	9	100%
Number of employees that were unrated	3	33%



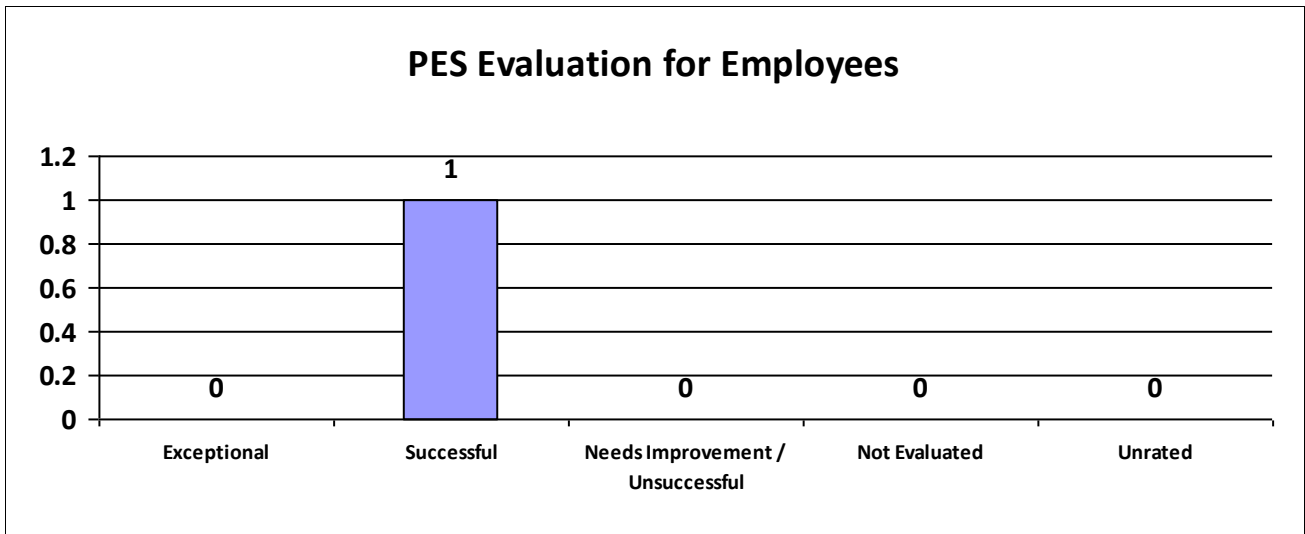
Information contained within this report reflects unaudited data provided directly to the Louisiana Department of State Civil Service by each state agency. Inconsistencies found throughout the report may be attributed to personnel changes not properly reflected in the agency's human resources information system during the performance evaluation period.



**State of Louisiana**  
**STATE CIVIL SERVICE**  
*PES Annual Report - Fiscal Year 2023-2024*

**Agency: Central LA Tech Comm College**

Performance Year 07/01/2023 - 06/30/2024	Total # of Employees	Total %
Number of employees that were rated	1	100%
Number of employees that were unrated	0	0%



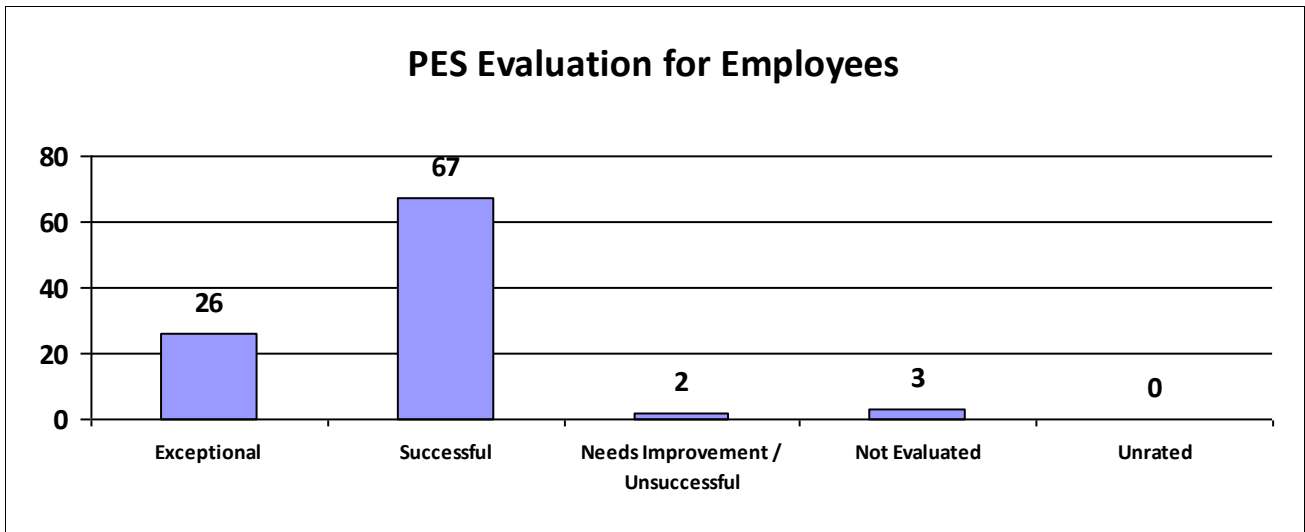
Information contained within this report reflects unaudited data provided directly to the Louisiana Department of State Civil Service by each state agency. Inconsistencies found throughout the report may be attributed to personnel changes not properly reflected in the agency's human resources information system during the performance evaluation period.



**State of Louisiana**  
**STATE CIVIL SERVICE**  
*PES Annual Report - Fiscal Year 2023-2024*

**Agency: Delgado Community College**

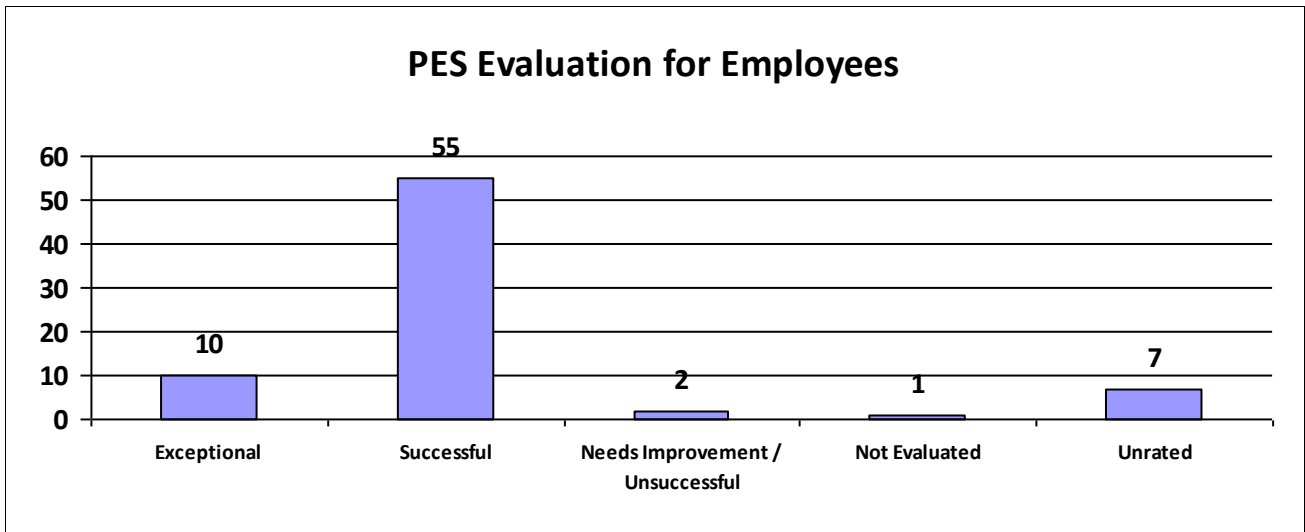
Performance Year 07/01/2023 - 06/30/2024	Total # of Employees	Total %
Number of employees that were rated	98	100%
Number of employees that were unrated	0	0%



Information contained within this report reflects unaudited data provided directly to the Louisiana Department of State Civil Service by each state agency. Inconsistencies found throughout the report may be attributed to personnel changes not properly reflected in the agency's human resources information system during the performance evaluation period.

**Agency: Grambling State University**

<b>Performance Year 07/01/2023 - 06/30/2024</b>	<b>Total # of Employees</b>	<b>Total %</b>
Number of employees that were rated	68	100%
Number of employees that were unrated	7	10%



Information contained within this report reflects unaudited data provided directly to the Louisiana Department of State Civil Service by each state agency. Inconsistencies found throughout the report may be attributed to personnel changes not properly reflected in the agency's human resources information system during the performance evaluation period.

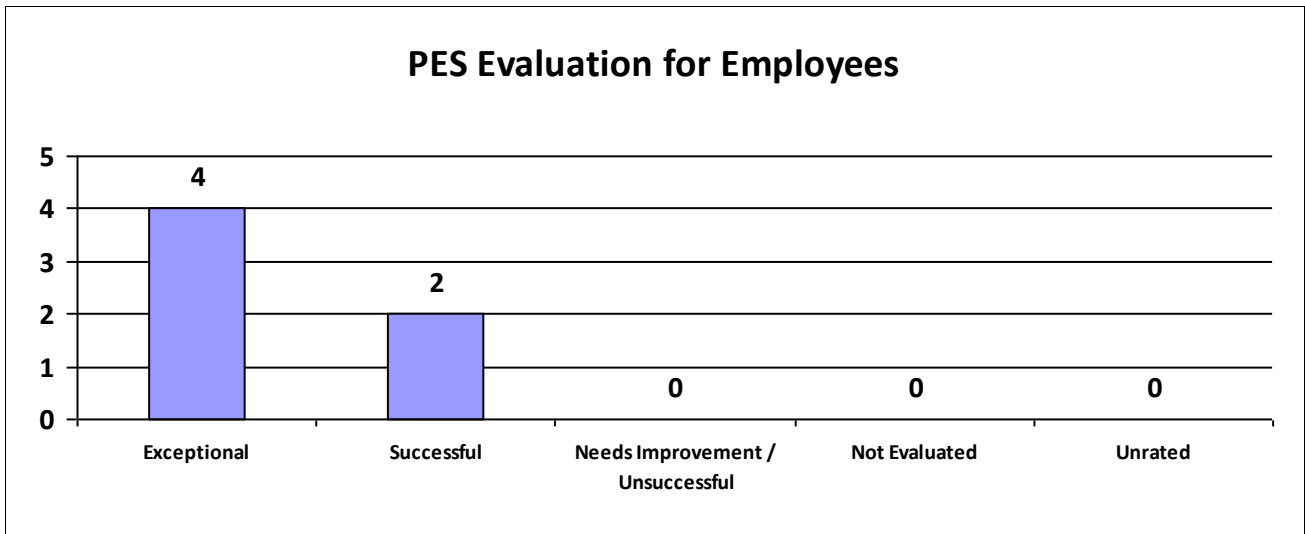




**State of Louisiana**  
**STATE CIVIL SERVICE**  
*PES Annual Report - Fiscal Year 2023-2024*

**Agency: HED-Board of Regents**

Performance Year 07/01/2023 - 06/30/2024	Total # of Employees	Total %
Number of employees that were rated	6	100%
Number of employees that were unrated	0	0%



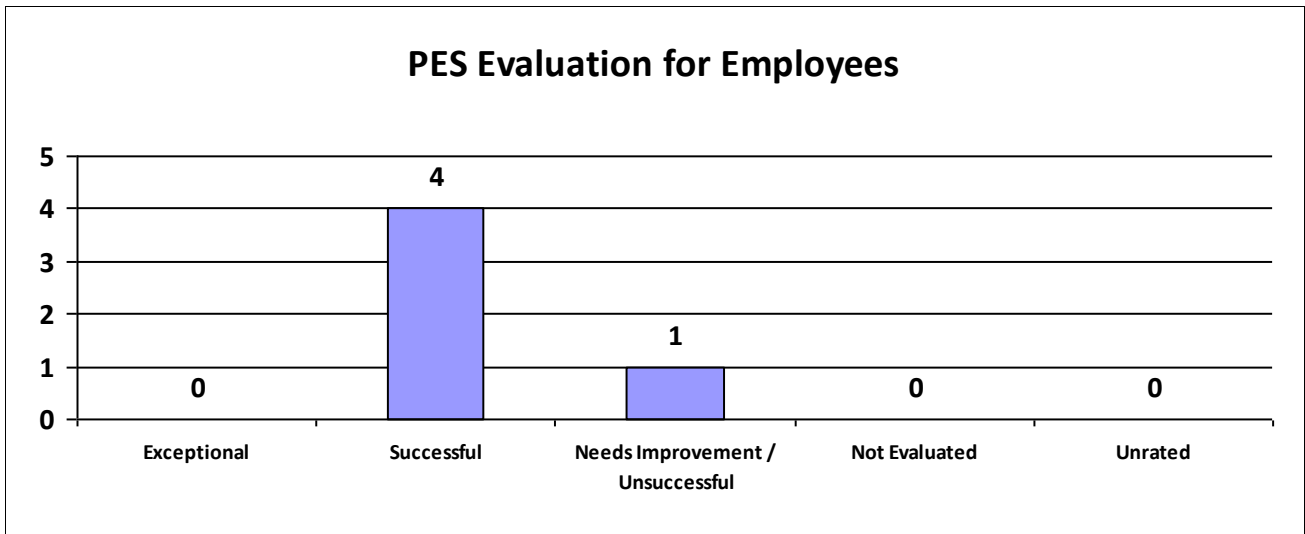
Information contained within this report reflects unaudited data provided directly to the Louisiana Department of State Civil Service by each state agency. Inconsistencies found throughout the report may be attributed to personnel changes not properly reflected in the agency's human resources information system during the performance evaluation period.



**State of Louisiana**  
**STATE CIVIL SERVICE**  
*PES Annual Report - Fiscal Year 2023-2024*

**Agency: L.E.Fletcher Tech Comm College**

Performance Year 07/01/2023 - 06/30/2024	Total # of Employees	Total %
Number of employees that were rated	5	100%
Number of employees that were unrated	0	0%



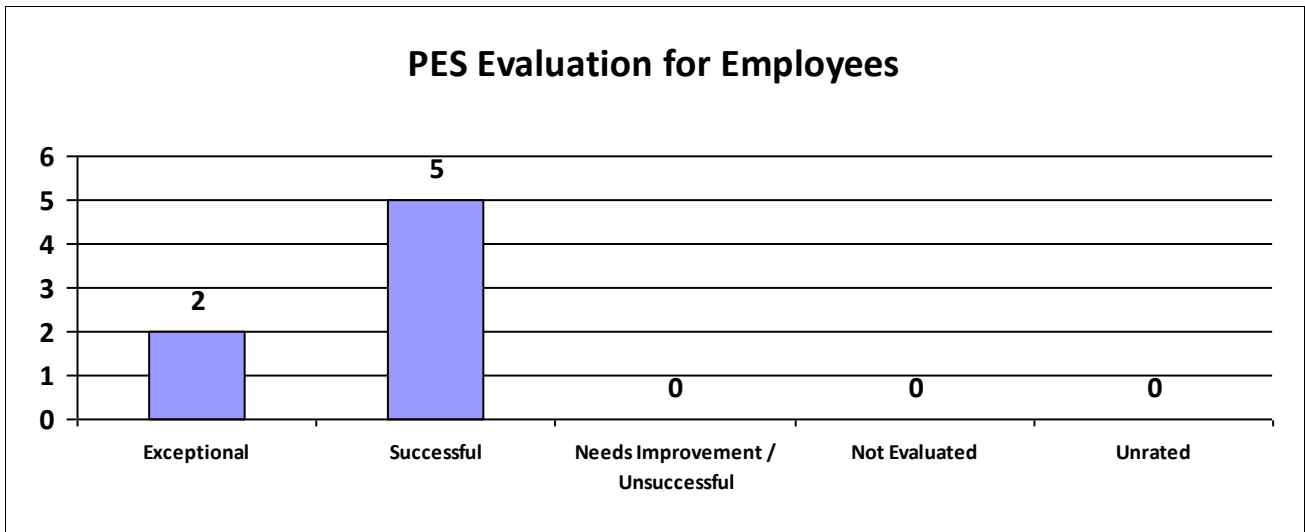
Information contained within this report reflects unaudited data provided directly to the Louisiana Department of State Civil Service by each state agency. Inconsistencies found throughout the report may be attributed to personnel changes not properly reflected in the agency's human resources information system during the performance evaluation period.



**State of Louisiana**  
**STATE CIVIL SERVICE**  
*PES Annual Report - Fiscal Year 2023-2024*

**Agency: La Delta Community College-NP**

Performance Year 07/01/2023 - 06/30/2024	Total # of Employees	Total %
Number of employees that were rated	7	100%
Number of employees that were unrated	0	0%



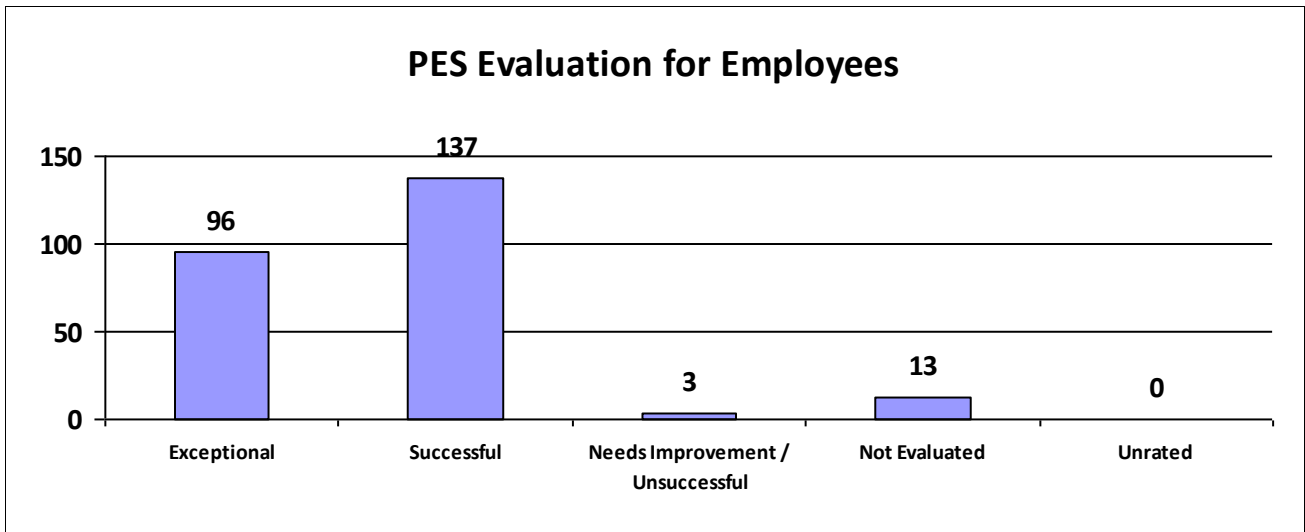
Information contained within this report reflects unaudited data provided directly to the Louisiana Department of State Civil Service by each state agency. Inconsistencies found throughout the report may be attributed to personnel changes not properly reflected in the agency's human resources information system during the performance evaluation period.



**State of Louisiana**  
**STATE CIVIL SERVICE**  
*PES Annual Report - Fiscal Year 2023-2024*

**Agency: La Tech University**

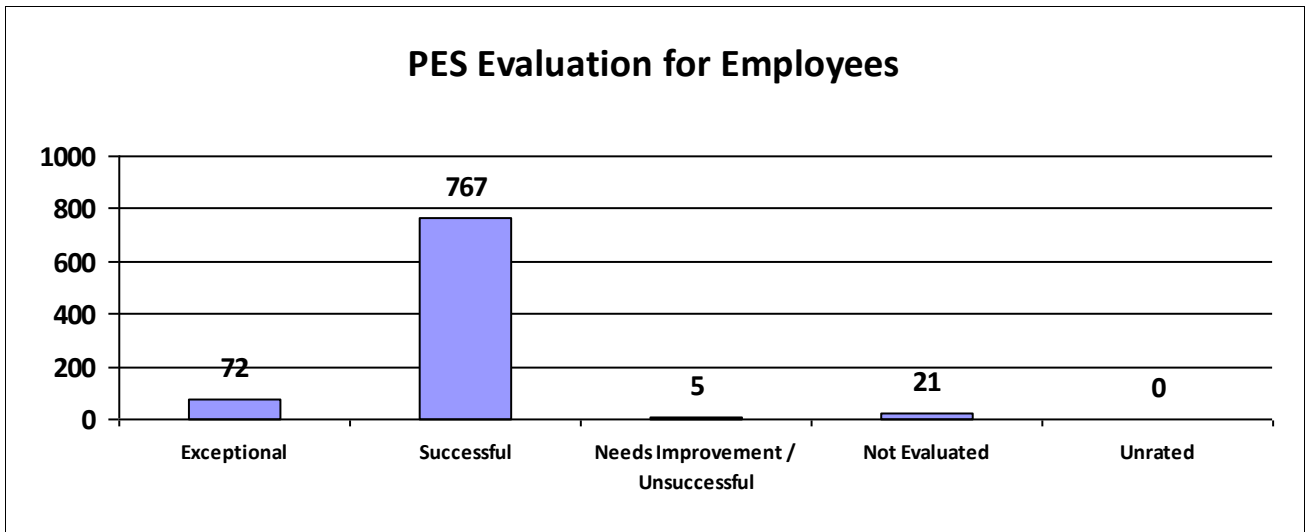
Performance Year 07/01/2023 - 06/30/2024	Total # of Employees	Total %
Number of employees that were rated	249	100%
Number of employees that were unrated	0	0%



Information contained within this report reflects unaudited data provided directly to the Louisiana Department of State Civil Service by each state agency. Inconsistencies found throughout the report may be attributed to personnel changes not properly reflected in the agency's human resources information system during the performance evaluation period.

**Agency: LSU A & M College**

<b>Performance Year 07/01/2023 - 06/30/2024</b>	<b>Total # of Employees</b>	<b>Total %</b>
Number of employees that were rated	865	100%
Number of employees that were unrated	0	0%



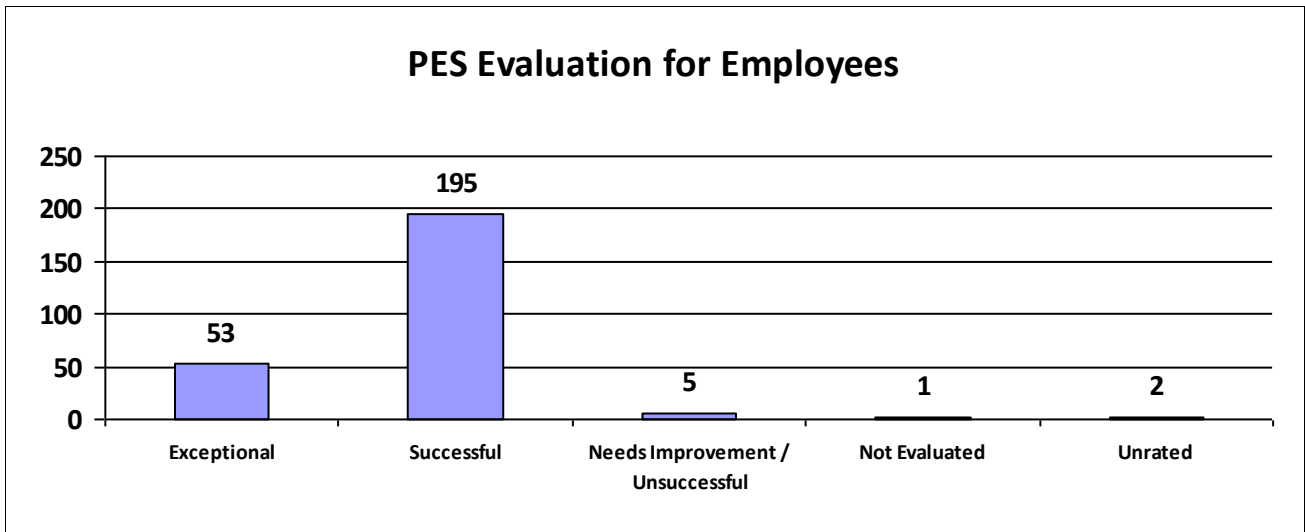
Information contained within this report reflects unaudited data provided directly to the Louisiana Department of State Civil Service by each state agency. Inconsistencies found throughout the report may be attributed to personnel changes not properly reflected in the agency's human resources information system during the performance evaluation period.



State of Louisiana  
**STATE CIVIL SERVICE**  
*PES Annual Report - Fiscal Year 2023-2024*

**Agency: LSU-Agriculture Center**

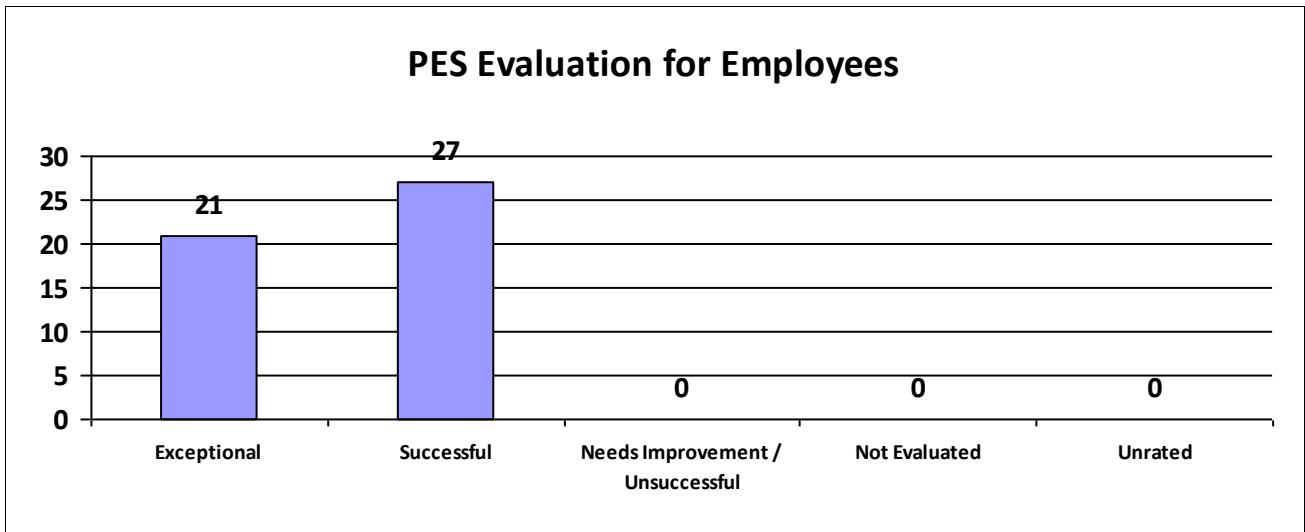
Performance Year 07/01/2023 - 06/30/2024	Total # of Employees	Total %
Number of employees that were rated	254	100%
Number of employees that were unrated	2	1%



Information contained within this report reflects unaudited data provided directly to the Louisiana Department of State Civil Service by each state agency. Inconsistencies found throughout the report may be attributed to personnel changes not properly reflected in the agency's human resources information system during the performance evaluation period.

**Agency: LSU-Alexandria**

<b>Performance Year 07/01/2023 - 06/30/2024</b>	<b>Total # of Employees</b>	<b>Total %</b>
Number of employees that were rated	48	100%
Number of employees that were unrated	0	0%



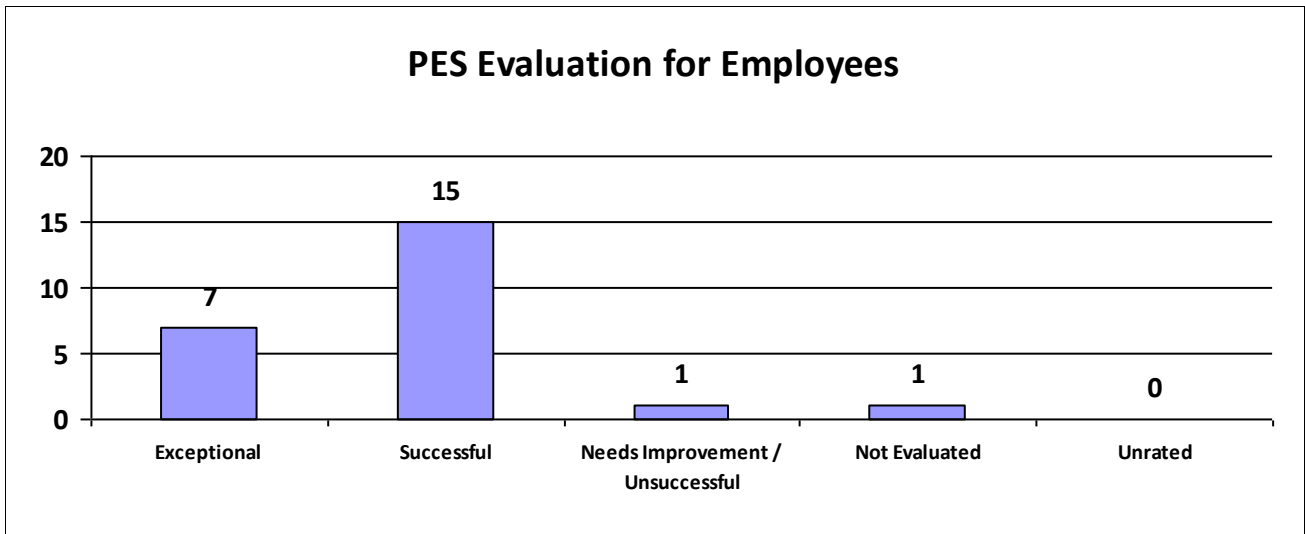
Information contained within this report reflects unaudited data provided directly to the Louisiana Department of State Civil Service by each state agency. Inconsistencies found throughout the report may be attributed to personnel changes not properly reflected in the agency's human resources information system during the performance evaluation period.



**State of Louisiana**  
**STATE CIVIL SERVICE**  
*PES Annual Report - Fiscal Year 2023-2024*

**Agency: LSU-Eunice**

Performance Year 07/01/2023 - 06/30/2024	Total # of Employees	Total %
Number of employees that were rated	24	100%
Number of employees that were unrated	0	0%



Information contained within this report reflects unaudited data provided directly to the Louisiana Department of State Civil Service by each state agency. Inconsistencies found throughout the report may be attributed to personnel changes not properly reflected in the agency's human resources information system during the performance evaluation period.

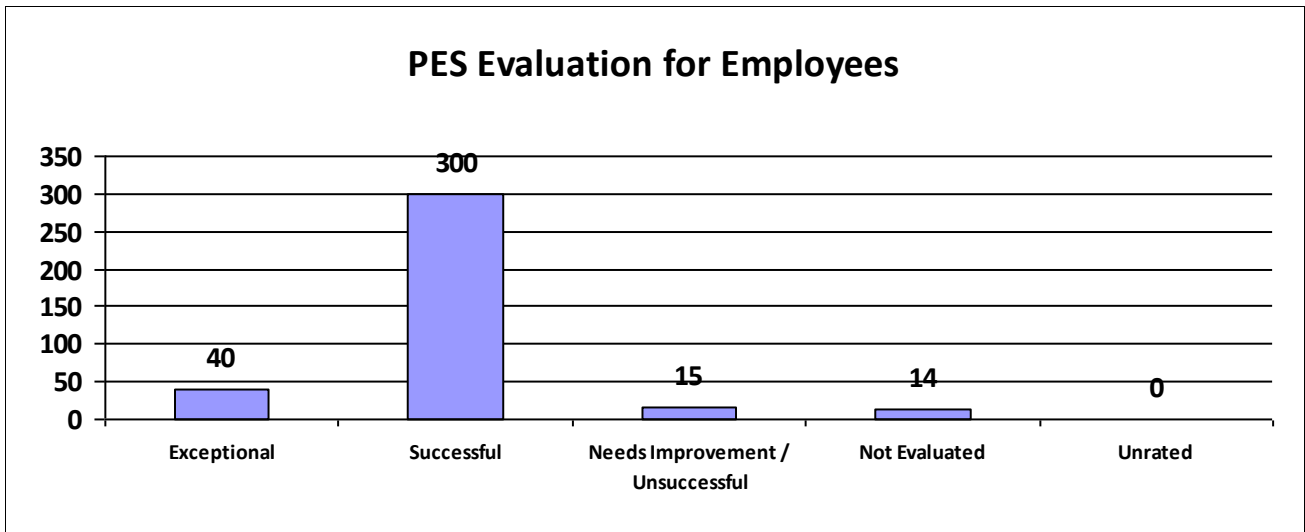




State of Louisiana  
**STATE CIVIL SERVICE**  
*PES Annual Report - Fiscal Year 2023-2024*

**Agency: LSU-Health Sciences Center NO**

Performance Year 07/01/2023 - 06/30/2024	Total # of Employees	Total %
Number of employees that were rated	369	100%
Number of employees that were unrated	0	0%



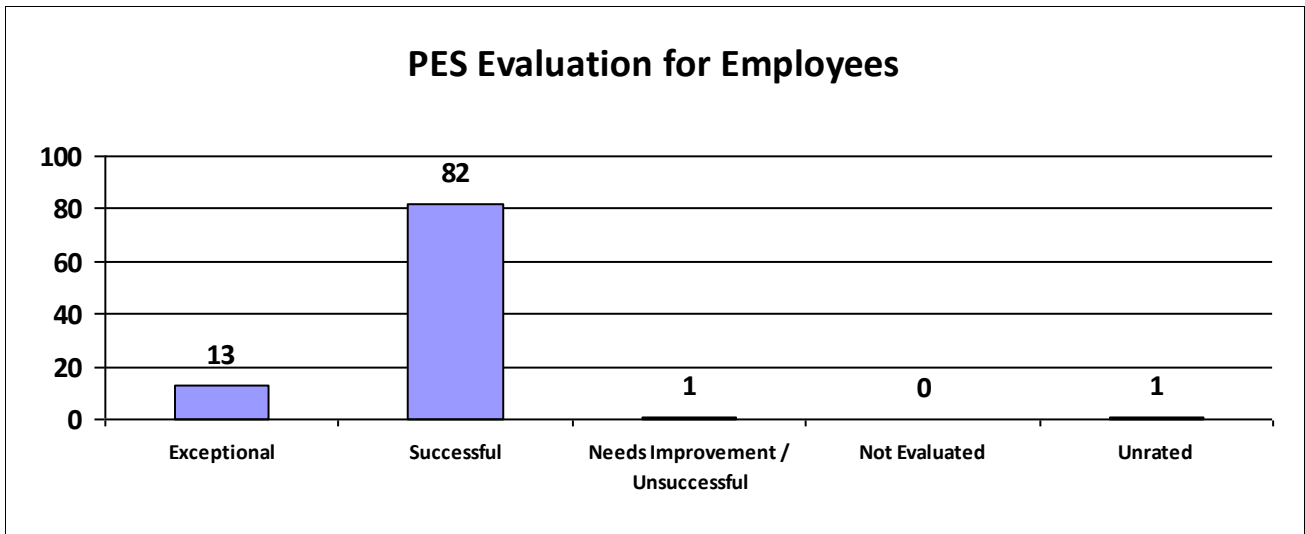
Information contained within this report reflects unaudited data provided directly to the Louisiana Department of State Civil Service by each state agency. Inconsistencies found throughout the report may be attributed to personnel changes not properly reflected in the agency's human resources information system during the performance evaluation period.



**State of Louisiana**  
**STATE CIVIL SERVICE**  
*PES Annual Report - Fiscal Year 2023-2024*

**Agency: LSU-Health Sciences Ctr Shreve**

Performance Year 07/01/2023 - 06/30/2024	Total # of Employees	Total %
Number of employees that were rated	96	100%
Number of employees that were unrated	1	1%



Information contained within this report reflects unaudited data provided directly to the Louisiana Department of State Civil Service by each state agency. Inconsistencies found throughout the report may be attributed to personnel changes not properly reflected in the agency's human resources information system during the performance evaluation period.



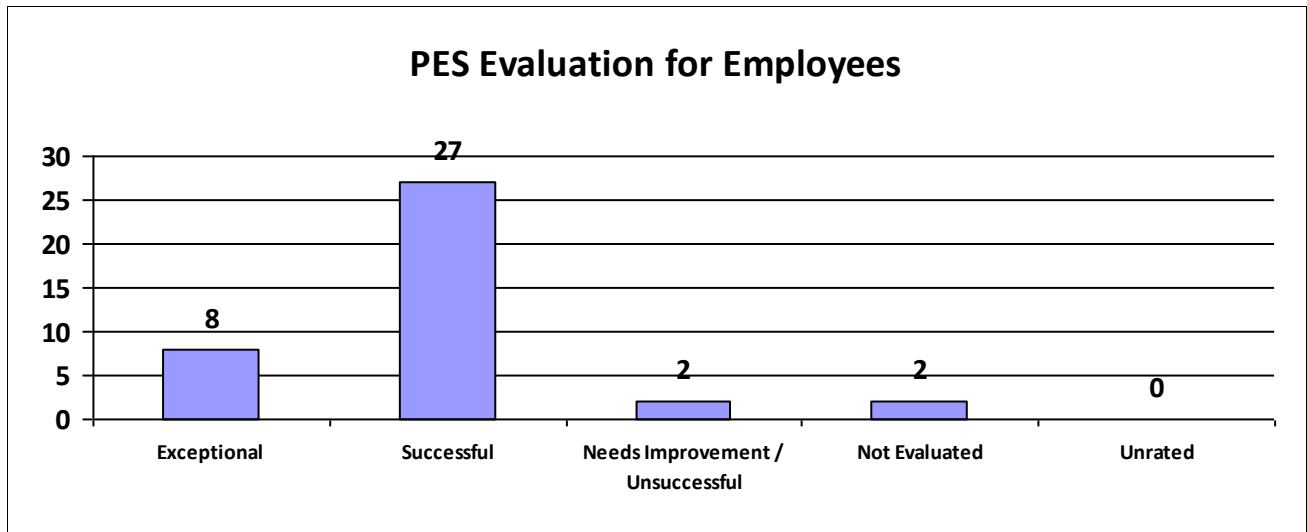
State of Louisiana

STATE CIVIL SERVICE

PES Annual Report - Fiscal Year 2023-2024

Agency: LSU-Pennington Biomedical Res

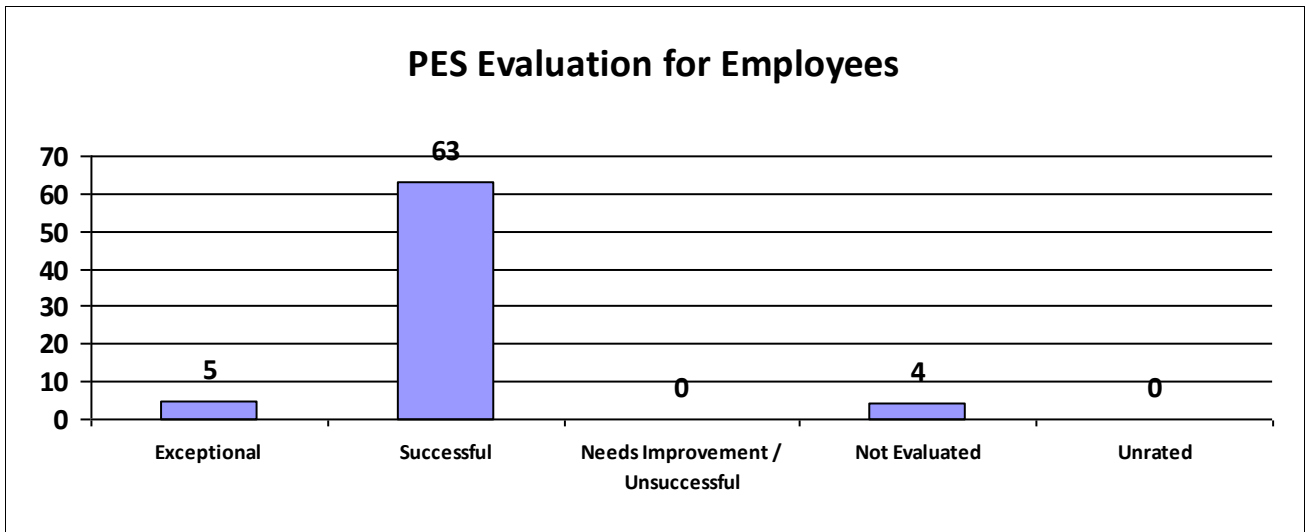
Performance Year 07/01/2023 - 06/30/2024	Total # of Employees	Total %
Number of employees that were rated	39	100%
Number of employees that were unrated	0	0%



Information contained within this report reflects unaudited data provided directly to the Louisiana Department of State Civil Service by each state agency. Inconsistencies found throughout the report may be attributed to personnel changes not properly reflected in the agency's human resources information system during the performance evaluation period.

**Agency: LSU-Shreveport**

<b>Performance Year 07/01/2023 - 06/30/2024</b>	<b>Total # of Employees</b>	<b>Total %</b>
Number of employees that were rated	72	100%
Number of employees that were unrated	0	0%



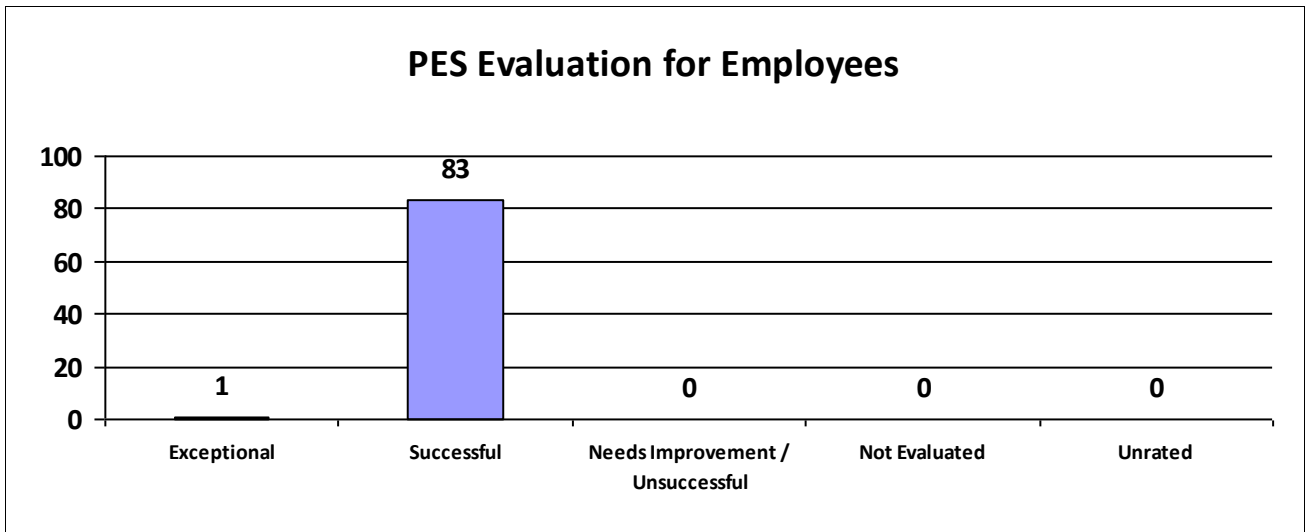
Information contained within this report reflects unaudited data provided directly to the Louisiana Department of State Civil Service by each state agency. Inconsistencies found throughout the report may be attributed to personnel changes not properly reflected in the agency's human resources information system during the performance evaluation period.



**State of Louisiana**  
**STATE CIVIL SERVICE**  
*PES Annual Report - Fiscal Year 2023-2024*

**Agency: McNeese State University**

Performance Year 07/01/2023 - 06/30/2024	Total # of Employees	Total %
Number of employees that were rated	84	100%
Number of employees that were unrated	0	0%



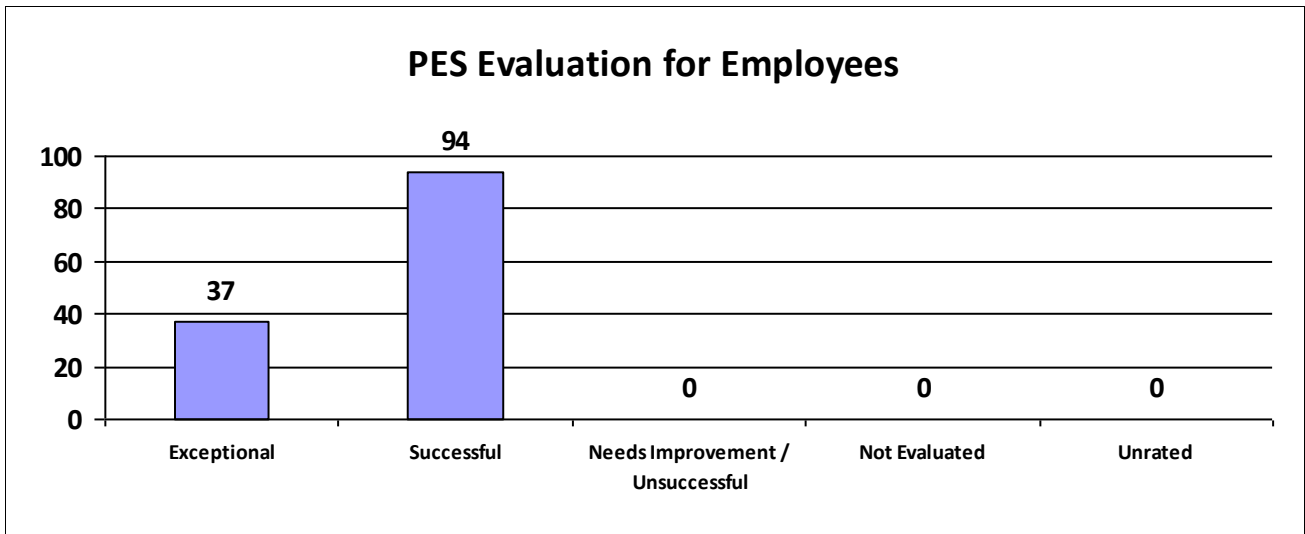
Information contained within this report reflects unaudited data provided directly to the Louisiana Department of State Civil Service by each state agency. Inconsistencies found throughout the report may be attributed to personnel changes not properly reflected in the agency's human resources information system during the performance evaluation period.



**State of Louisiana**  
**STATE CIVIL SERVICE**  
*PES Annual Report - Fiscal Year 2023-2024*

**Agency: Nicholls State University**

Performance Year 07/01/2023 - 06/30/2024	Total # of Employees	Total %
Number of employees that were rated	131	100%
Number of employees that were unrated	0	0%



Information contained within this report reflects unaudited data provided directly to the Louisiana Department of State Civil Service by each state agency. Inconsistencies found throughout the report may be attributed to personnel changes not properly reflected in the agency's human resources information system during the performance evaluation period.



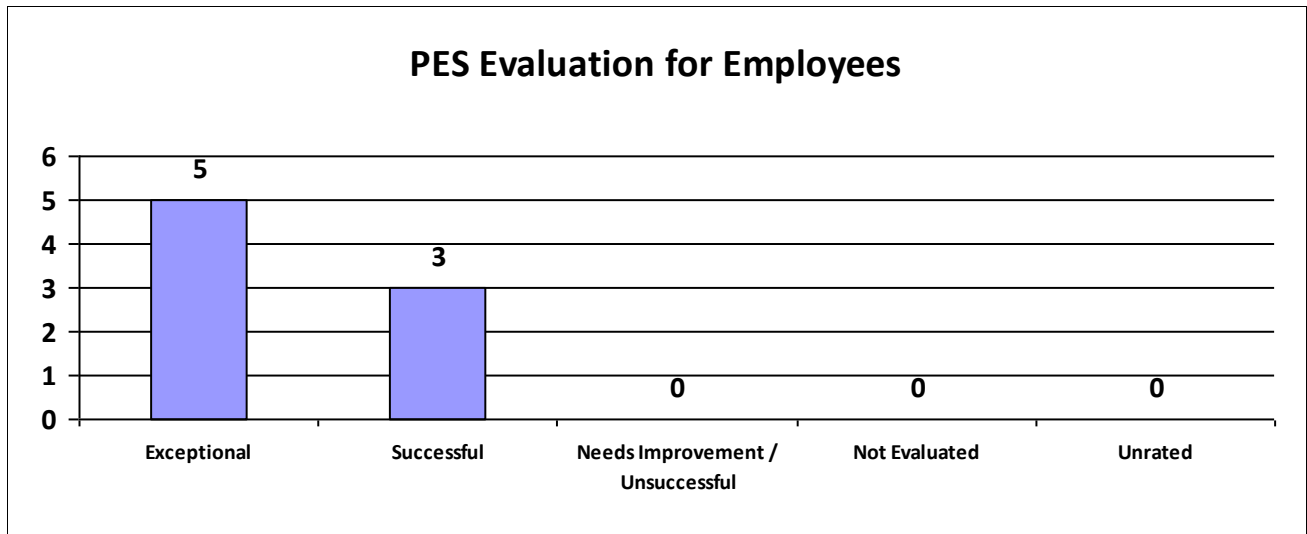
State of Louisiana

STATE CIVIL SERVICE

PES Annual Report - Fiscal Year 2023-2024

Agency: Northshore Tech Comm College

Performance Year 07/01/2023 - 06/30/2024	Total # of Employees	Total %
Number of employees that were rated	8	100%
Number of employees that were unrated	0	0%



Information contained within this report reflects unaudited data provided directly to the Louisiana Department of State Civil Service by each state agency. Inconsistencies found throughout the report may be attributed to personnel changes not properly reflected in the agency's human resources information system during the performance evaluation period.



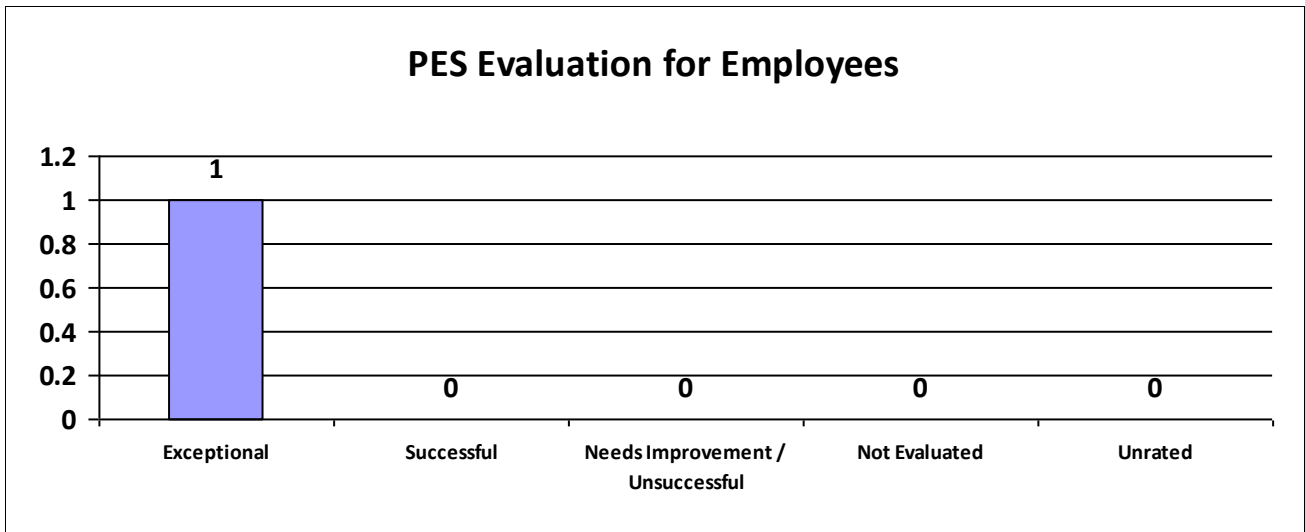
State of Louisiana

STATE CIVIL SERVICE

PES Annual Report - Fiscal Year 2023-2024

Agency: Northwest LA Tech Comm College

Performance Year 07/01/2023 - 06/30/2024	Total # of Employees	Total %
Number of employees that were rated	1	100%
Number of employees that were unrated	0	0%



Information contained within this report reflects unaudited data provided directly to the Louisiana Department of State Civil Service by each state agency. Inconsistencies found throughout the report may be attributed to personnel changes not properly reflected in the agency's human resources information system during the performance evaluation period.

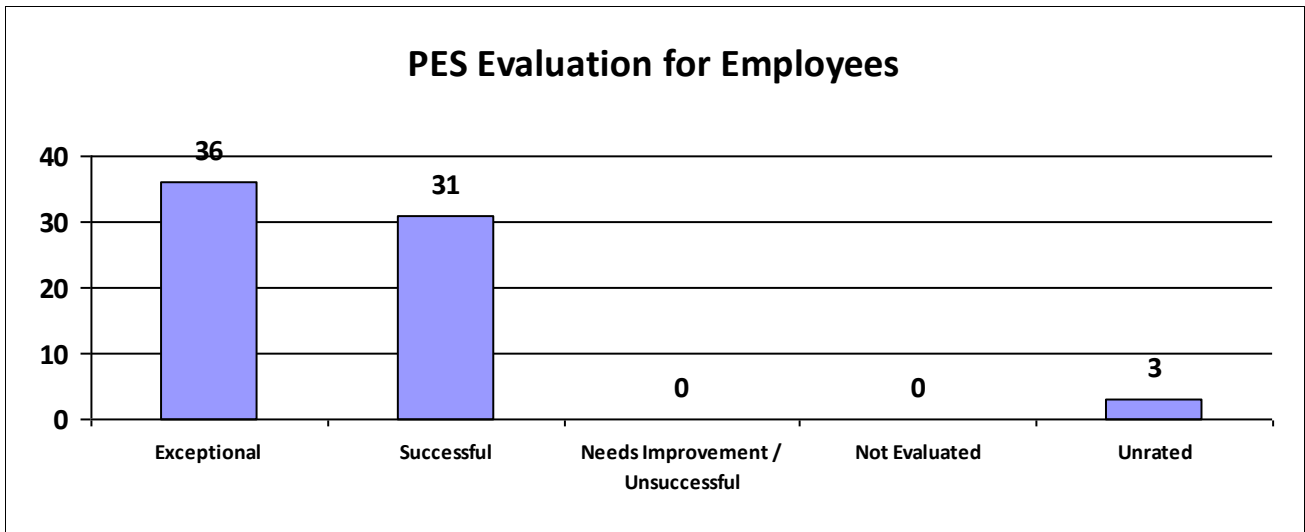




**State of Louisiana**  
**STATE CIVIL SERVICE**  
*PES Annual Report - Fiscal Year 2023-2024*

**Agency: Northwestern State University**

Performance Year 07/01/2023 - 06/30/2024	Total # of Employees	Total %
Number of employees that were rated	67	100%
Number of employees that were unrated	3	4%



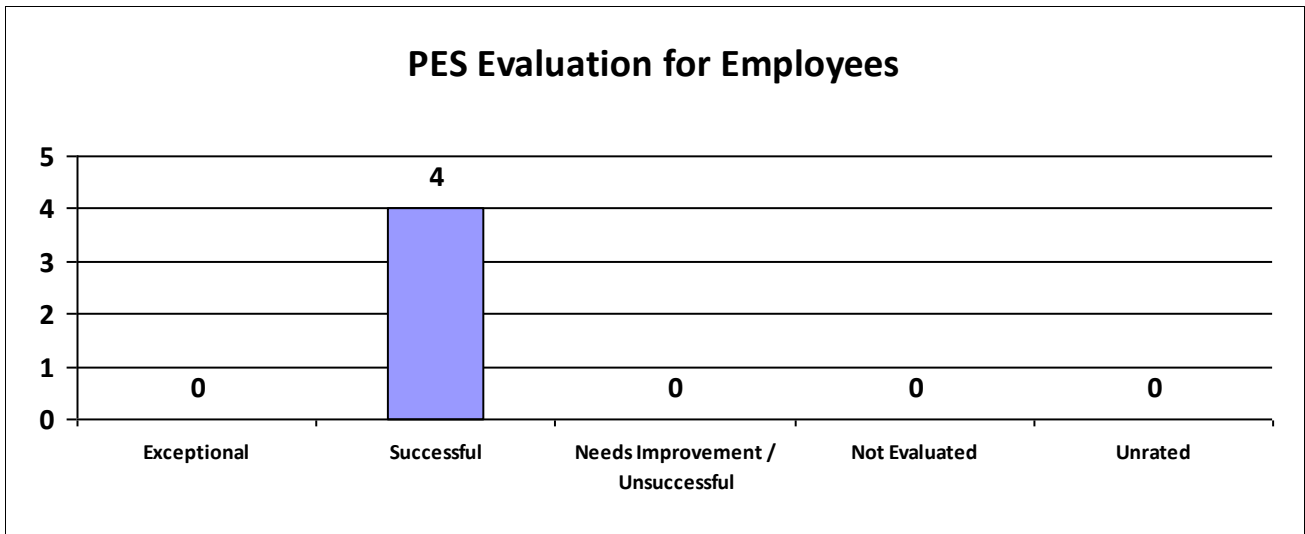
Information contained within this report reflects unaudited data provided directly to the Louisiana Department of State Civil Service by each state agency. Inconsistencies found throughout the report may be attributed to personnel changes not properly reflected in the agency's human resources information system during the performance evaluation period.



**State of Louisiana**  
**STATE CIVIL SERVICE**  
*PES Annual Report - Fiscal Year 2023-2024*

**Agency: Nunez Community College**

Performance Year 07/01/2023 - 06/30/2024	Total # of Employees	Total %
Number of employees that were rated	4	100%
Number of employees that were unrated	0	0%



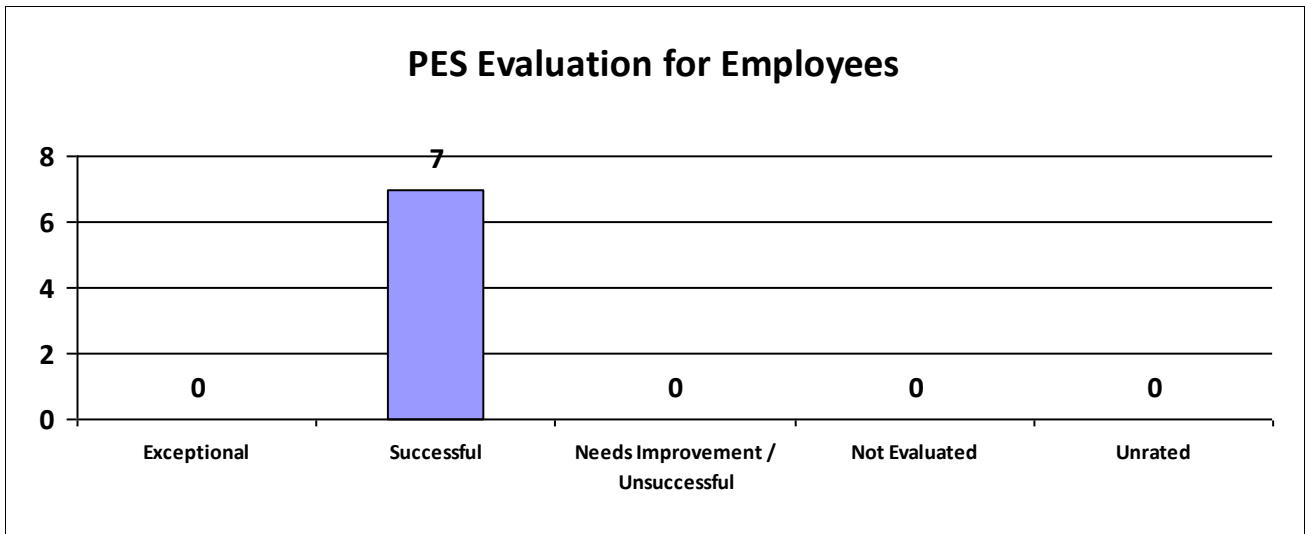
Information contained within this report reflects unaudited data provided directly to the Louisiana Department of State Civil Service by each state agency. Inconsistencies found throughout the report may be attributed to personnel changes not properly reflected in the agency's human resources information system during the performance evaluation period.



**State of Louisiana**  
**STATE CIVIL SERVICE**  
*PES Annual Report - Fiscal Year 2023-2024*

**Agency: River Parish Comm College-NP**

Performance Year 07/01/2023 - 06/30/2024	Total # of Employees	Total %
Number of employees that were rated	7	100%
Number of employees that were unrated	0	0%



Information contained within this report reflects unaudited data provided directly to the Louisiana Department of State Civil Service by each state agency. Inconsistencies found throughout the report may be attributed to personnel changes not properly reflected in the agency's human resources information system during the performance evaluation period.



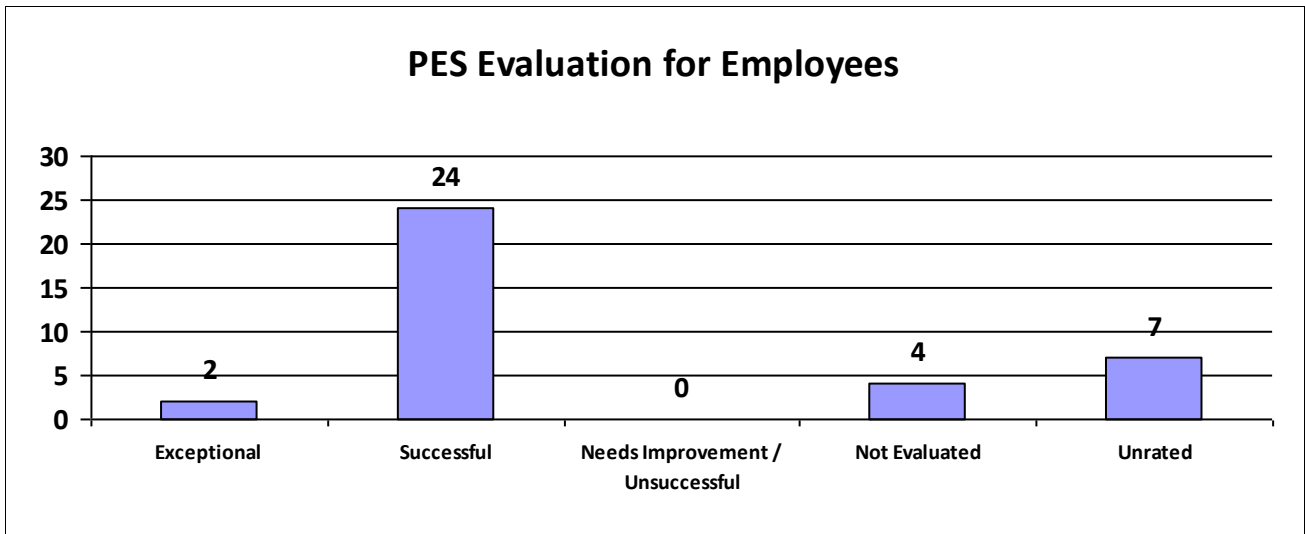
State of Louisiana

STATE CIVIL SERVICE

PES Annual Report - Fiscal Year 2023-2024

Agency: South La Community College-NP

Performance Year 07/01/2023 - 06/30/2024	Total # of Employees	Total %
Number of employees that were rated	30	100%
Number of employees that were unrated	7	23%



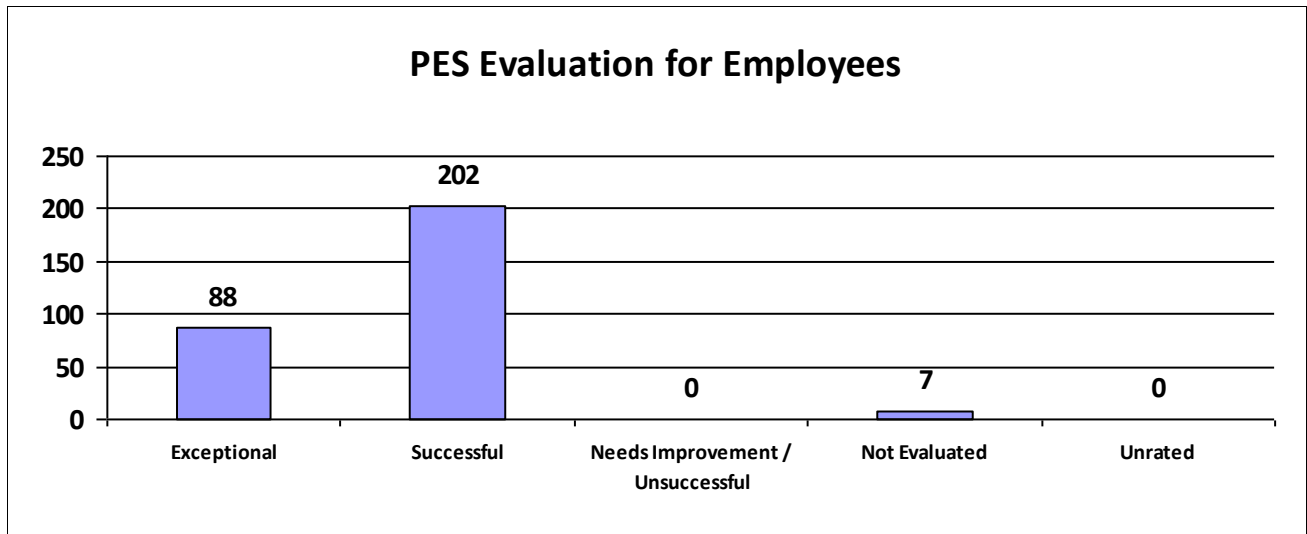
Information contained within this report reflects unaudited data provided directly to the Louisiana Department of State Civil Service by each state agency. Inconsistencies found throughout the report may be attributed to personnel changes not properly reflected in the agency's human resources information system during the performance evaluation period.



**State of Louisiana**  
**STATE CIVIL SERVICE**  
*PES Annual Report - Fiscal Year 2023-2024*

**Agency: Southeastern La University**

Performance Year 07/01/2023 - 06/30/2024	Total # of Employees	Total %
Number of employees that were rated	297	100%
Number of employees that were unrated	0	0%



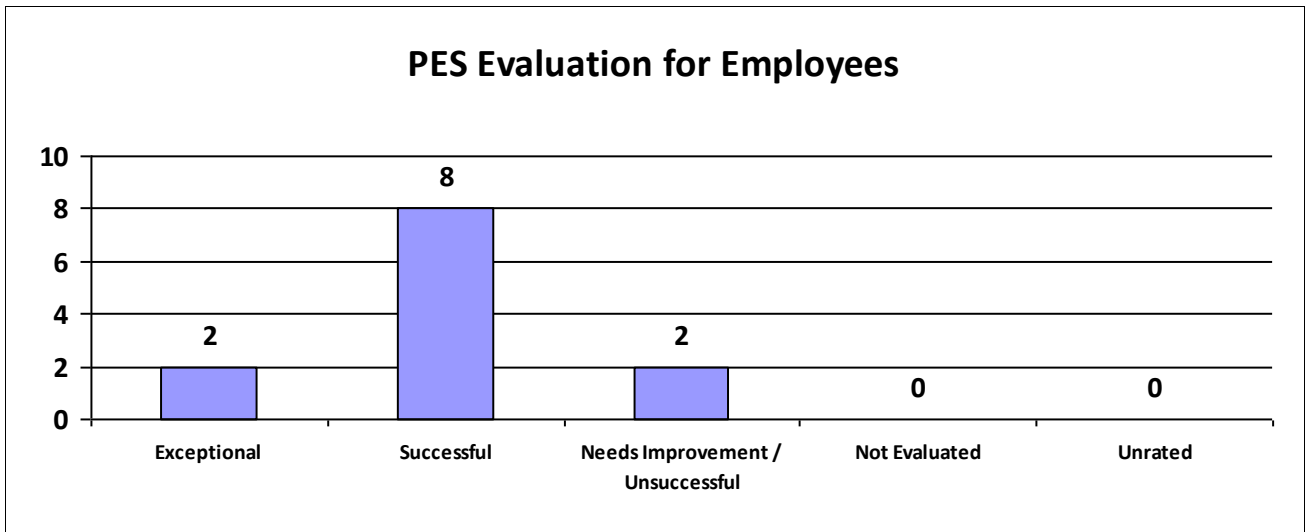
Information contained within this report reflects unaudited data provided directly to the Louisiana Department of State Civil Service by each state agency. Inconsistencies found throughout the report may be attributed to personnel changes not properly reflected in the agency's human resources information system during the performance evaluation period.



**State of Louisiana**  
**STATE CIVIL SERVICE**  
*PES Annual Report - Fiscal Year 2023-2024*

**Agency: Sowela Tech Comm College**

Performance Year 07/01/2023 - 06/30/2024	Total # of Employees	Total %
Number of employees that were rated	12	100%
Number of employees that were unrated	0	0%



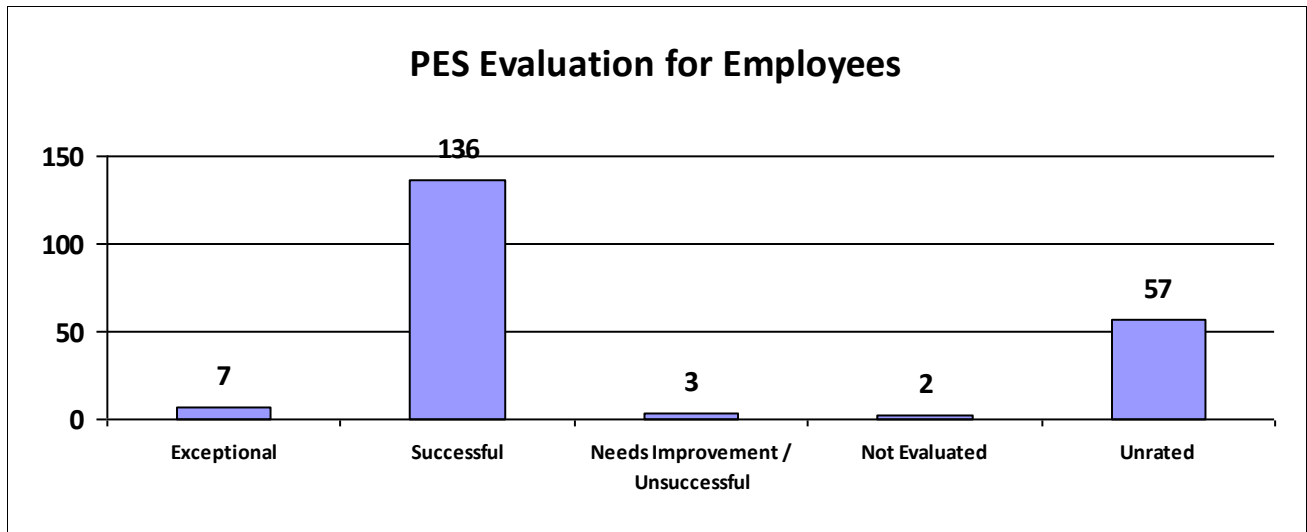
Information contained within this report reflects unaudited data provided directly to the Louisiana Department of State Civil Service by each state agency. Inconsistencies found throughout the report may be attributed to personnel changes not properly reflected in the agency's human resources information system during the performance evaluation period.



**State of Louisiana**  
**STATE CIVIL SERVICE**  
*PES Annual Report - Fiscal Year 2023-2024*

**Agency: SU A & M College**

Performance Year 07/01/2023 - 06/30/2024	Total # of Employees	Total %
Number of employees that were rated	148	100%
Number of employees that were unrated	57	39%



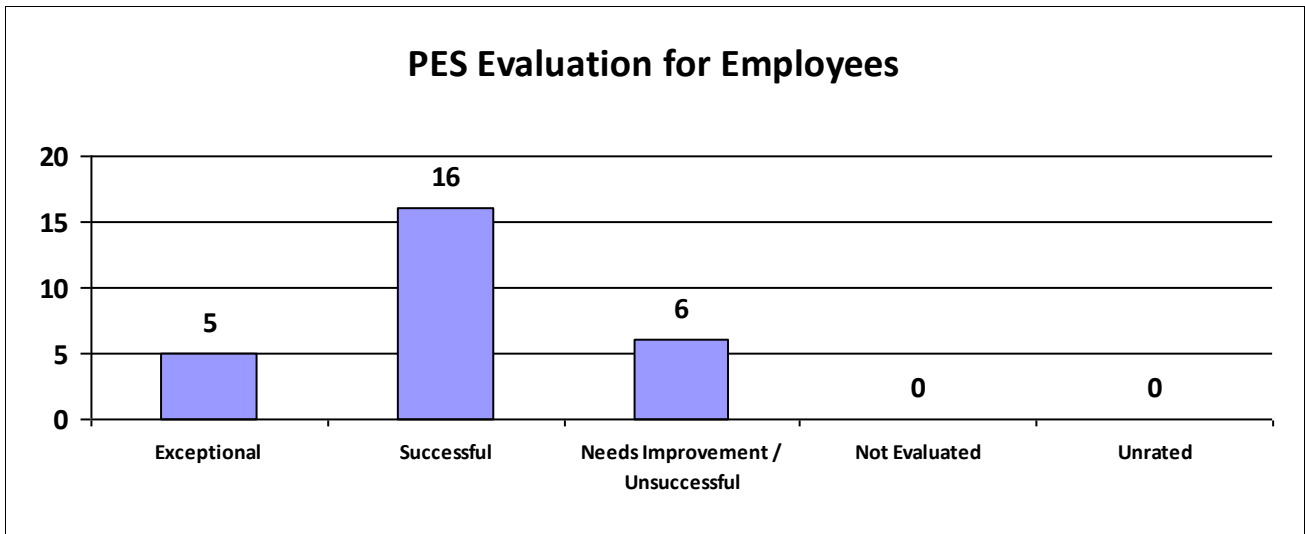
Information contained within this report reflects unaudited data provided directly to the Louisiana Department of State Civil Service by each state agency. Inconsistencies found throughout the report may be attributed to personnel changes not properly reflected in the agency's human resources information system during the performance evaluation period.



**State of Louisiana**  
**STATE CIVIL SERVICE**  
*PES Annual Report - Fiscal Year 2023-2024*

**Agency: SU New Orleans**

Performance Year 07/01/2023 - 06/30/2024	Total # of Employees	Total %
Number of employees that were rated	27	100%
Number of employees that were unrated	0	0%

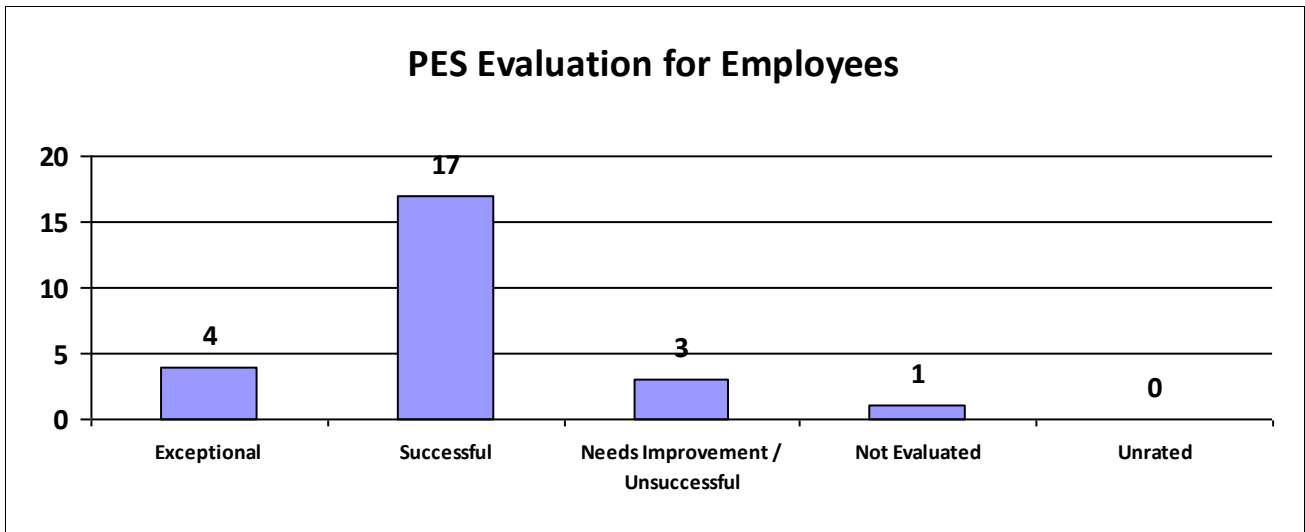


Information contained within this report reflects unaudited data provided directly to the Louisiana Department of State Civil Service by each state agency. Inconsistencies found throughout the report may be attributed to personnel changes not properly reflected in the agency's human resources information system during the performance evaluation period.



**Agency: SU Shreveport**

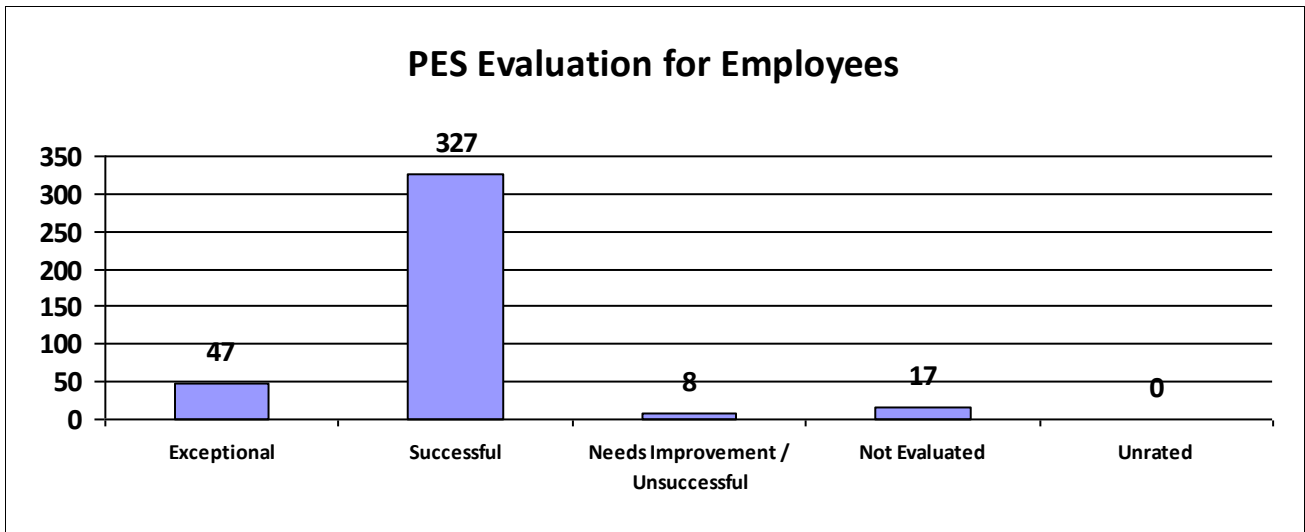
<b>Performance Year 07/01/2023 - 06/30/2024</b>	<b>Total # of Employees</b>	<b>Total %</b>
Number of employees that were rated	25	100%
Number of employees that were unrated	0	0%



Information contained within this report reflects unaudited data provided directly to the Louisiana Department of State Civil Service by each state agency. Inconsistencies found throughout the report may be attributed to personnel changes not properly reflected in the agency's human resources information system during the performance evaluation period.

**Agency: University of La-Lafayette**

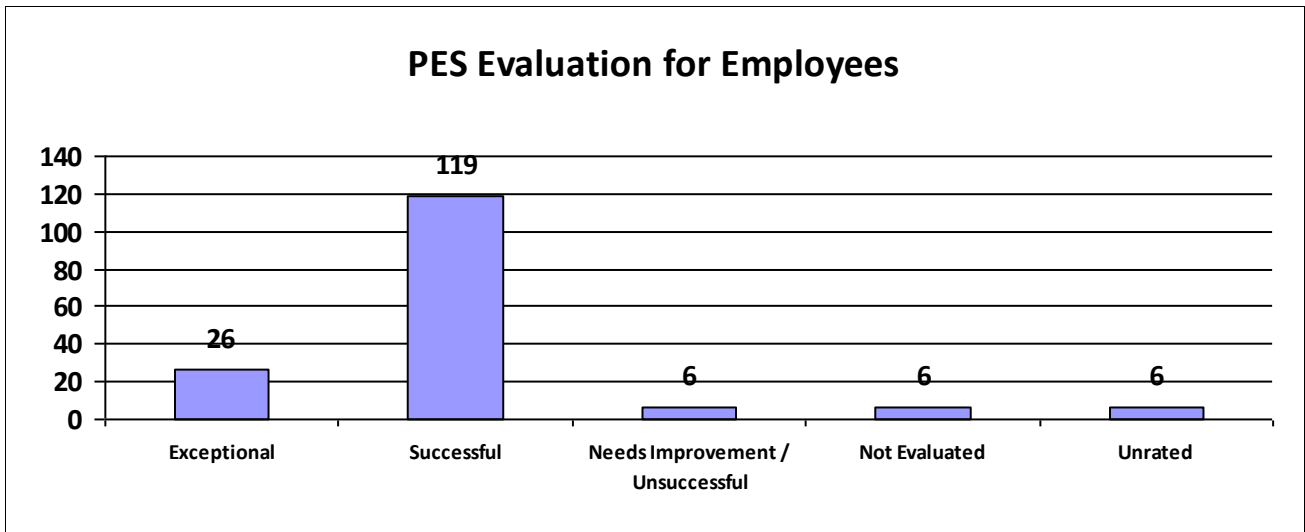
<b>Performance Year 07/01/2023 - 06/30/2024</b>	<b>Total # of Employees</b>	<b>Total %</b>
Number of employees that were rated	399	100%
Number of employees that were unrated	0	0%



Information contained within this report reflects unaudited data provided directly to the Louisiana Department of State Civil Service by each state agency. Inconsistencies found throughout the report may be attributed to personnel changes not properly reflected in the agency's human resources information system during the performance evaluation period.

**Agency: University of La-Monroe**

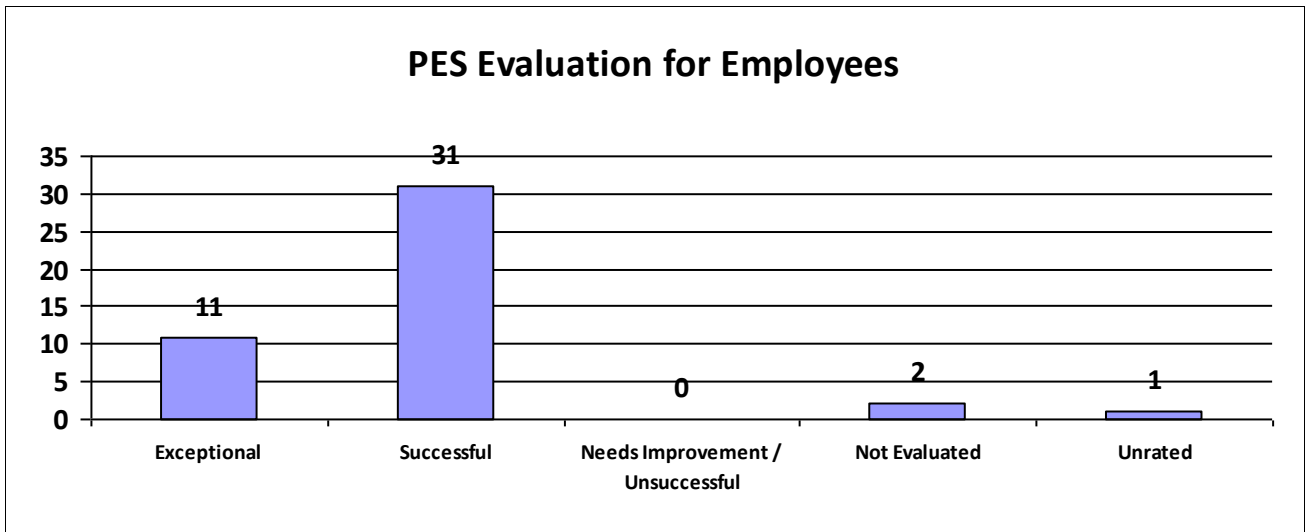
<b>Performance Year 07/01/2023 - 06/30/2024</b>	<b>Total # of Employees</b>	<b>Total %</b>
Number of employees that were rated	157	100%
Number of employees that were unrated	6	4%



Information contained within this report reflects unaudited data provided directly to the Louisiana Department of State Civil Service by each state agency. Inconsistencies found throughout the report may be attributed to personnel changes not properly reflected in the agency's human resources information system during the performance evaluation period.

**Agency: University of New Orleans**

<b>Performance Year 07/01/2023 - 06/30/2024</b>	<b>Total # of Employees</b>	<b>Total %</b>
Number of employees that were rated	44	100%
Number of employees that were unrated	1	2%



Information contained within this report reflects unaudited data provided directly to the Louisiana Department of State Civil Service by each state agency. Inconsistencies found throughout the report may be attributed to personnel changes not properly reflected in the agency's human resources information system during the performance evaluation period.



State of Louisiana

STATE CIVIL SERVICE

*PES Annual Report - Fiscal Year 2023-2024*

**Major Department: HOUSING AUTHORITIES**

<b>Performance Year 07/01/2023 - 06/30/2024</b>	<b>Total # of Employees</b>	<b>Total %</b>
Number of employees that were rated	194	100%
Number of employees that were unrated	28	14.43%
Number of employees that were rated Exceptional	23	12%
Number of employees that were rated Successful	167	86.08%
Number of employees that were rated Needs Improvement / Unsuccessful	2	1%
Number of employees that were rated Not Evaluated	2	1.03%
Number of employees that were rated Unrated	28	14%

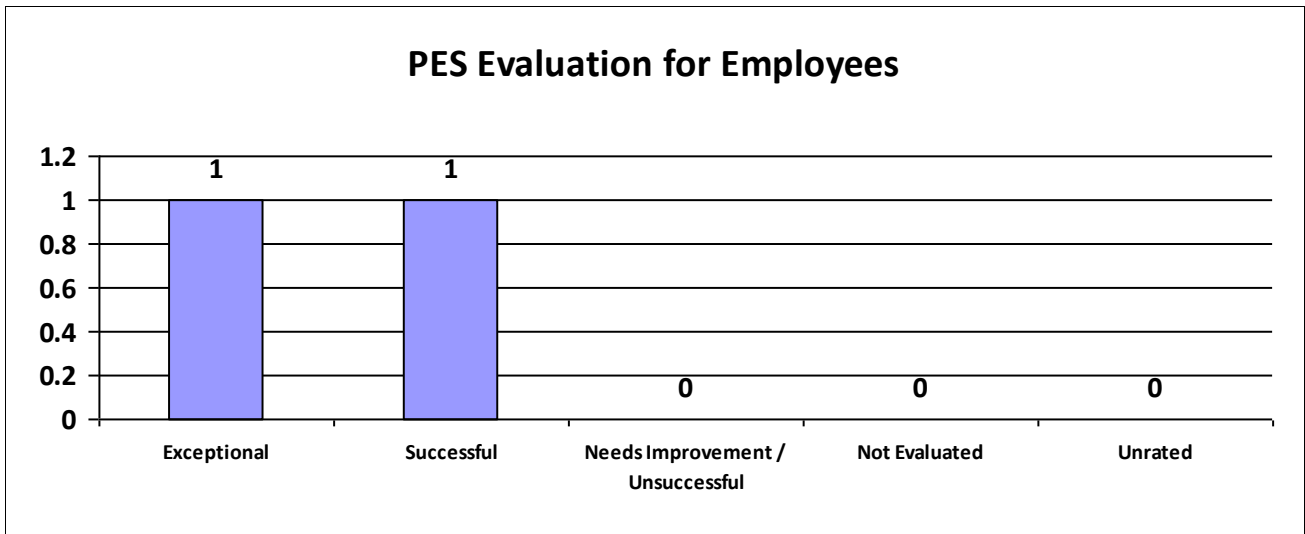
Information contained within this report reflects unaudited data provided directly to the Louisiana Department of State Civil Service by each state agency. Inconsistencies found throughout the report may be attributed to personnel changes not properly reflected in the agency's human resources information system during the performance evaluation period.



**State of Louisiana**  
**STATE CIVIL SERVICE**  
*PES Annual Report - Fiscal Year 2023-2024*

**Agency: Abbeville Housing Authority**

Performance Year 07/01/2023 - 06/30/2024	Total # of Employees	Total %
Number of employees that were rated	2	100%
Number of employees that were unrated	0	0%



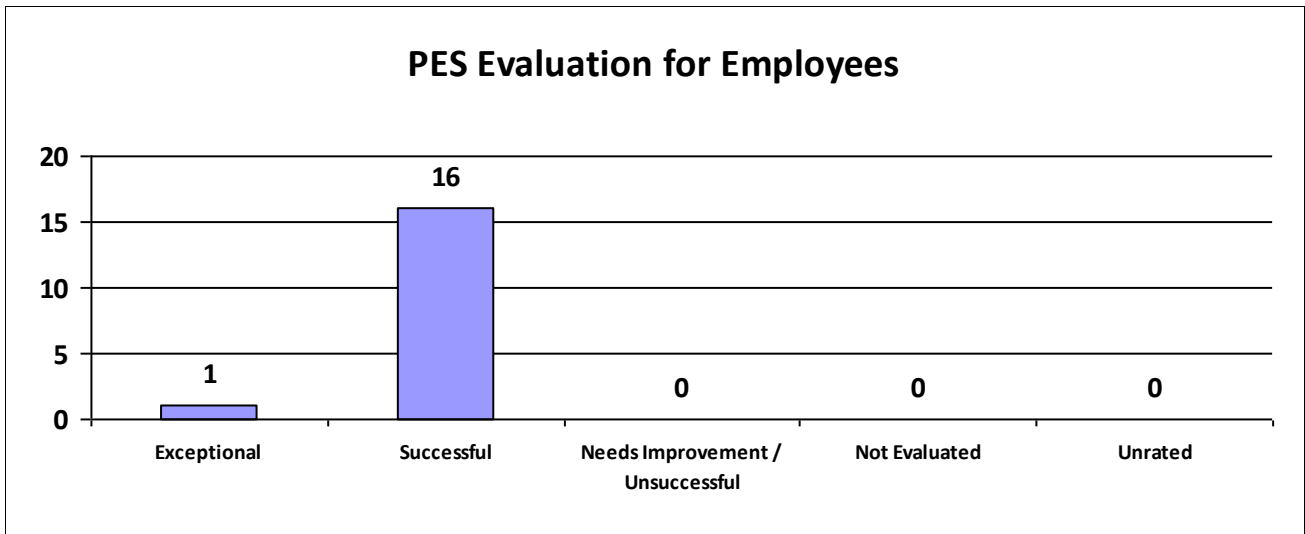
Information contained within this report reflects unaudited data provided directly to the Louisiana Department of State Civil Service by each state agency. Inconsistencies found throughout the report may be attributed to personnel changes not properly reflected in the agency's human resources information system during the performance evaluation period.



**State of Louisiana**  
**STATE CIVIL SERVICE**  
*PES Annual Report - Fiscal Year 2023-2024*

**Agency: Alexandria Housing Authority**

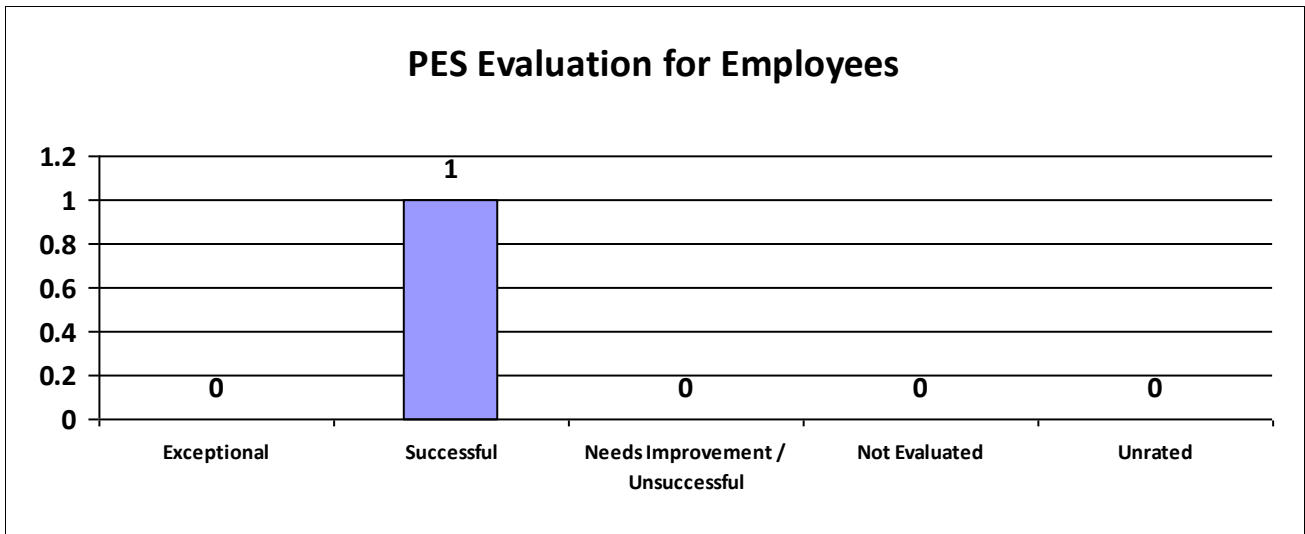
Performance Year 07/01/2023 - 06/30/2024	Total # of Employees	Total %
Number of employees that were rated	17	100%
Number of employees that were unrated	0	0%



Information contained within this report reflects unaudited data provided directly to the Louisiana Department of State Civil Service by each state agency. Inconsistencies found throughout the report may be attributed to personnel changes not properly reflected in the agency's human resources information system during the performance evaluation period.

**Agency: Bogalusa Housing Authority**

Performance Year 07/01/2023 - 06/30/2024	Total # of Employees	Total %
Number of employees that were rated	1	100%
Number of employees that were unrated	0	0%



Information contained within this report reflects unaudited data provided directly to the Louisiana Department of State Civil Service by each state agency. Inconsistencies found throughout the report may be attributed to personnel changes not properly reflected in the agency's human resources information system during the performance evaluation period.

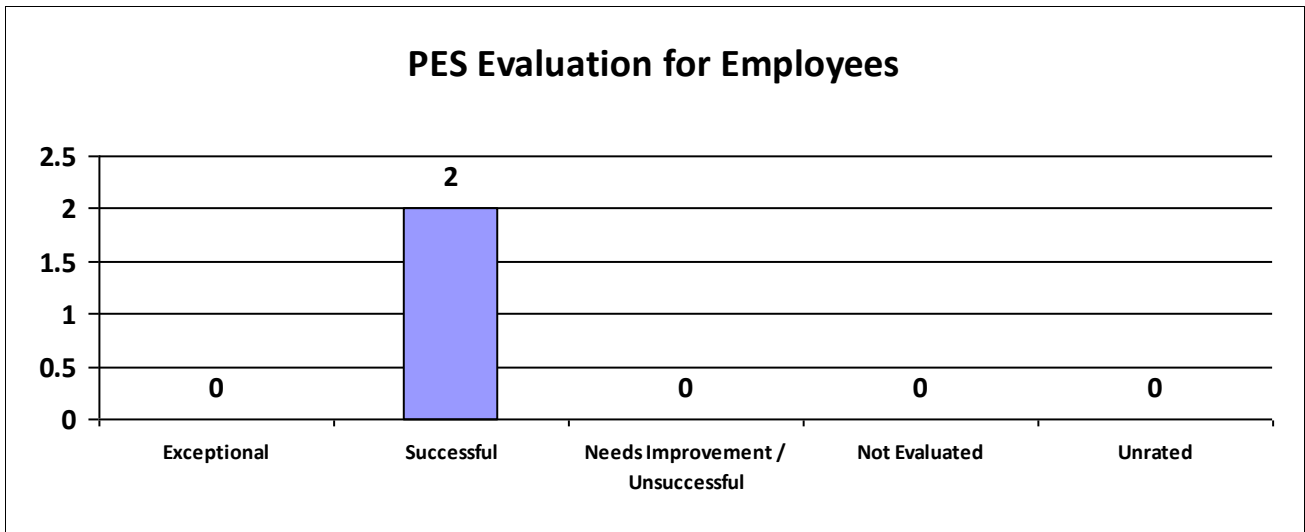




**State of Louisiana**  
**STATE CIVIL SERVICE**  
*PES Annual Report - Fiscal Year 2023-2024*

**Agency: Church Point Housing Authority**

Performance Year 07/01/2023 - 06/30/2024	Total # of Employees	Total %
Number of employees that were rated	2	100%
Number of employees that were unrated	0	0%



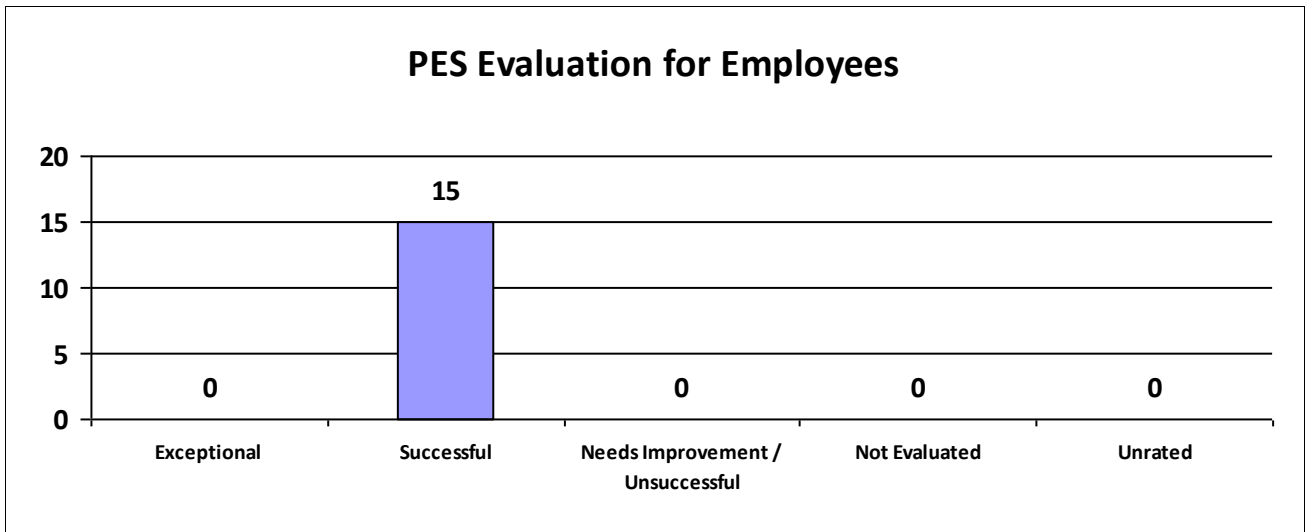
Information contained within this report reflects unaudited data provided directly to the Louisiana Department of State Civil Service by each state agency. Inconsistencies found throughout the report may be attributed to personnel changes not properly reflected in the agency's human resources information system during the performance evaluation period.



**State of Louisiana**  
**STATE CIVIL SERVICE**  
*PES Annual Report - Fiscal Year 2023-2024*

**Agency: City of Natchitoches Housing Authority**

Performance Year 07/01/2023 - 06/30/2024	Total # of Employees	Total %
Number of employees that were rated	15	100%
Number of employees that were unrated	0	0%



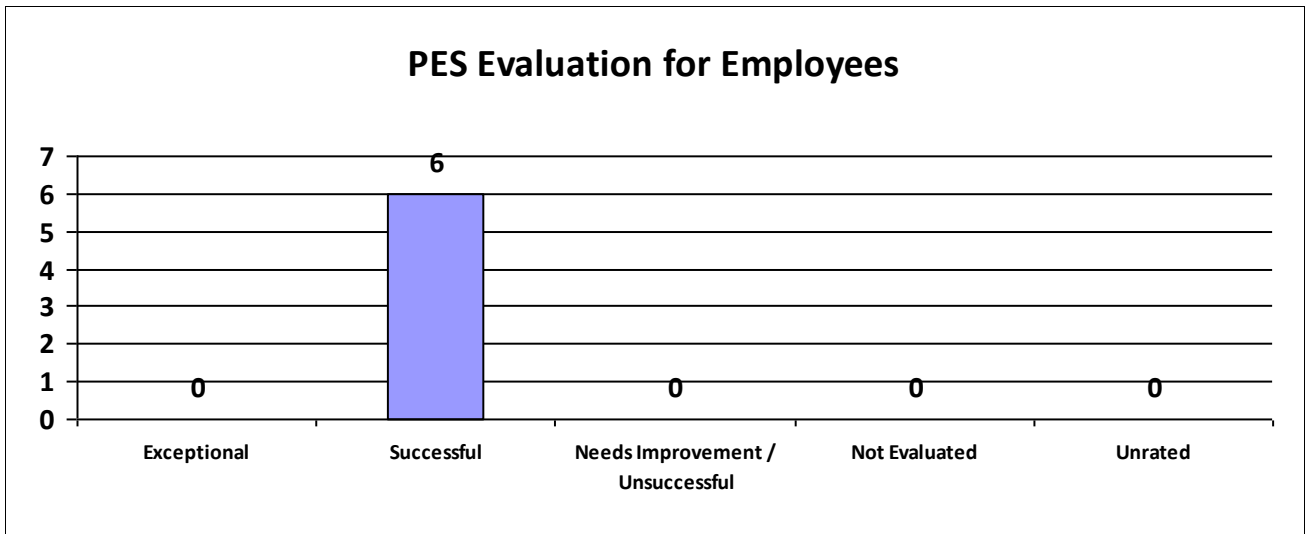
Information contained within this report reflects unaudited data provided directly to the Louisiana Department of State Civil Service by each state agency. Inconsistencies found throughout the report may be attributed to personnel changes not properly reflected in the agency's human resources information system during the performance evaluation period.



**State of Louisiana**  
**STATE CIVIL SERVICE**  
*PES Annual Report - Fiscal Year 2023-2024*

**Agency: Crowley Housing Authority**

Performance Year 07/01/2023 - 06/30/2024	Total # of Employees	Total %
Number of employees that were rated	6	100%
Number of employees that were unrated	0	0%



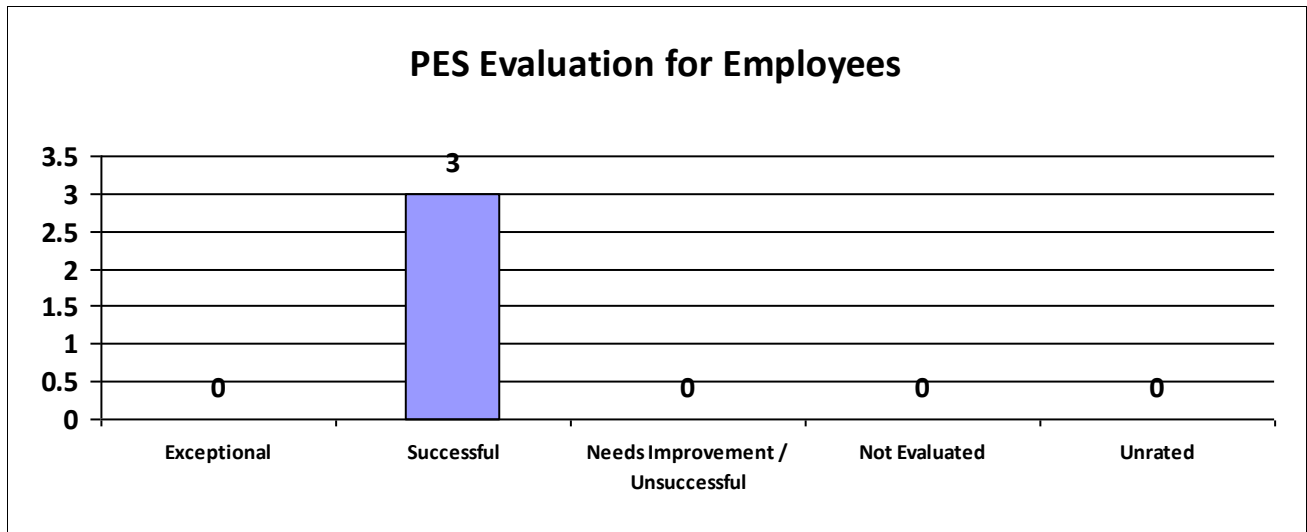
Information contained within this report reflects unaudited data provided directly to the Louisiana Department of State Civil Service by each state agency. Inconsistencies found throughout the report may be attributed to personnel changes not properly reflected in the agency's human resources information system during the performance evaluation period.



**State of Louisiana**  
**STATE CIVIL SERVICE**  
*PES Annual Report - Fiscal Year 2023-2024*

**Agency: Donaldsonville Housing Authority**

Performance Year 07/01/2023 - 06/30/2024	Total # of Employees	Total %
Number of employees that were rated	3	100%
Number of employees that were unrated	0	0%



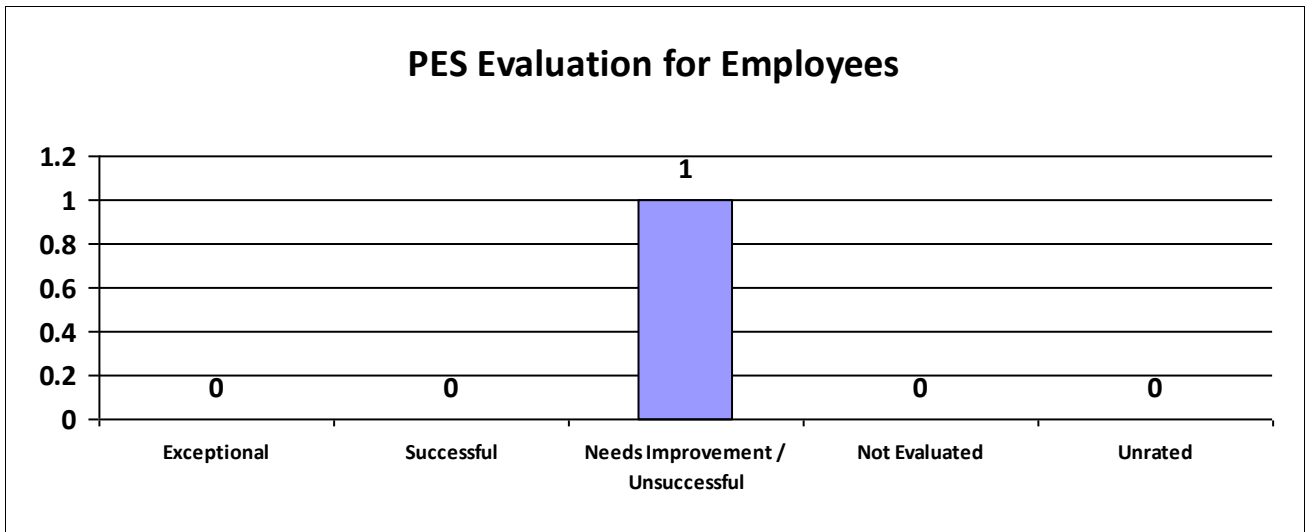
Information contained within this report reflects unaudited data provided directly to the Louisiana Department of State Civil Service by each state agency. Inconsistencies found throughout the report may be attributed to personnel changes not properly reflected in the agency's human resources information system during the performance evaluation period.



**State of Louisiana**  
**STATE CIVIL SERVICE**  
*PES Annual Report - Fiscal Year 2023-2024*

**Agency: East Carroll Housing Authority**

Performance Year 07/01/2023 - 06/30/2024	Total # of Employees	Total %
Number of employees that were rated	1	100%
Number of employees that were unrated	0	0%



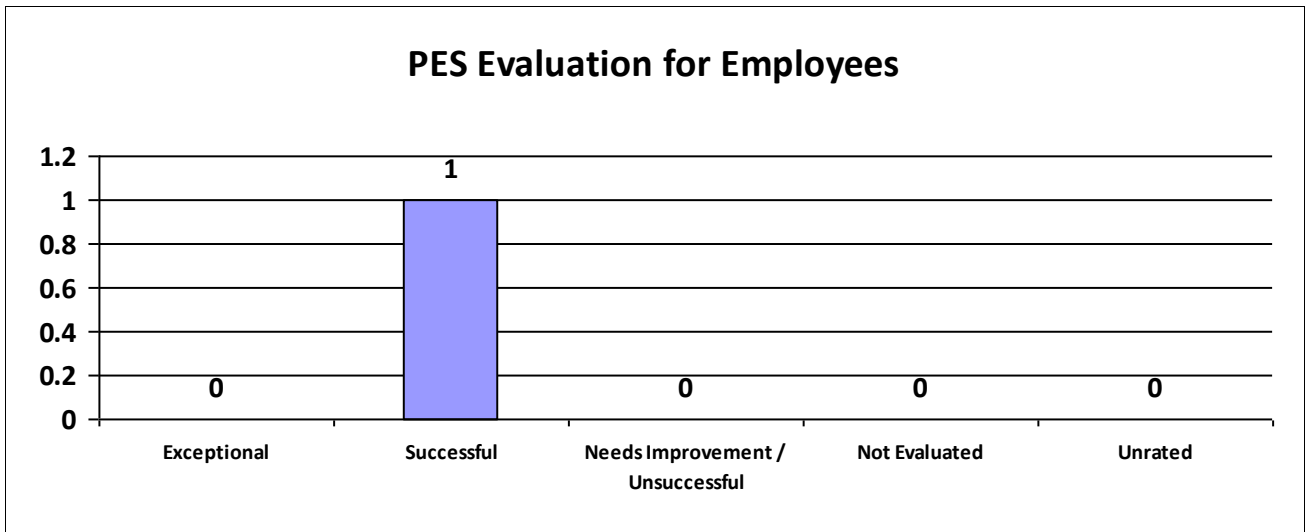
Information contained within this report reflects unaudited data provided directly to the Louisiana Department of State Civil Service by each state agency. Inconsistencies found throughout the report may be attributed to personnel changes not properly reflected in the agency's human resources information system during the performance evaluation period.



**State of Louisiana**  
**STATE CIVIL SERVICE**  
*PES Annual Report - Fiscal Year 2023-2024*

**Agency: Erath Housing Authority**

Performance Year 07/01/2023 - 06/30/2024	Total # of Employees	Total %
Number of employees that were rated	1	100%
Number of employees that were unrated	0	0%



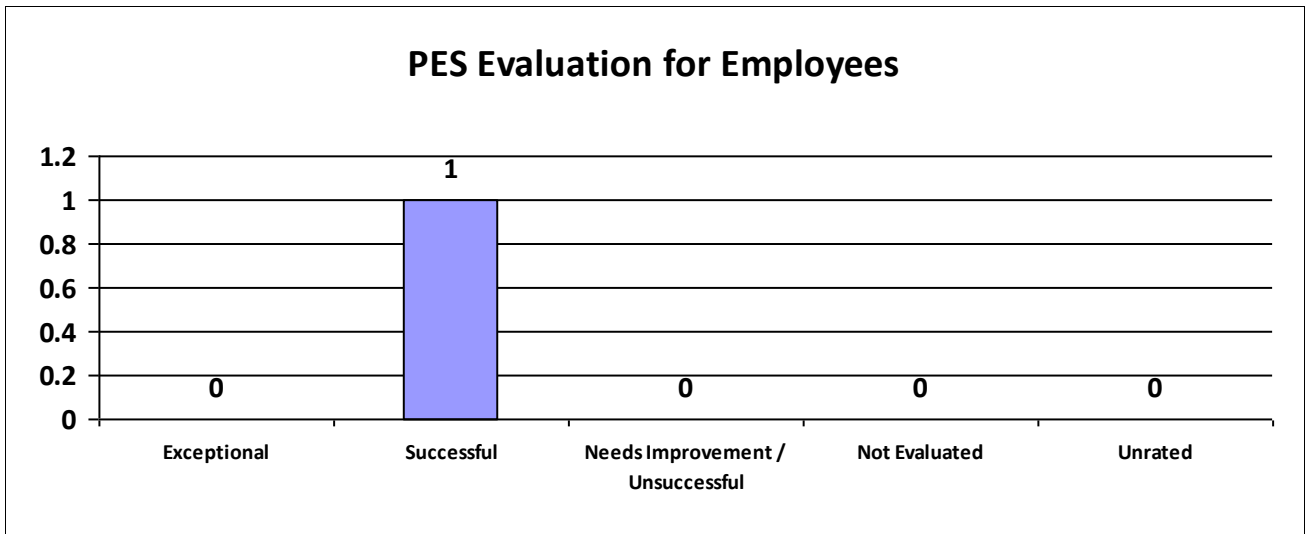
Information contained within this report reflects unaudited data provided directly to the Louisiana Department of State Civil Service by each state agency. Inconsistencies found throughout the report may be attributed to personnel changes not properly reflected in the agency's human resources information system during the performance evaluation period.



**State of Louisiana**  
**STATE CIVIL SERVICE**  
*PES Annual Report - Fiscal Year 2023-2024*

**Agency: Ferriday Housing Authority**

Performance Year 07/01/2023 - 06/30/2024	Total # of Employees	Total %
Number of employees that were rated	1	100%
Number of employees that were unrated	0	0%



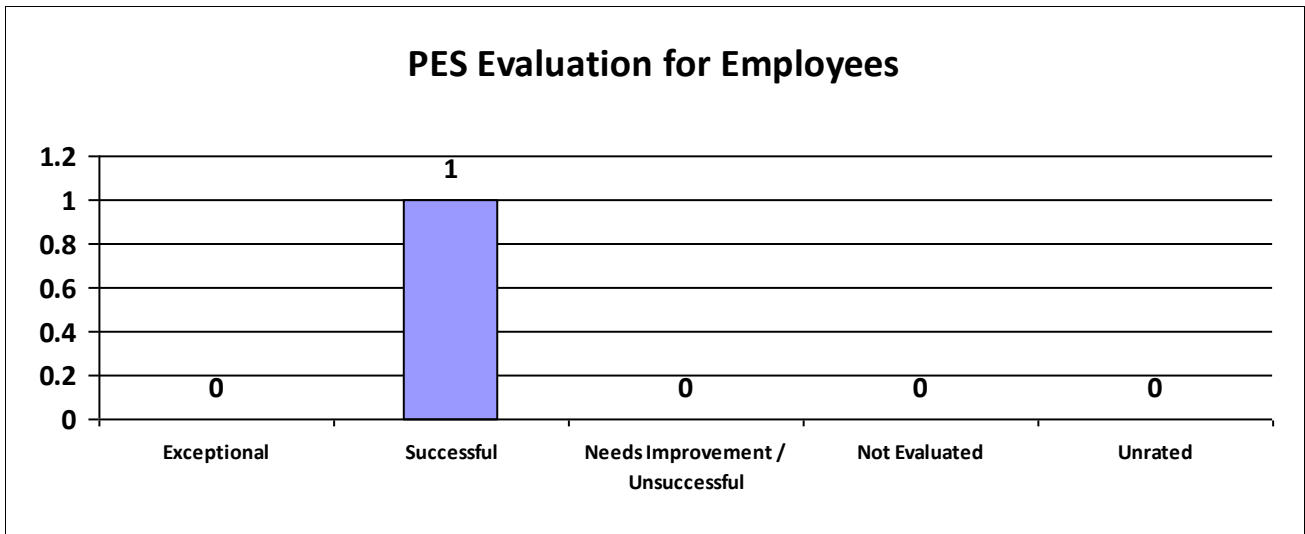
Information contained within this report reflects unaudited data provided directly to the Louisiana Department of State Civil Service by each state agency. Inconsistencies found throughout the report may be attributed to personnel changes not properly reflected in the agency's human resources information system during the performance evaluation period.



**State of Louisiana**  
**STATE CIVIL SERVICE**  
*PES Annual Report - Fiscal Year 2023-2024*

**Agency: Grambling Housing Authority**

Performance Year 07/01/2023 - 06/30/2024	Total # of Employees	Total %
Number of employees that were rated	1	100%
Number of employees that were unrated	0	0%



Information contained within this report reflects unaudited data provided directly to the Louisiana Department of State Civil Service by each state agency. Inconsistencies found throughout the report may be attributed to personnel changes not properly reflected in the agency's human resources information system during the performance evaluation period.






**State of Louisiana**  
**STATE CIVIL SERVICE**  
*PES Annual Report - Fiscal Year 2023-2024*

**Agency: Hammond Housing Authority**

Performance Year 07/01/2023 - 06/30/2024	Total # of Employees	Total %
Number of employees that were rated	1	100%
Number of employees that were unrated	0	0%




Information contained within this report reflects unaudited data provided directly to the Louisiana Department of State Civil Service by each state agency. Inconsistencies found throughout the report may be attributed to personnel changes not properly reflected in the agency's human resources information system during the performance evaluation period.



**State of Louisiana**  
**STATE CIVIL SERVICE**  
*PES Annual Report - Fiscal Year 2023-2024*

**Agency: Haynesville Housing Authority**

Performance Year 07/01/2023 - 06/30/2024	Total # of Employees	Total %
Number of employees that were rated	0	0%
Number of employees that were unrated	1	0%



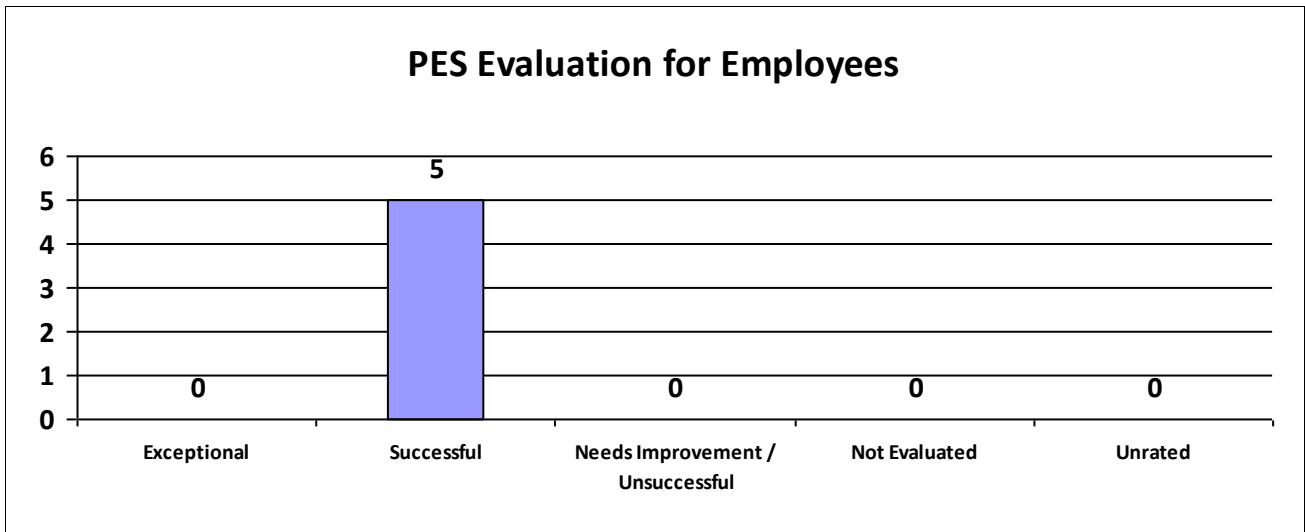
Information contained within this report reflects unaudited data provided directly to the Louisiana Department of State Civil Service by each state agency. Inconsistencies found throughout the report may be attributed to personnel changes not properly reflected in the agency's human resources information system during the performance evaluation period.



**State of Louisiana**  
**STATE CIVIL SERVICE**  
*PES Annual Report - Fiscal Year 2023-2024*

**Agency: Houma Housing Authority**

Performance Year 07/01/2023 - 06/30/2024	Total # of Employees	Total %
Number of employees that were rated	5	100%
Number of employees that were unrated	0	0%



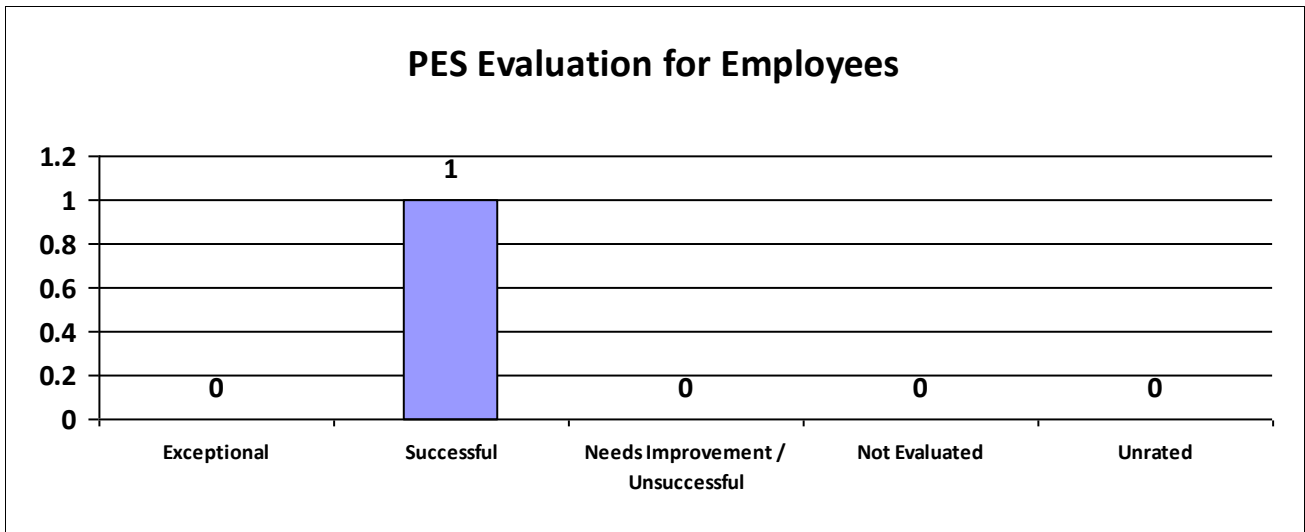
Information contained within this report reflects unaudited data provided directly to the Louisiana Department of State Civil Service by each state agency. Inconsistencies found throughout the report may be attributed to personnel changes not properly reflected in the agency's human resources information system during the performance evaluation period.



**State of Louisiana**  
**STATE CIVIL SERVICE**  
*PES Annual Report - Fiscal Year 2023-2024*

**Agency: Independence Housing Authority**

Performance Year 07/01/2023 - 06/30/2024	Total # of Employees	Total %
Number of employees that were rated	1	100%
Number of employees that were unrated	0	0%




Information contained within this report reflects unaudited data provided directly to the Louisiana Department of State Civil Service by each state agency. Inconsistencies found throughout the report may be attributed to personnel changes not properly reflected in the agency's human resources information system during the performance evaluation period.



**State of Louisiana**  
**STATE CIVIL SERVICE**  
*PES Annual Report - Fiscal Year 2023-2024*

**Agency: Jefferson Parish Housing Authority**

Performance Year 07/01/2023 - 06/30/2024	Total # of Employees	Total %
Number of employees that were rated	0	0%
Number of employees that were unrated	3	0%




Information contained within this report reflects unaudited data provided directly to the Louisiana Department of State Civil Service by each state agency. Inconsistencies found throughout the report may be attributed to personnel changes not properly reflected in the agency's human resources information system during the performance evaluation period.



**State of Louisiana**  
**STATE CIVIL SERVICE**  
*PES Annual Report - Fiscal Year 2023-2024*

**Agency: Jena Housing Authority**

Performance Year 07/01/2023 - 06/30/2024	Total # of Employees	Total %
Number of employees that were rated	1	100%
Number of employees that were unrated	0	0%



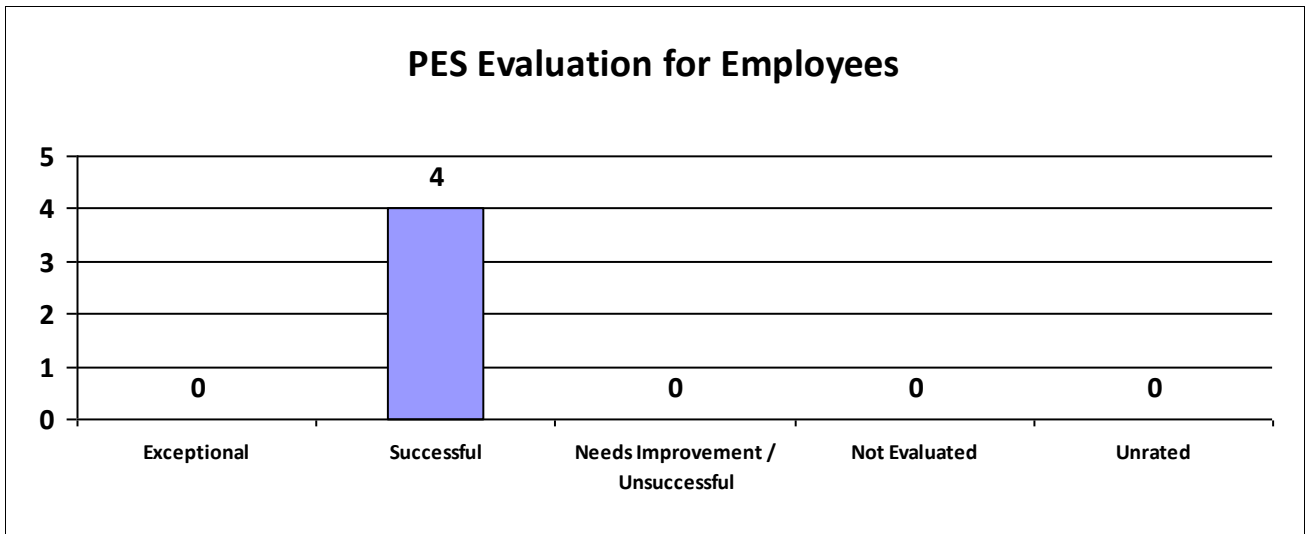
Information contained within this report reflects unaudited data provided directly to the Louisiana Department of State Civil Service by each state agency. Inconsistencies found throughout the report may be attributed to personnel changes not properly reflected in the agency's human resources information system during the performance evaluation period.



**State of Louisiana**  
**STATE CIVIL SERVICE**  
*PES Annual Report - Fiscal Year 2023-2024*

**Agency: Jennings Housing Authority**

Performance Year 07/01/2023 - 06/30/2024	Total # of Employees	Total %
Number of employees that were rated	4	100%
Number of employees that were unrated	0	0%




Information contained within this report reflects unaudited data provided directly to the Louisiana Department of State Civil Service by each state agency. Inconsistencies found throughout the report may be attributed to personnel changes not properly reflected in the agency's human resources information system during the performance evaluation period.



**State of Louisiana**  
**STATE CIVIL SERVICE**  
*PES Annual Report - Fiscal Year 2023-2024*

**Agency: Jonesboro Housing Authority**

Performance Year 07/01/2023 - 06/30/2024	Total # of Employees	Total %
Number of employees that were rated	6	100%
Number of employees that were unrated	0	0%



Information contained within this report reflects unaudited data provided directly to the Louisiana Department of State Civil Service by each state agency. Inconsistencies found throughout the report may be attributed to personnel changes not properly reflected in the agency's human resources information system during the performance evaluation period.

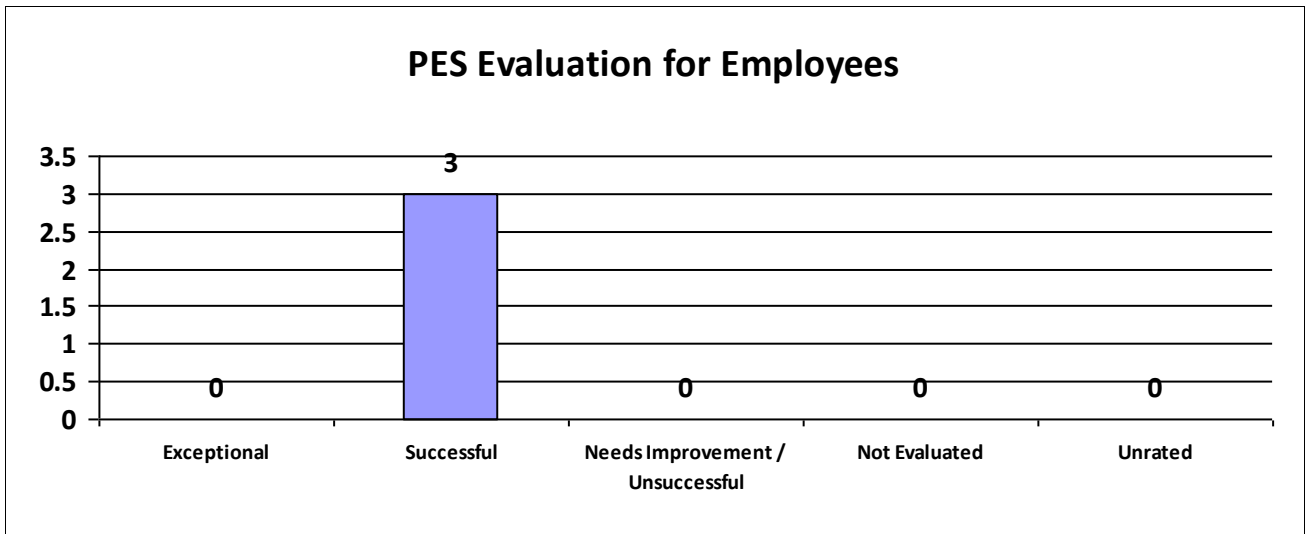




**State of Louisiana**  
**STATE CIVIL SERVICE**  
*PES Annual Report - Fiscal Year 2023-2024*

**Agency: Kaplan Housing Authority**

Performance Year 07/01/2023 - 06/30/2024	Total # of Employees	Total %
Number of employees that were rated	3	100%
Number of employees that were unrated	0	0%



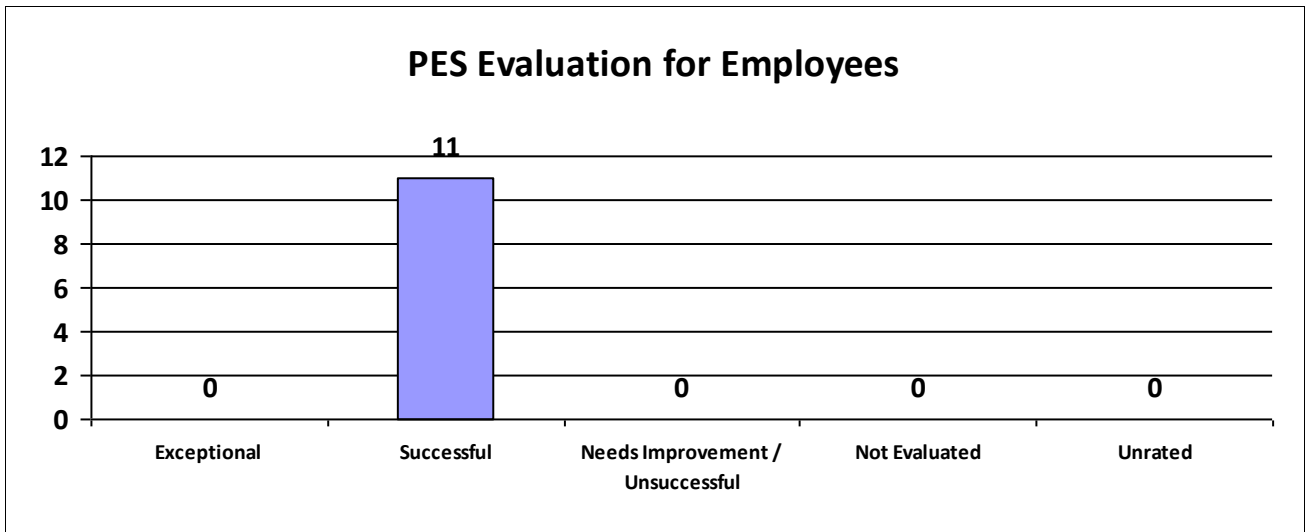
Information contained within this report reflects unaudited data provided directly to the Louisiana Department of State Civil Service by each state agency. Inconsistencies found throughout the report may be attributed to personnel changes not properly reflected in the agency's human resources information system during the performance evaluation period.



State of Louisiana  
**STATE CIVIL SERVICE**  
*PES Annual Report - Fiscal Year 2023-2024*

**Agency: Lafourche Parish Housing Authority**

Performance Year 07/01/2023 - 06/30/2024	Total # of Employees	Total %
Number of employees that were rated	11	100%
Number of employees that were unrated	0	0%



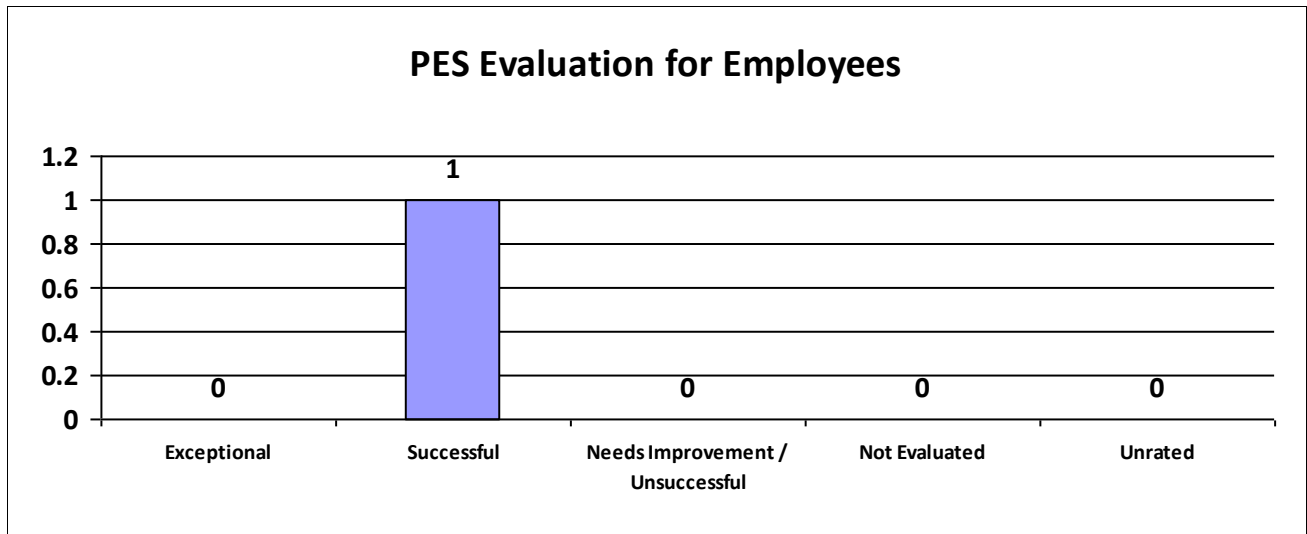
Information contained within this report reflects unaudited data provided directly to the Louisiana Department of State Civil Service by each state agency. Inconsistencies found throughout the report may be attributed to personnel changes not properly reflected in the agency's human resources information system during the performance evaluation period.



**State of Louisiana**  
**STATE CIVIL SERVICE**  
*PES Annual Report - Fiscal Year 2023-2024*

**Agency: Lake Arthur Housing Authority**

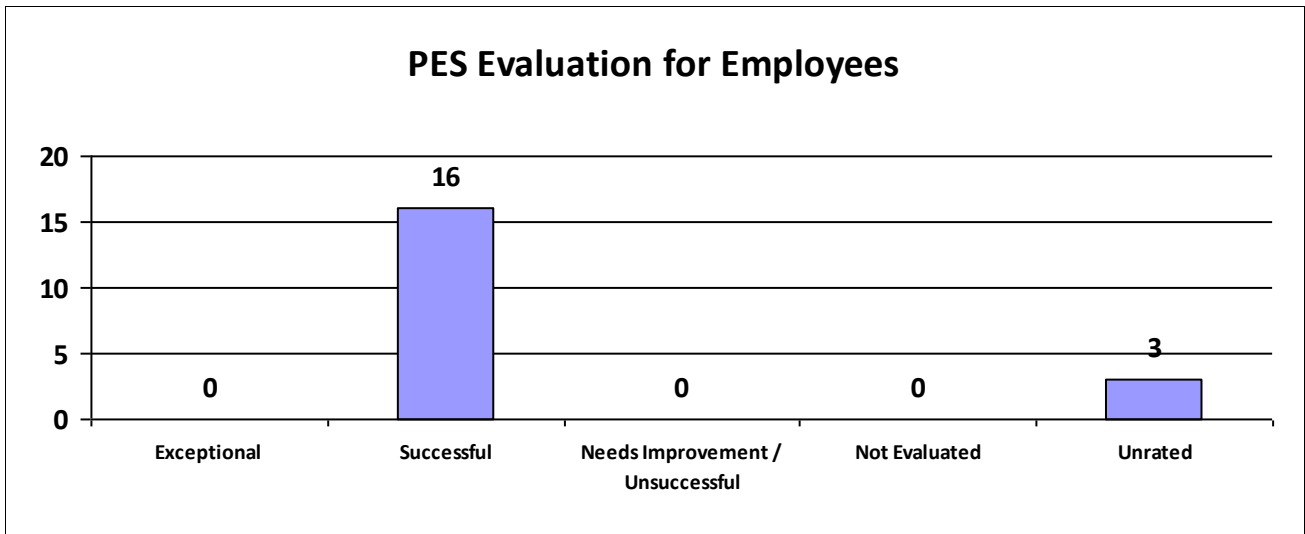
Performance Year 07/01/2023 - 06/30/2024	Total # of Employees	Total %
Number of employees that were rated	1	100%
Number of employees that were unrated	0	0%



Information contained within this report reflects unaudited data provided directly to the Louisiana Department of State Civil Service by each state agency. Inconsistencies found throughout the report may be attributed to personnel changes not properly reflected in the agency's human resources information system during the performance evaluation period.

**Agency: Lake Charles Housing Authority**

<b>Performance Year 07/01/2023 - 06/30/2024</b>	<b>Total # of Employees</b>	<b>Total %</b>
Number of employees that were rated	16	100%
Number of employees that were unrated	3	19%



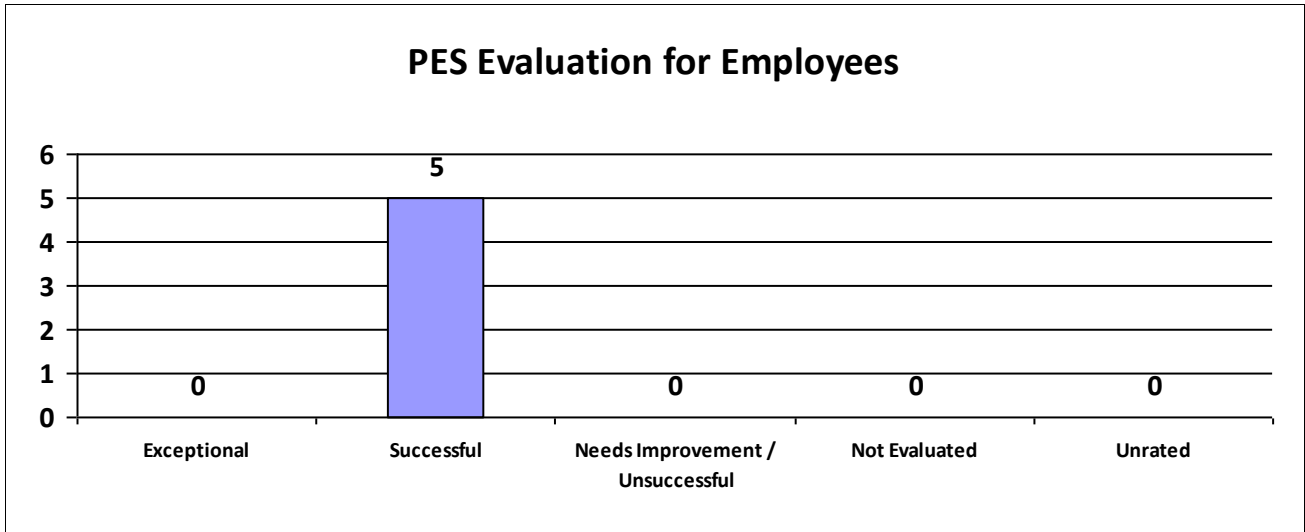
Information contained within this report reflects unaudited data provided directly to the Louisiana Department of State Civil Service by each state agency. Inconsistencies found throughout the report may be attributed to personnel changes not properly reflected in the agency's human resources information system during the performance evaluation period.



**State of Louisiana**  
**STATE CIVIL SERVICE**  
*PES Annual Report - Fiscal Year 2023-2024*

**Agency: Lake Providence Housing Authority**

Performance Year 07/01/2023 - 06/30/2024	Total # of Employees	Total %
Number of employees that were rated	5	100%
Number of employees that were unrated	0	0%



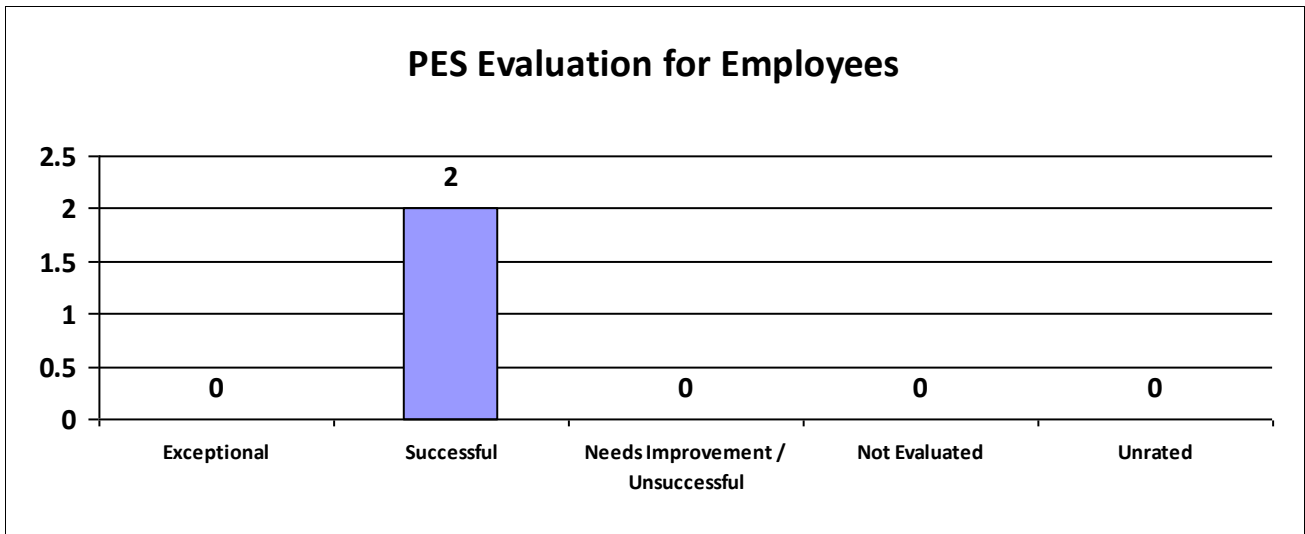
Information contained within this report reflects unaudited data provided directly to the Louisiana Department of State Civil Service by each state agency. Inconsistencies found throughout the report may be attributed to personnel changes not properly reflected in the agency's human resources information system during the performance evaluation period.



**State of Louisiana**  
**STATE CIVIL SERVICE**  
*PES Annual Report - Fiscal Year 2023-2024*

**Agency: Mamou Housing Authority**

Performance Year 07/01/2023 - 06/30/2024	Total # of Employees	Total %
Number of employees that were rated	2	100%
Number of employees that were unrated	0	0%




Information contained within this report reflects unaudited data provided directly to the Louisiana Department of State Civil Service by each state agency. Inconsistencies found throughout the report may be attributed to personnel changes not properly reflected in the agency's human resources information system during the performance evaluation period.



**State of Louisiana**  
**STATE CIVIL SERVICE**  
*PES Annual Report - Fiscal Year 2023-2024*

**Agency: Mansfield Housing Authority**

Performance Year 07/01/2023 - 06/30/2024	Total # of Employees	Total %
Number of employees that were rated	0	0%
Number of employees that were unrated	3	0%



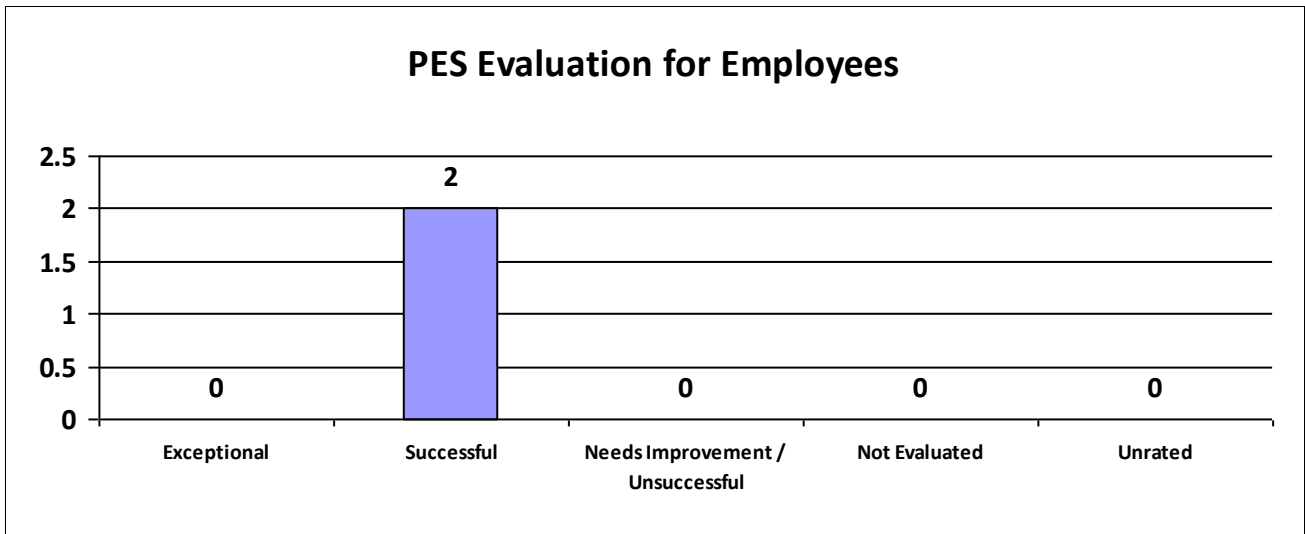
Information contained within this report reflects unaudited data provided directly to the Louisiana Department of State Civil Service by each state agency. Inconsistencies found throughout the report may be attributed to personnel changes not properly reflected in the agency's human resources information system during the performance evaluation period.



**State of Louisiana**  
**STATE CIVIL SERVICE**  
*PES Annual Report - Fiscal Year 2023-2024*

**Agency: Natchitoches Parish Housing Authority**

Performance Year 07/01/2023 - 06/30/2024	Total # of Employees	Total %
Number of employees that were rated	2	100%
Number of employees that were unrated	0	0%



Information contained within this report reflects unaudited data provided directly to the Louisiana Department of State Civil Service by each state agency. Inconsistencies found throughout the report may be attributed to personnel changes not properly reflected in the agency's human resources information system during the performance evaluation period.

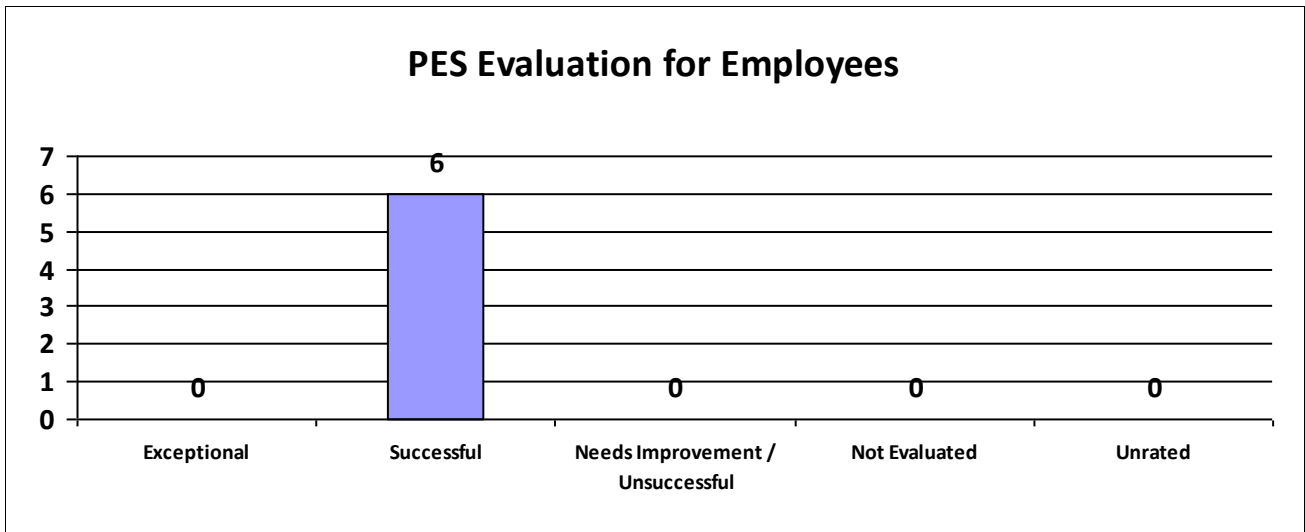




**State of Louisiana**  
**STATE CIVIL SERVICE**  
*PES Annual Report - Fiscal Year 2023-2024*

**Agency: Oakdale Housing Authority**

Performance Year 07/01/2023 - 06/30/2024	Total # of Employees	Total %
Number of employees that were rated	6	100%
Number of employees that were unrated	0	0%



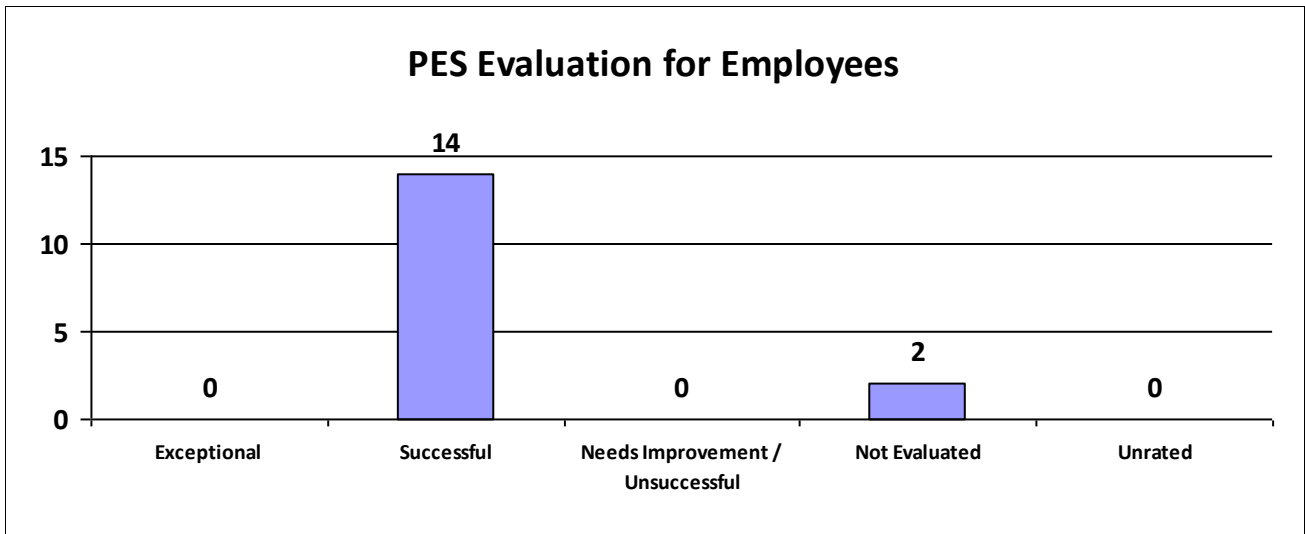
Information contained within this report reflects unaudited data provided directly to the Louisiana Department of State Civil Service by each state agency. Inconsistencies found throughout the report may be attributed to personnel changes not properly reflected in the agency's human resources information system during the performance evaluation period.



**State of Louisiana**  
**STATE CIVIL SERVICE**  
*PES Annual Report - Fiscal Year 2023-2024*

**Agency: Opelousas Housing Authority**

Performance Year 07/01/2023 - 06/30/2024	Total # of Employees	Total %
Number of employees that were rated	16	100%
Number of employees that were unrated	0	0%



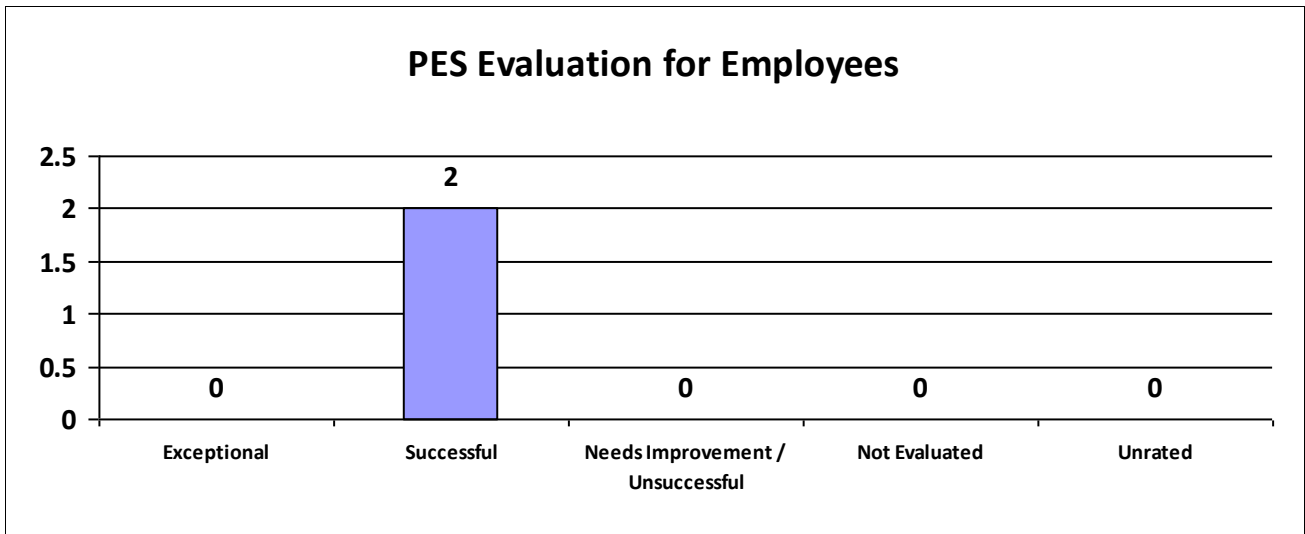
Information contained within this report reflects unaudited data provided directly to the Louisiana Department of State Civil Service by each state agency. Inconsistencies found throughout the report may be attributed to personnel changes not properly reflected in the agency's human resources information system during the performance evaluation period.



**State of Louisiana**  
**STATE CIVIL SERVICE**  
*PES Annual Report - Fiscal Year 2023-2024*

**Agency: Patterson Housing Authority**

Performance Year 07/01/2023 - 06/30/2024	Total # of Employees	Total %
Number of employees that were rated	2	100%
Number of employees that were unrated	0	0%



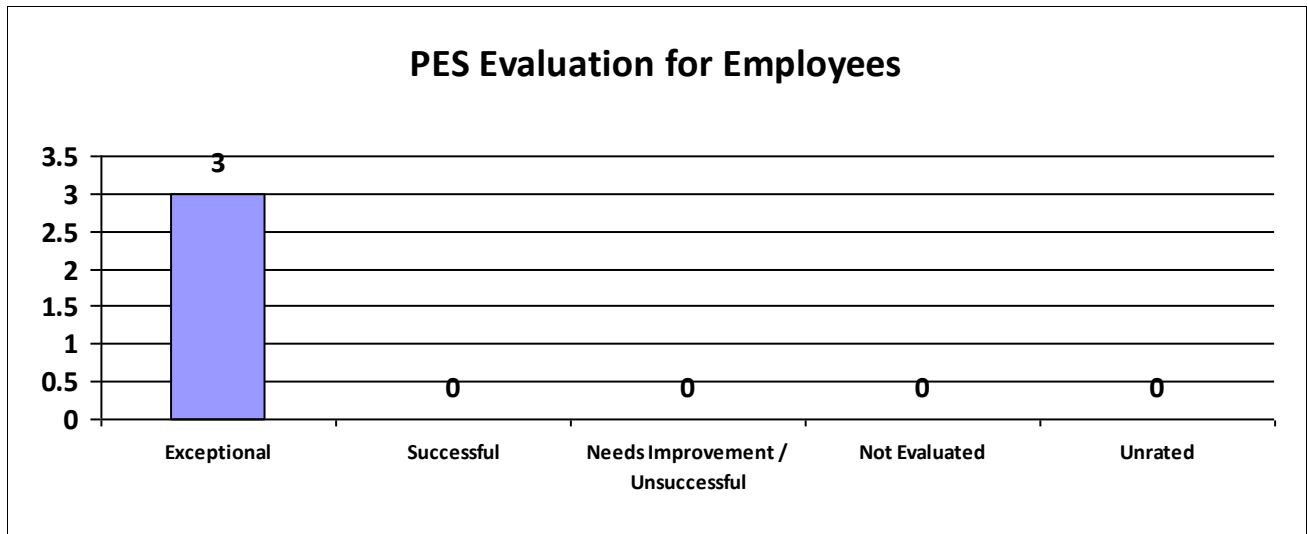
Information contained within this report reflects unaudited data provided directly to the Louisiana Department of State Civil Service by each state agency. Inconsistencies found throughout the report may be attributed to personnel changes not properly reflected in the agency's human resources information system during the performance evaluation period.



**State of Louisiana**  
**STATE CIVIL SERVICE**  
*PES Annual Report - Fiscal Year 2023-2024*

**Agency: Pineville Housing Authority**

Performance Year 07/01/2023 - 06/30/2024	Total # of Employees	Total %
Number of employees that were rated	3	100%
Number of employees that were unrated	0	0%



Information contained within this report reflects unaudited data provided directly to the Louisiana Department of State Civil Service by each state agency. Inconsistencies found throughout the report may be attributed to personnel changes not properly reflected in the agency's human resources information system during the performance evaluation period.



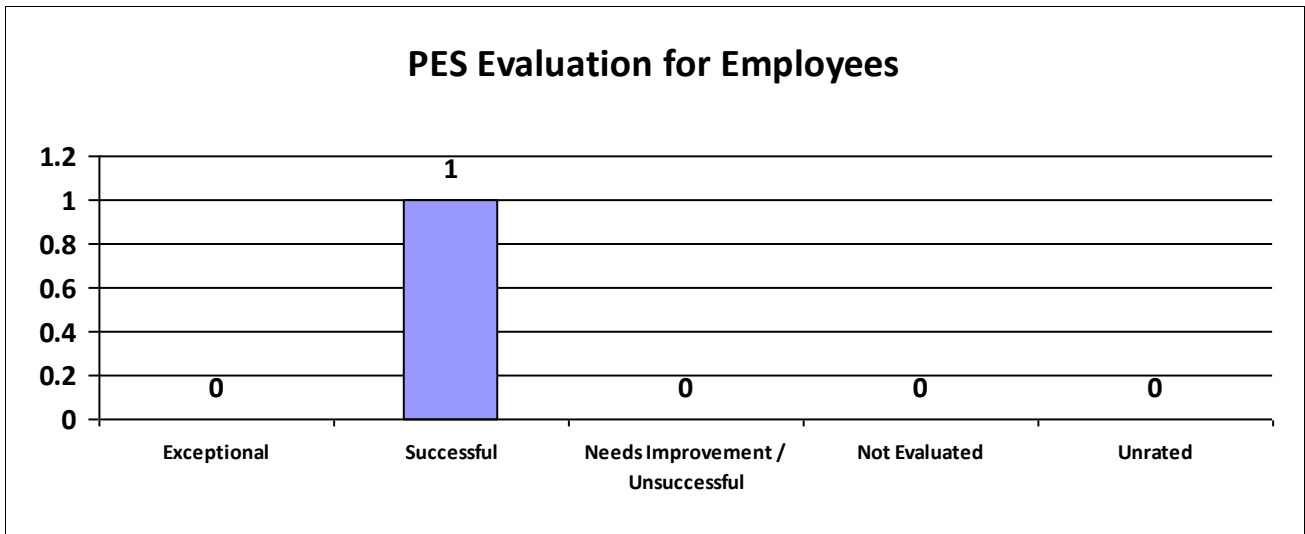
State of Louisiana

STATE CIVIL SERVICE

PES Annual Report - Fiscal Year 2023-2024

Agency: Ponchatoula Housing Authority

Performance Year 07/01/2023 - 06/30/2024	Total # of Employees	Total %
Number of employees that were rated	1	100%
Number of employees that were unrated	0	0%




Information contained within this report reflects unaudited data provided directly to the Louisiana Department of State Civil Service by each state agency. Inconsistencies found throughout the report may be attributed to personnel changes not properly reflected in the agency's human resources information system during the performance evaluation period.



**State of Louisiana**  
**STATE CIVIL SERVICE**  
*PES Annual Report - Fiscal Year 2023-2024*

**Agency: Rayne Housing Authority**

Performance Year 07/01/2023 - 06/30/2024	Total # of Employees	Total %
Number of employees that were rated	2	100%
Number of employees that were unrated	0	0%



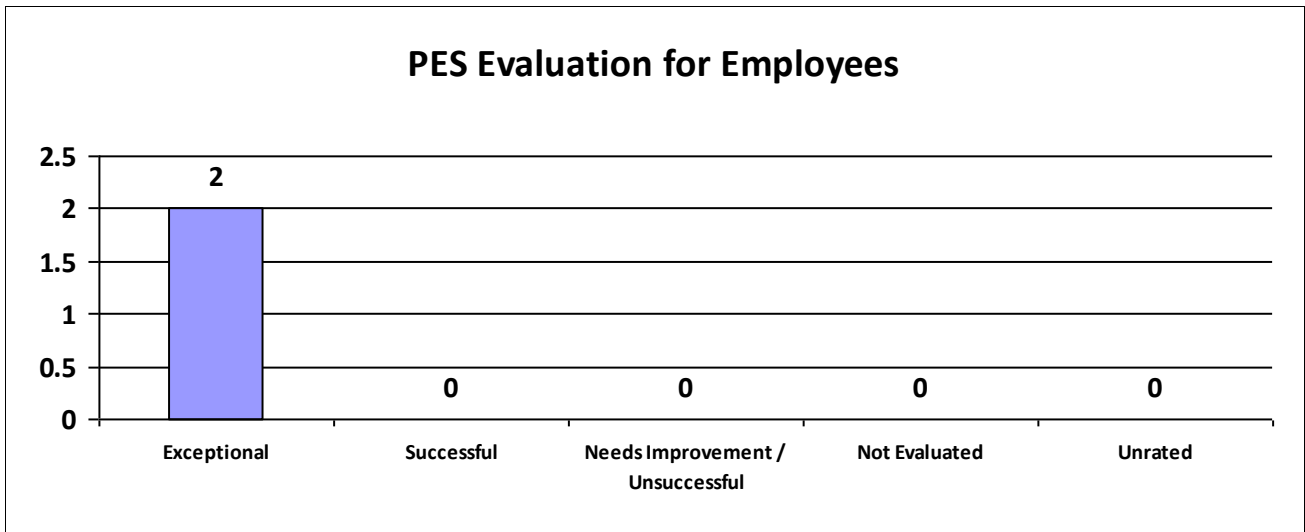
Information contained within this report reflects unaudited data provided directly to the Louisiana Department of State Civil Service by each state agency. Inconsistencies found throughout the report may be attributed to personnel changes not properly reflected in the agency's human resources information system during the performance evaluation period.



**State of Louisiana**  
**STATE CIVIL SERVICE**  
*PES Annual Report - Fiscal Year 2023-2024*

**Agency: Rayville Housing Authority**

Performance Year 07/01/2023 - 06/30/2024	Total # of Employees	Total %
Number of employees that were rated	2	100%
Number of employees that were unrated	0	0%



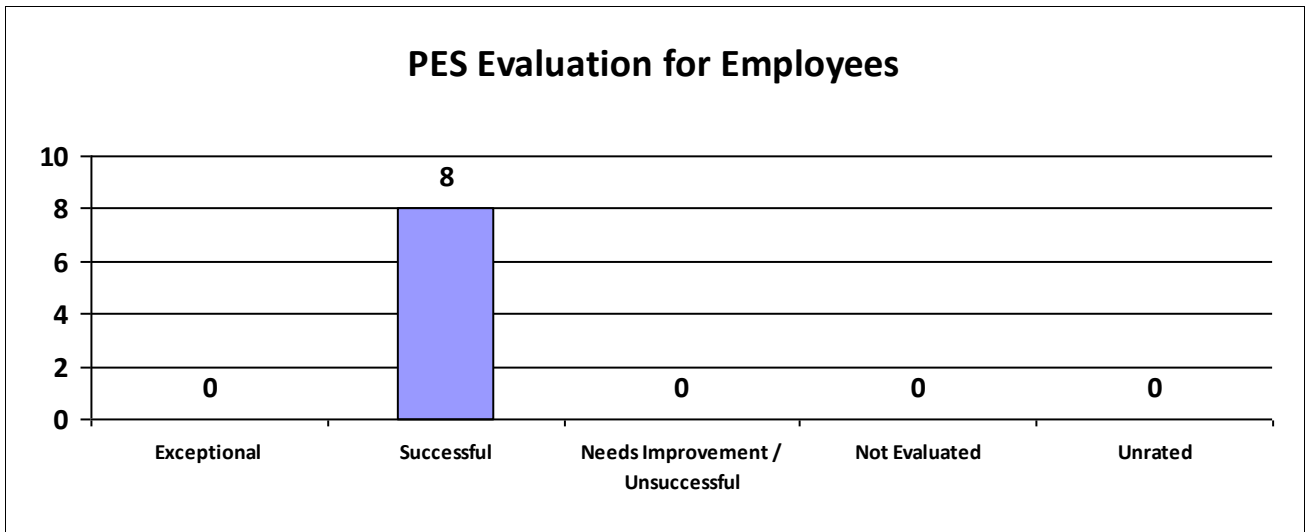
Information contained within this report reflects unaudited data provided directly to the Louisiana Department of State Civil Service by each state agency. Inconsistencies found throughout the report may be attributed to personnel changes not properly reflected in the agency's human resources information system during the performance evaluation period.



**State of Louisiana**  
**STATE CIVIL SERVICE**  
*PES Annual Report - Fiscal Year 2023-2024*

**Agency: Ruston Housing Authority**

Performance Year 07/01/2023 - 06/30/2024	Total # of Employees	Total %
Number of employees that were rated	8	100%
Number of employees that were unrated	0	0%



Information contained within this report reflects unaudited data provided directly to the Louisiana Department of State Civil Service by each state agency. Inconsistencies found throughout the report may be attributed to personnel changes not properly reflected in the agency's human resources information system during the performance evaluation period.

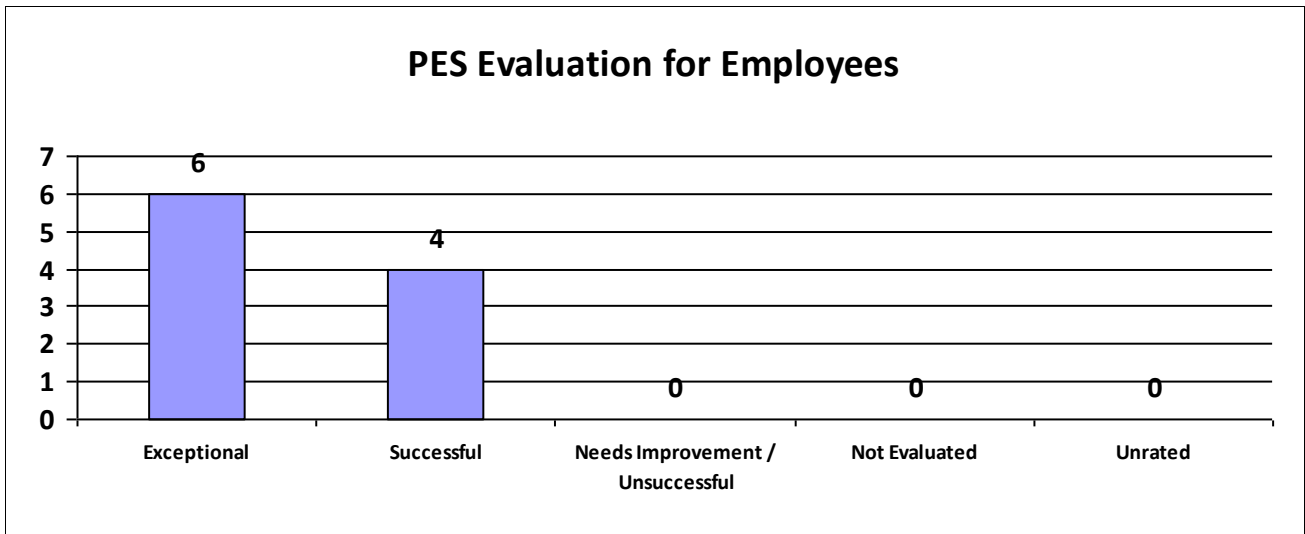




**State of Louisiana**  
**STATE CIVIL SERVICE**  
*PES Annual Report - Fiscal Year 2023-2024*

**Agency: Sabine Parish Housing Authority**

Performance Year 07/01/2023 - 06/30/2024	Total # of Employees	Total %
Number of employees that were rated	10	100%
Number of employees that were unrated	0	0%




Information contained within this report reflects unaudited data provided directly to the Louisiana Department of State Civil Service by each state agency. Inconsistencies found throughout the report may be attributed to personnel changes not properly reflected in the agency's human resources information system during the performance evaluation period.



**State of Louisiana**  
**STATE CIVIL SERVICE**  
*PES Annual Report - Fiscal Year 2023-2024*

**Agency: South Landry Housing Authority**

Performance Year 07/01/2023 - 06/30/2024	Total # of Employees	Total %
Number of employees that were rated	0	0%
Number of employees that were unrated	3	0%



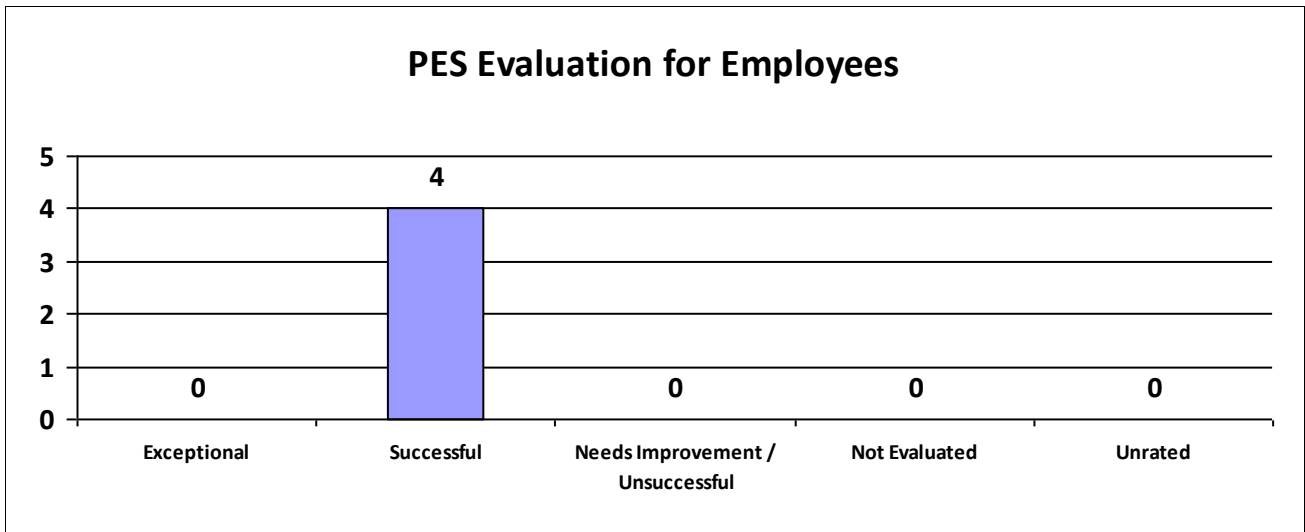
Information contained within this report reflects unaudited data provided directly to the Louisiana Department of State Civil Service by each state agency. Inconsistencies found throughout the report may be attributed to personnel changes not properly reflected in the agency's human resources information system during the performance evaluation period.



**State of Louisiana**  
**STATE CIVIL SERVICE**  
*PES Annual Report - Fiscal Year 2023-2024*

**Agency: St Charles Parish Housing Authority**

Performance Year 07/01/2023 - 06/30/2024	Total # of Employees	Total %
Number of employees that were rated	4	100%
Number of employees that were unrated	0	0%



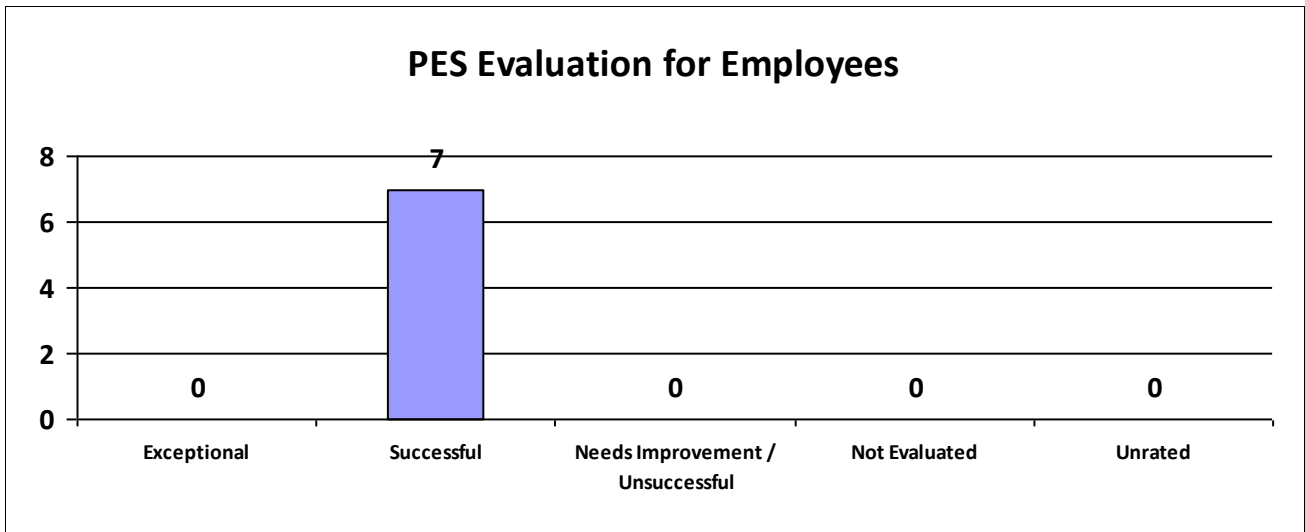
Information contained within this report reflects unaudited data provided directly to the Louisiana Department of State Civil Service by each state agency. Inconsistencies found throughout the report may be attributed to personnel changes not properly reflected in the agency's human resources information system during the performance evaluation period.



**State of Louisiana**  
**STATE CIVIL SERVICE**  
*PES Annual Report - Fiscal Year 2023-2024*

**Agency: St James Parish Housing Authority**

Performance Year 07/01/2023 - 06/30/2024	Total # of Employees	Total %
Number of employees that were rated	7	100%
Number of employees that were unrated	0	0%



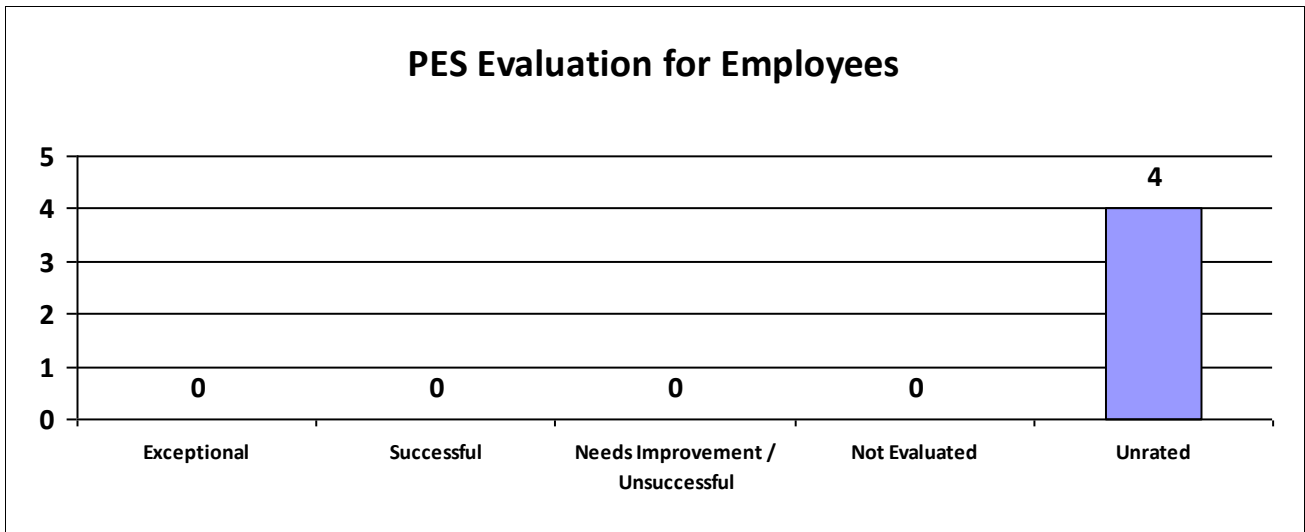
Information contained within this report reflects unaudited data provided directly to the Louisiana Department of State Civil Service by each state agency. Inconsistencies found throughout the report may be attributed to personnel changes not properly reflected in the agency's human resources information system during the performance evaluation period.



**State of Louisiana**  
**STATE CIVIL SERVICE**  
*PES Annual Report - Fiscal Year 2023-2024*

**Agency: St Landry Parish Housing Authority**

Performance Year 07/01/2023 - 06/30/2024	Total # of Employees	Total %
Number of employees that were rated	0	0%
Number of employees that were unrated	4	0%



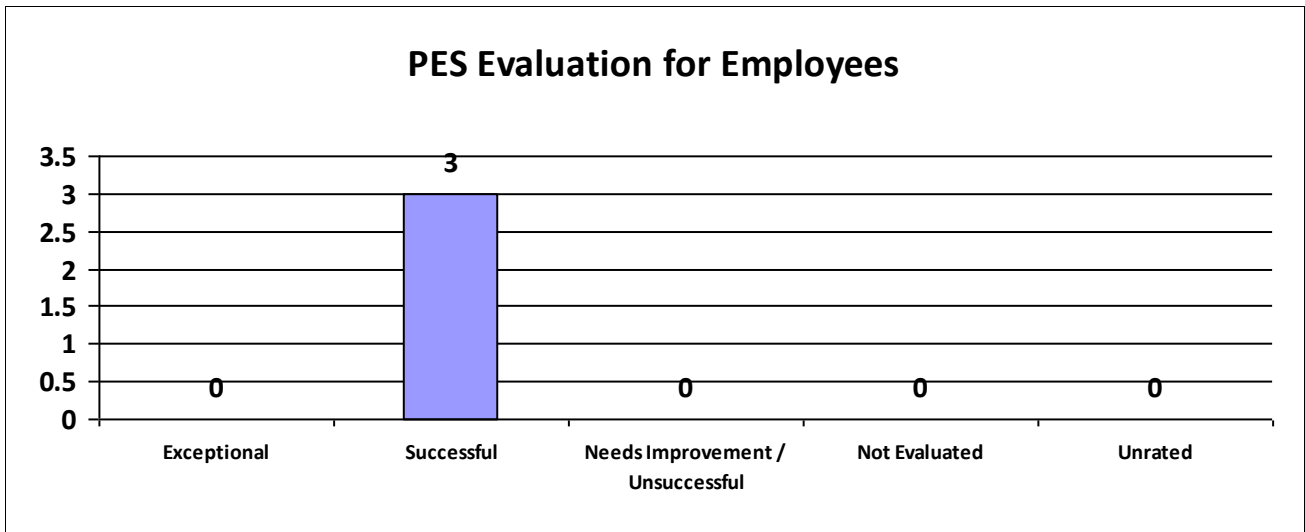
Information contained within this report reflects unaudited data provided directly to the Louisiana Department of State Civil Service by each state agency. Inconsistencies found throughout the report may be attributed to personnel changes not properly reflected in the agency's human resources information system during the performance evaluation period.



**State of Louisiana**  
**STATE CIVIL SERVICE**  
*PES Annual Report - Fiscal Year 2023-2024*

**Agency: St Martinville Housing Authority**

Performance Year 07/01/2023 - 06/30/2024	Total # of Employees	Total %
Number of employees that were rated	3	100%
Number of employees that were unrated	0	0%



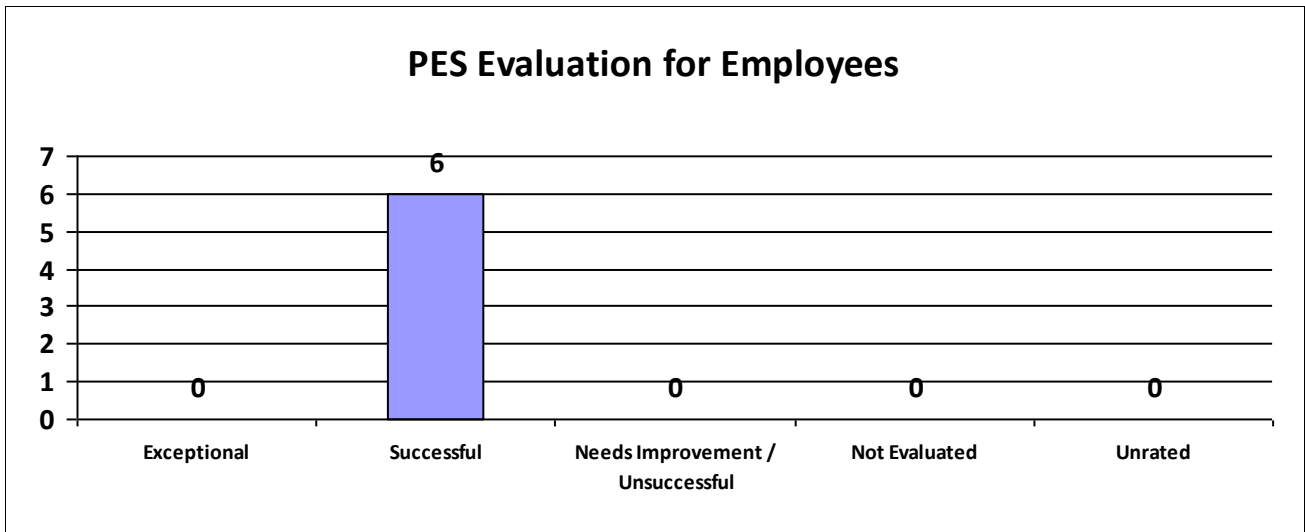
Information contained within this report reflects unaudited data provided directly to the Louisiana Department of State Civil Service by each state agency. Inconsistencies found throughout the report may be attributed to personnel changes not properly reflected in the agency's human resources information system during the performance evaluation period.



**State of Louisiana**  
**STATE CIVIL SERVICE**  
*PES Annual Report - Fiscal Year 2023-2024*

**Agency: Sulphur Housing Authority**

Performance Year 07/01/2023 - 06/30/2024	Total # of Employees	Total %
Number of employees that were rated	6	100%
Number of employees that were unrated	0	0%



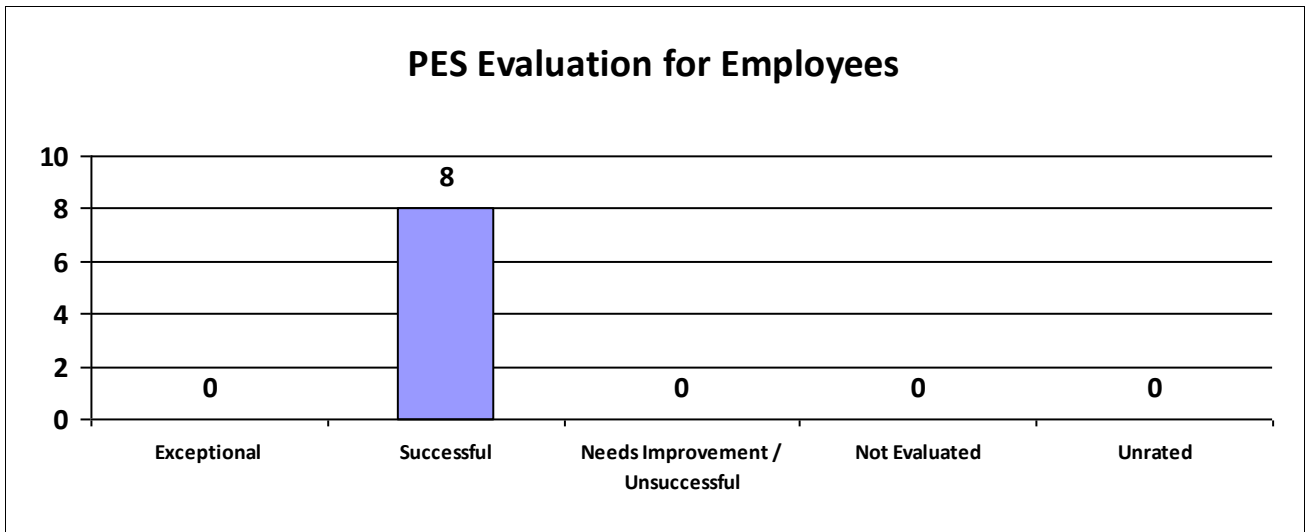
Information contained within this report reflects unaudited data provided directly to the Louisiana Department of State Civil Service by each state agency. Inconsistencies found throughout the report may be attributed to personnel changes not properly reflected in the agency's human resources information system during the performance evaluation period.



**State of Louisiana**  
**STATE CIVIL SERVICE**  
*PES Annual Report - Fiscal Year 2023-2024*

**Agency: Thibodaux Housing Authority**

Performance Year 07/01/2023 - 06/30/2024	Total # of Employees	Total %
Number of employees that were rated	8	100%
Number of employees that were unrated	0	0%



Information contained within this report reflects unaudited data provided directly to the Louisiana Department of State Civil Service by each state agency. Inconsistencies found throughout the report may be attributed to personnel changes not properly reflected in the agency's human resources information system during the performance evaluation period.

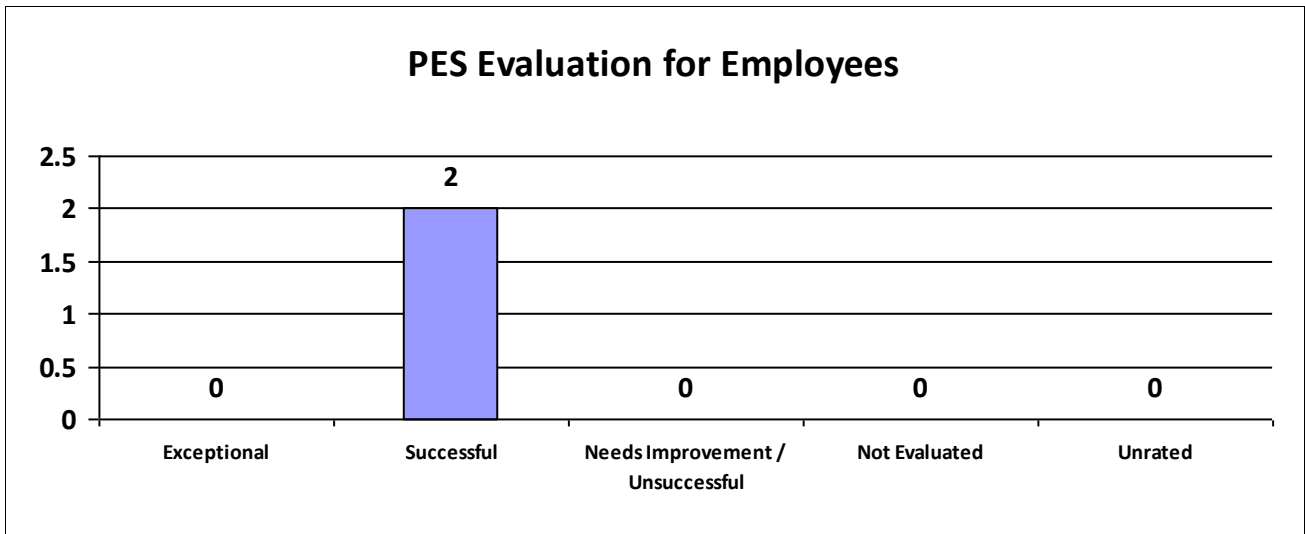




**State of Louisiana**  
**STATE CIVIL SERVICE**  
*PES Annual Report - Fiscal Year 2023-2024*

**Agency: Vernon Parish Housing Authority**

Performance Year 07/01/2023 - 06/30/2024	Total # of Employees	Total %
Number of employees that were rated	2	100%
Number of employees that were unrated	0	0%



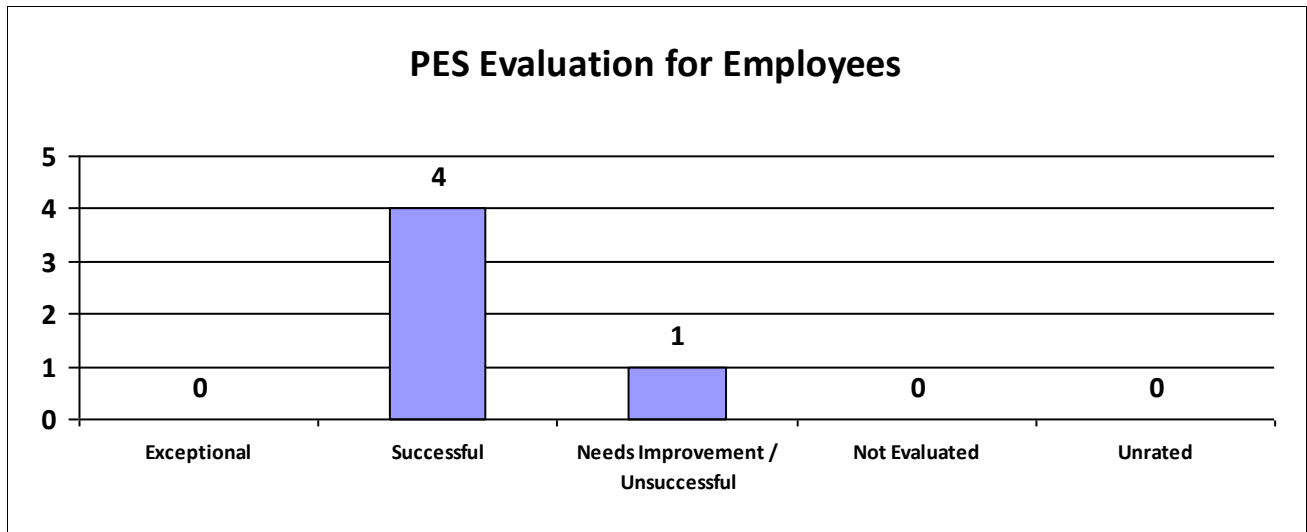
Information contained within this report reflects unaudited data provided directly to the Louisiana Department of State Civil Service by each state agency. Inconsistencies found throughout the report may be attributed to personnel changes not properly reflected in the agency's human resources information system during the performance evaluation period.



**State of Louisiana**  
**STATE CIVIL SERVICE**  
*PES Annual Report - Fiscal Year 2023-2024*

**Agency: Ville Platte Housing Authority**

Performance Year 07/01/2023 - 06/30/2024	Total # of Employees	Total %
Number of employees that were rated	5	100%
Number of employees that were unrated	0	0%



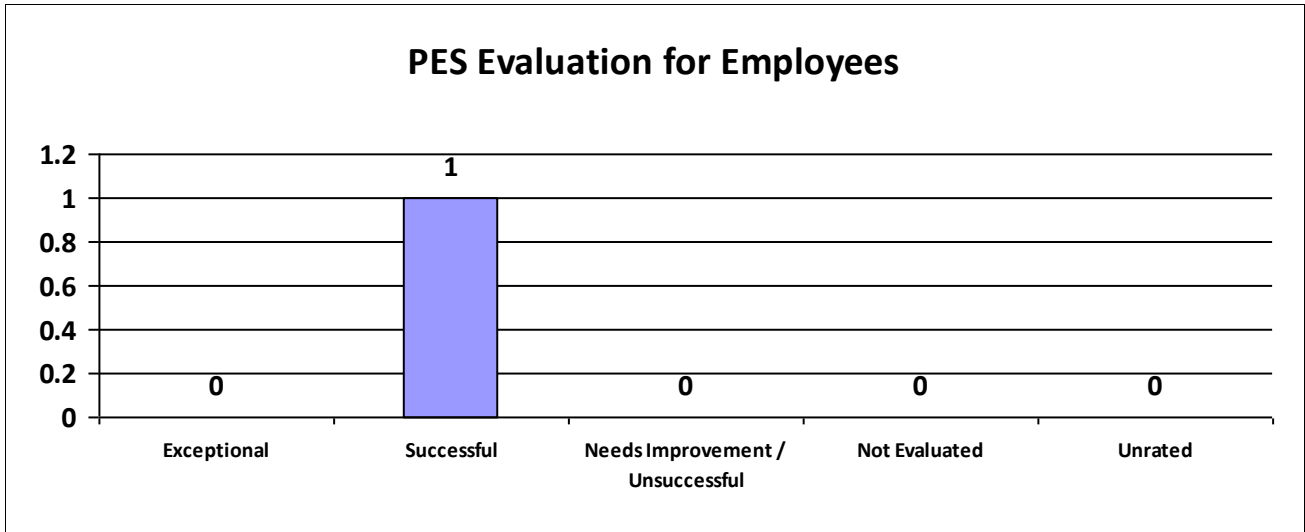
Information contained within this report reflects unaudited data provided directly to the Louisiana Department of State Civil Service by each state agency. Inconsistencies found throughout the report may be attributed to personnel changes not properly reflected in the agency's human resources information system during the performance evaluation period.



**State of Louisiana**  
**STATE CIVIL SERVICE**  
*PES Annual Report - Fiscal Year 2023-2024*

**Agency: Vinton Housing Authority**

Performance Year 07/01/2023 - 06/30/2024	Total # of Employees	Total %
Number of employees that were rated	1	100%
Number of employees that were unrated	0	0%




Information contained within this report reflects unaudited data provided directly to the Louisiana Department of State Civil Service by each state agency. Inconsistencies found throughout the report may be attributed to personnel changes not properly reflected in the agency's human resources information system during the performance evaluation period.



**State of Louisiana**  
**STATE CIVIL SERVICE**  
*PES Annual Report - Fiscal Year 2023-2024*

**Agency: Westwego Housing Authority**

Performance Year 07/01/2023 - 06/30/2024	Total # of Employees	Total %
Number of employees that were rated	0	0%
Number of employees that were unrated	6	0%




Information contained within this report reflects unaudited data provided directly to the Louisiana Department of State Civil Service by each state agency. Inconsistencies found throughout the report may be attributed to personnel changes not properly reflected in the agency's human resources information system during the performance evaluation period.



**State of Louisiana**  
**STATE CIVIL SERVICE**  
*PES Annual Report - Fiscal Year 2023-2024*

**Agency: Winnsboro Housing Authority**

Performance Year 07/01/2023 - 06/30/2024	Total # of Employees	Total %
Number of employees that were rated	0	0%
Number of employees that were unrated	5	0%



Information contained within this report reflects unaudited data provided directly to the Louisiana Department of State Civil Service by each state agency. Inconsistencies found throughout the report may be attributed to personnel changes not properly reflected in the agency's human resources information system during the performance evaluation period.



**State of Louisiana**  
**STATE CIVIL SERVICE**  
*PES Annual Report - Fiscal Year 2023-2024*

**Major Department: LOUISIANA DEPARTMENT OF HEALTH**

<b>Performance Year 07/01/2023 - 06/30/2024</b>	<b>Total # of Employees</b>	<b>Total %</b>
Number of employees that were rated	7,070	100%
Number of employees that were unrated	45	0.64%
Number of employees that were rated Exceptional	649	9%
Number of employees that were rated Successful	5,930	83.88%
Number of employees that were rated Needs Improvement / Unsuccessful	174	2%
Number of employees that were rated Not Evaluated	317	4.48%
Number of employees that were rated Unrated	45	1%

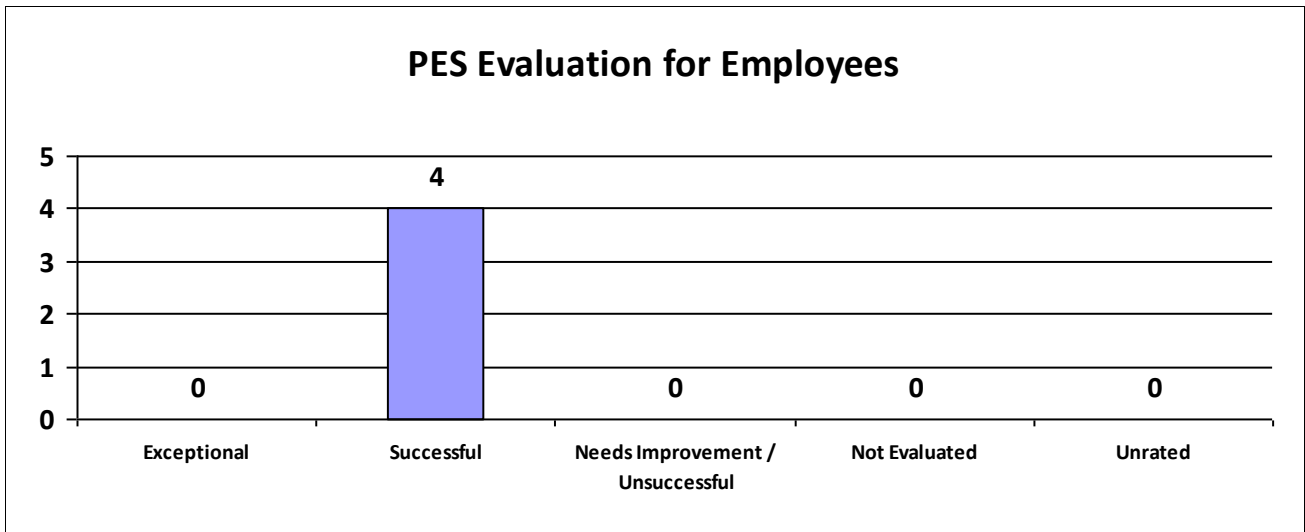
Information contained within this report reflects unaudited data provided directly to the Louisiana Department of State Civil Service by each state agency. Inconsistencies found throughout the report may be attributed to personnel changes not properly reflected in the agency's human resources information system during the performance evaluation period.



**State of Louisiana**  
**STATE CIVIL SERVICE**  
*PES Annual Report - Fiscal Year 2023-2024*

**Agency: Dentistry La St Bd /LDH**

Performance Year 07/01/2023 - 06/30/2024	Total # of Employees	Total %
Number of employees that were rated	4	100%
Number of employees that were unrated	0	0%



Information contained within this report reflects unaudited data provided directly to the Louisiana Department of State Civil Service by each state agency. Inconsistencies found throughout the report may be attributed to personnel changes not properly reflected in the agency's human resources information system during the performance evaluation period.



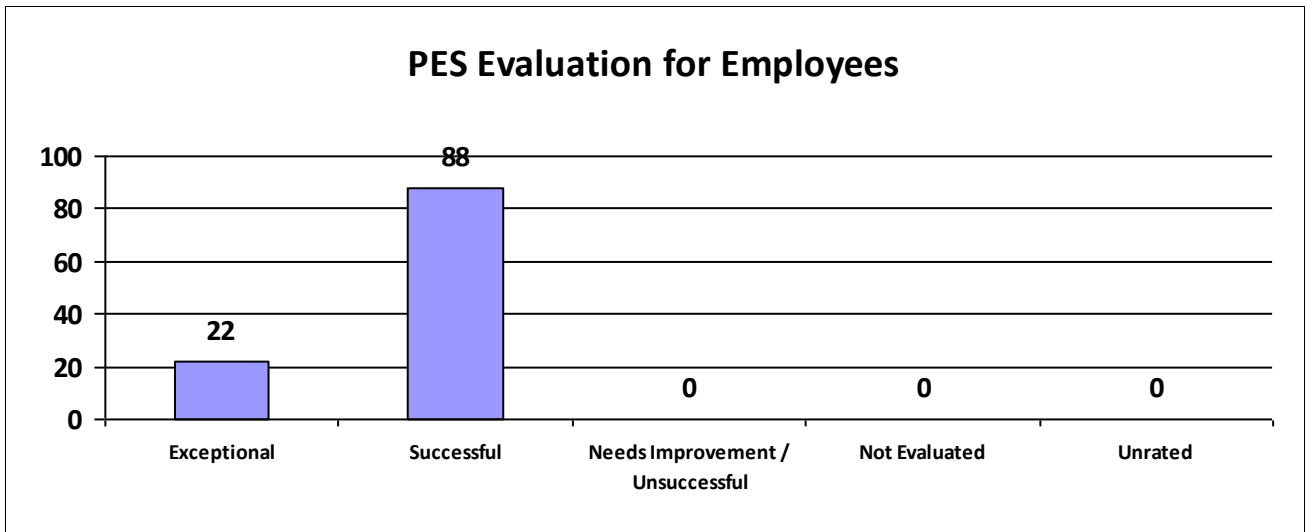
State of Louisiana

STATE CIVIL SERVICE

PES Annual Report - Fiscal Year 2023-2024

Agency: LDH-Acadiana Area Hman Svc Dst

Performance Year 07/01/2023 - 06/30/2024	Total # of Employees	Total %
Number of employees that were rated	110	100%
Number of employees that were unrated	0	0%

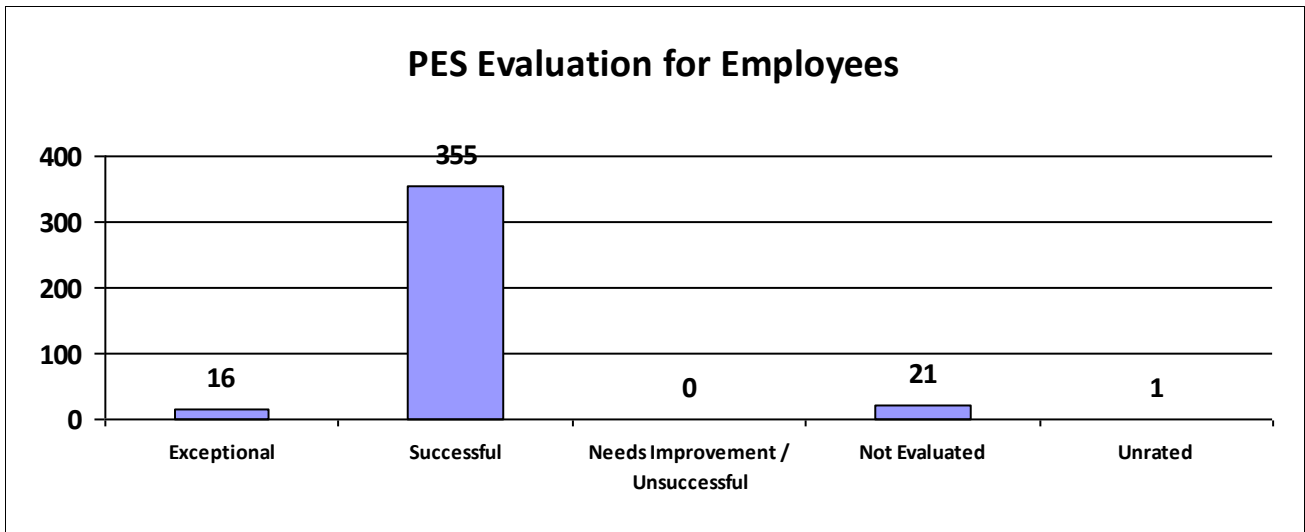


Information contained within this report reflects unaudited data provided directly to the Louisiana Department of State Civil Service by each state agency. Inconsistencies found throughout the report may be attributed to personnel changes not properly reflected in the agency's human resources information system during the performance evaluation period.



**Agency: LDH-Aging and Adult Services**

<b>Performance Year 07/01/2023 - 06/30/2024</b>	<b>Total # of Employees</b>	<b>Total %</b>
Number of employees that were rated	392	100%
Number of employees that were unrated	1	0%



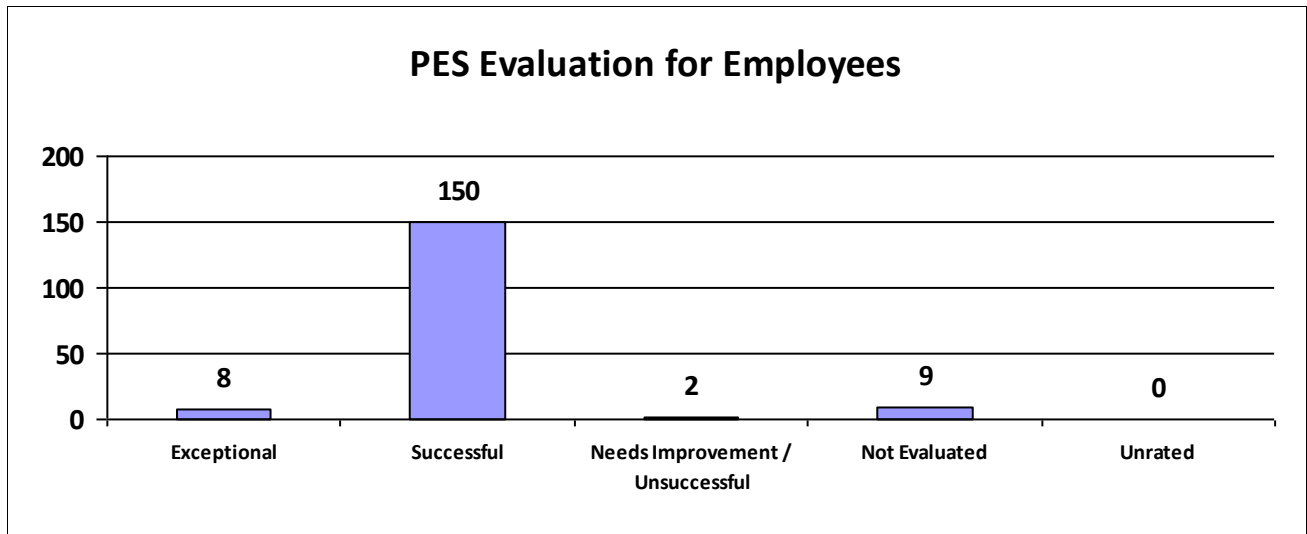
Information contained within this report reflects unaudited data provided directly to the Louisiana Department of State Civil Service by each state agency. Inconsistencies found throughout the report may be attributed to personnel changes not properly reflected in the agency's human resources information system during the performance evaluation period.



**State of Louisiana**  
**STATE CIVIL SERVICE**  
*PES Annual Report - Fiscal Year 2023-2024*

**Agency: LDH-Capital Area Human Svc Dst**

Performance Year 07/01/2023 - 06/30/2024	Total # of Employees	Total %
Number of employees that were rated	169	100%
Number of employees that were unrated	0	0%



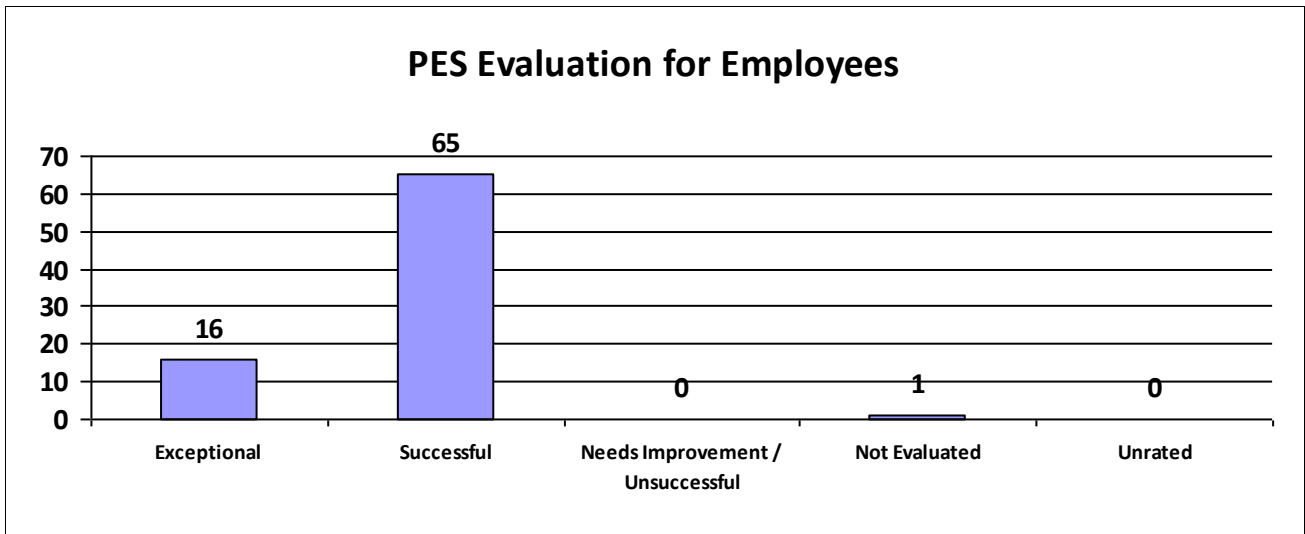
Information contained within this report reflects unaudited data provided directly to the Louisiana Department of State Civil Service by each state agency. Inconsistencies found throughout the report may be attributed to personnel changes not properly reflected in the agency's human resources information system during the performance evaluation period.



State of Louisiana  
**STATE CIVIL SERVICE**  
*PES Annual Report - Fiscal Year 2023-2024*

**Agency: LDH-Central LA Hum Svc Dist**

Performance Year 07/01/2023 - 06/30/2024	Total # of Employees	Total %
Number of employees that were rated	82	100%
Number of employees that were unrated	0	0%



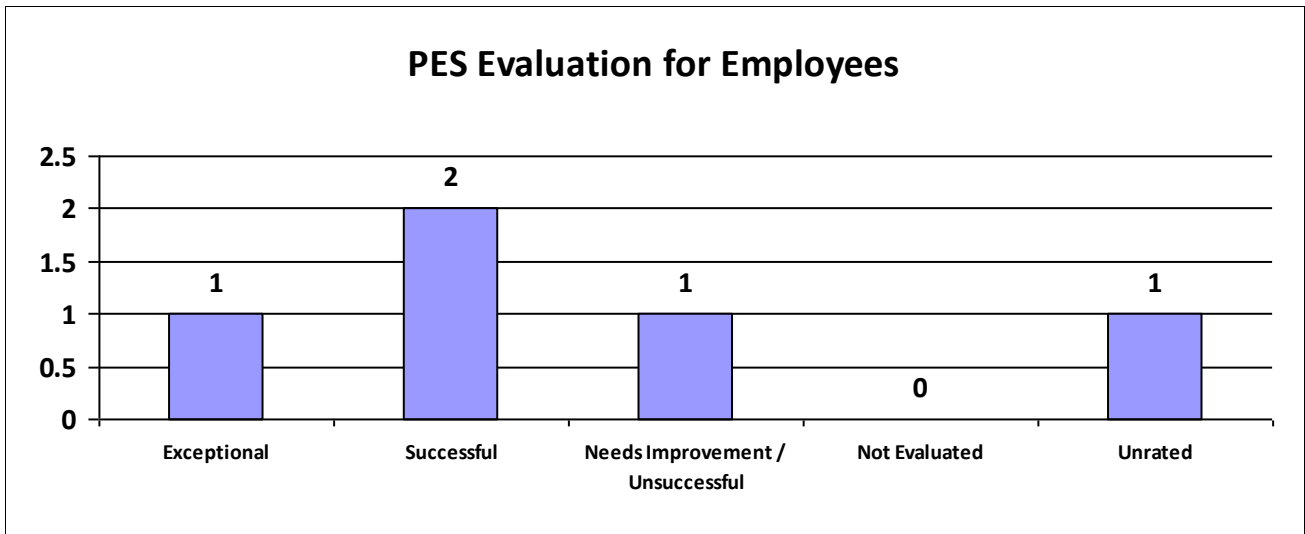
Information contained within this report reflects unaudited data provided directly to the Louisiana Department of State Civil Service by each state agency. Inconsistencies found throughout the report may be attributed to personnel changes not properly reflected in the agency's human resources information system during the performance evaluation period.



**State of Louisiana**  
**STATE CIVIL SERVICE**  
*PES Annual Report - Fiscal Year 2023-2024*

**Agency: LDH-Developml Disabilities Cn**

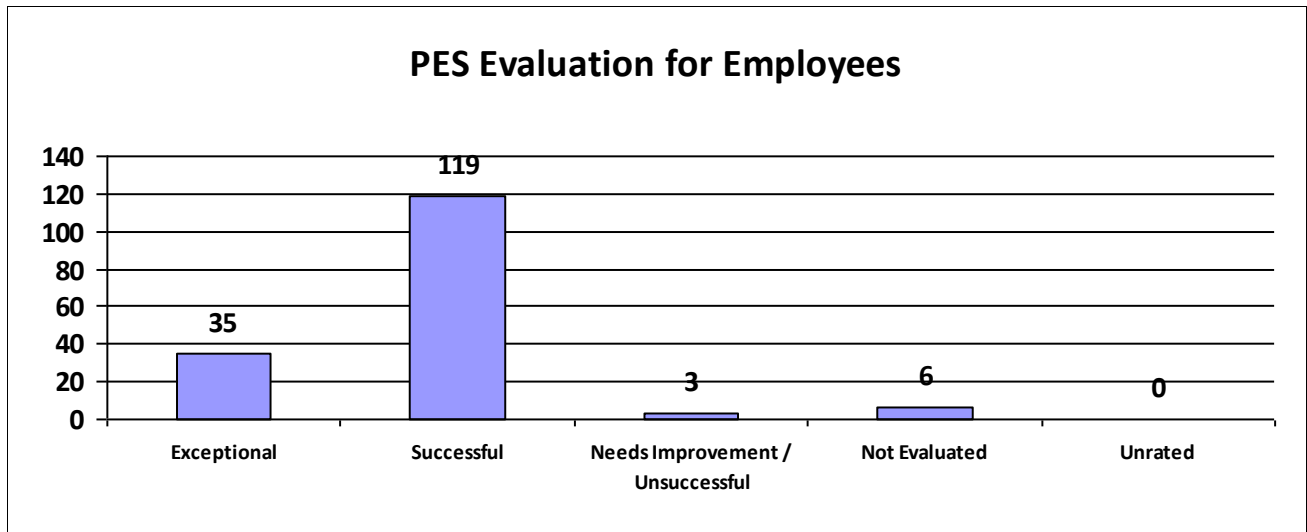
Performance Year 07/01/2023 - 06/30/2024	Total # of Employees	Total %
Number of employees that were rated	4	100%
Number of employees that were unrated	1	25%



Information contained within this report reflects unaudited data provided directly to the Louisiana Department of State Civil Service by each state agency. Inconsistencies found throughout the report may be attributed to personnel changes not properly reflected in the agency's human resources information system during the performance evaluation period.

**Agency: LDH-FI Parishes Human Srv Auth**

<b>Performance Year 07/01/2023 - 06/30/2024</b>	<b>Total # of Employees</b>	<b>Total %</b>
Number of employees that were rated	163	100%
Number of employees that were unrated	0	0%



Information contained within this report reflects unaudited data provided directly to the Louisiana Department of State Civil Service by each state agency. Inconsistencies found throughout the report may be attributed to personnel changes not properly reflected in the agency's human resources information system during the performance evaluation period.



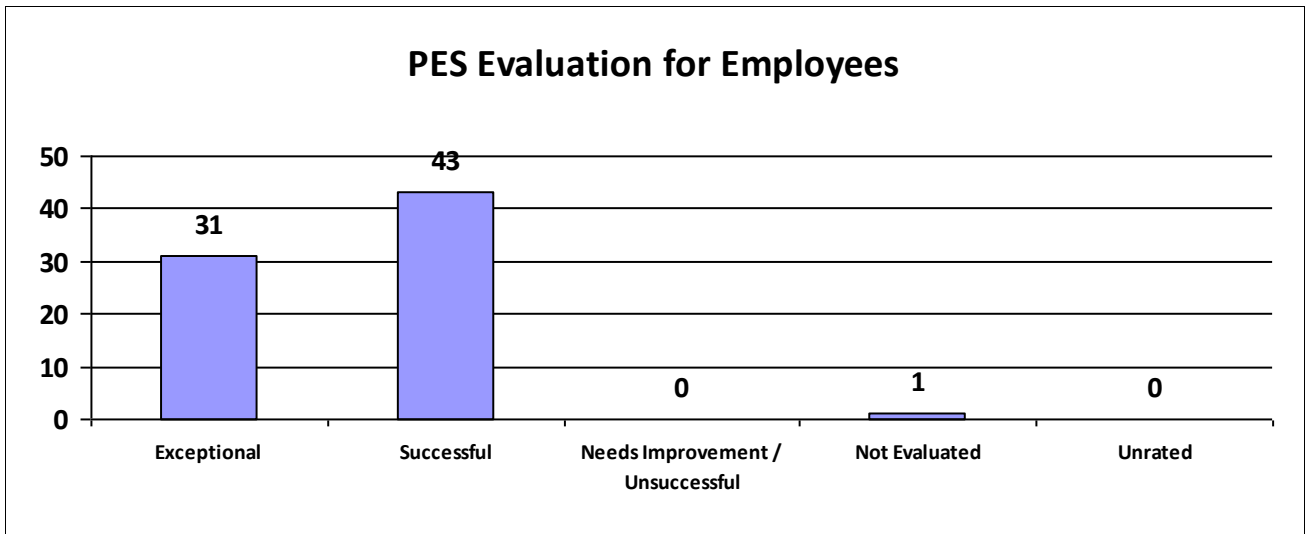
State of Louisiana

STATE CIVIL SERVICE

PES Annual Report - Fiscal Year 2023-2024

Agency: LDH-Imperial Calc Hum Svc Auth

Performance Year 07/01/2023 - 06/30/2024	Total # of Employees	Total %
Number of employees that were rated	75	100%
Number of employees that were unrated	0	0%



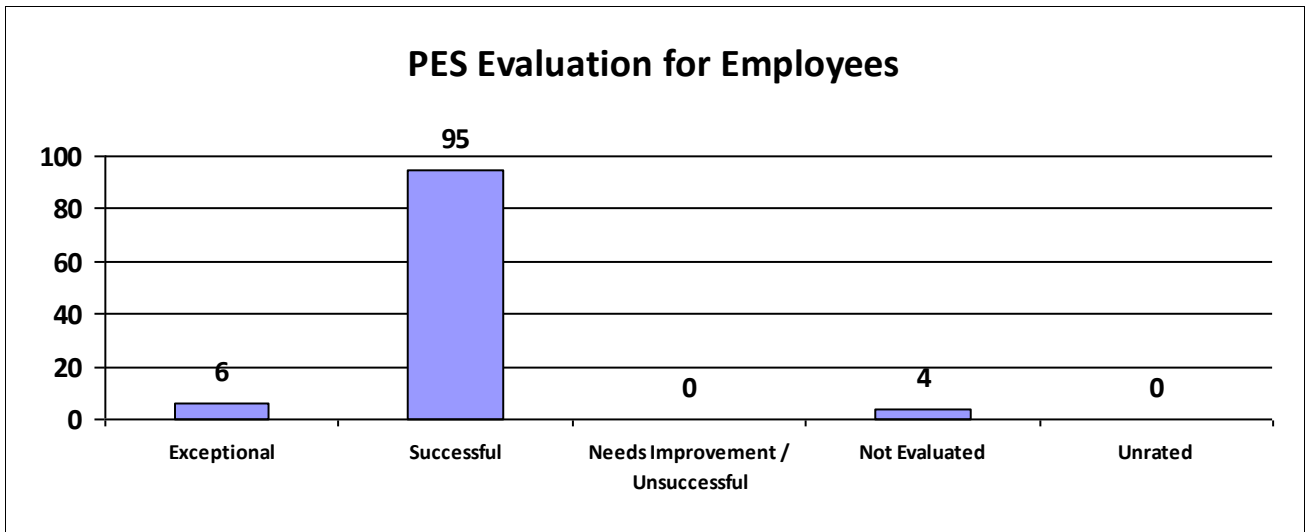
Information contained within this report reflects unaudited data provided directly to the Louisiana Department of State Civil Service by each state agency. Inconsistencies found throughout the report may be attributed to personnel changes not properly reflected in the agency's human resources information system during the performance evaluation period.



**State of Louisiana**  
**STATE CIVIL SERVICE**  
*PES Annual Report - Fiscal Year 2023-2024*

**Agency: LDH-Jeff Parish Human Srv Auth**

Performance Year 07/01/2023 - 06/30/2024	Total # of Employees	Total %
Number of employees that were rated	105	100%
Number of employees that were unrated	0	0%



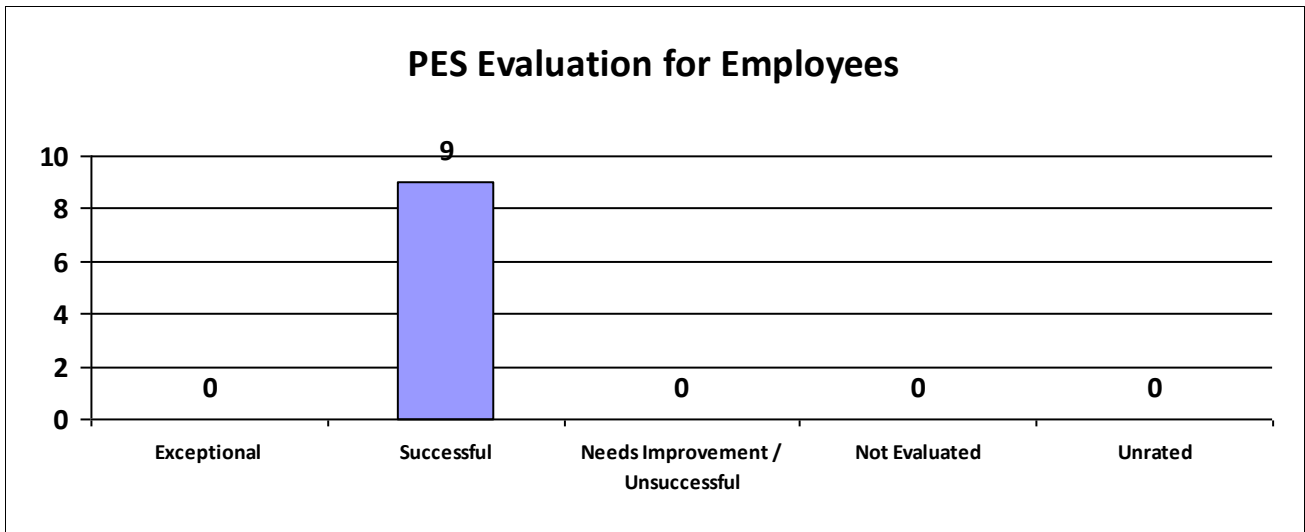
Information contained within this report reflects unaudited data provided directly to the Louisiana Department of State Civil Service by each state agency. Inconsistencies found throughout the report may be attributed to personnel changes not properly reflected in the agency's human resources information system during the performance evaluation period.



**State of Louisiana**  
**STATE CIVIL SERVICE**  
*PES Annual Report - Fiscal Year 2023-2024*

**Agency: LDH-LA Emergency Response Net**

Performance Year 07/01/2023 - 06/30/2024	Total # of Employees	Total %
Number of employees that were rated	9	100%
Number of employees that were unrated	0	0%

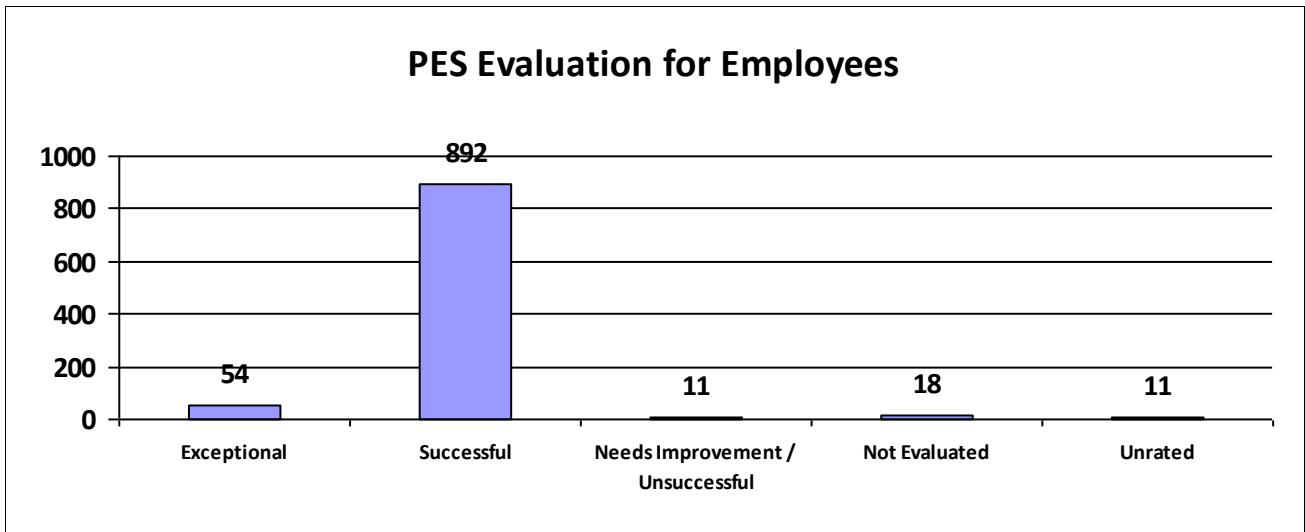


Information contained within this report reflects unaudited data provided directly to the Louisiana Department of State Civil Service by each state agency. Inconsistencies found throughout the report may be attributed to personnel changes not properly reflected in the agency's human resources information system during the performance evaluation period.



**Agency: LDH-Medical Vendor Admin**

<b>Performance Year 07/01/2023 - 06/30/2024</b>	<b>Total # of Employees</b>	<b>Total %</b>
Number of employees that were rated	975	100%
Number of employees that were unrated	11	1%



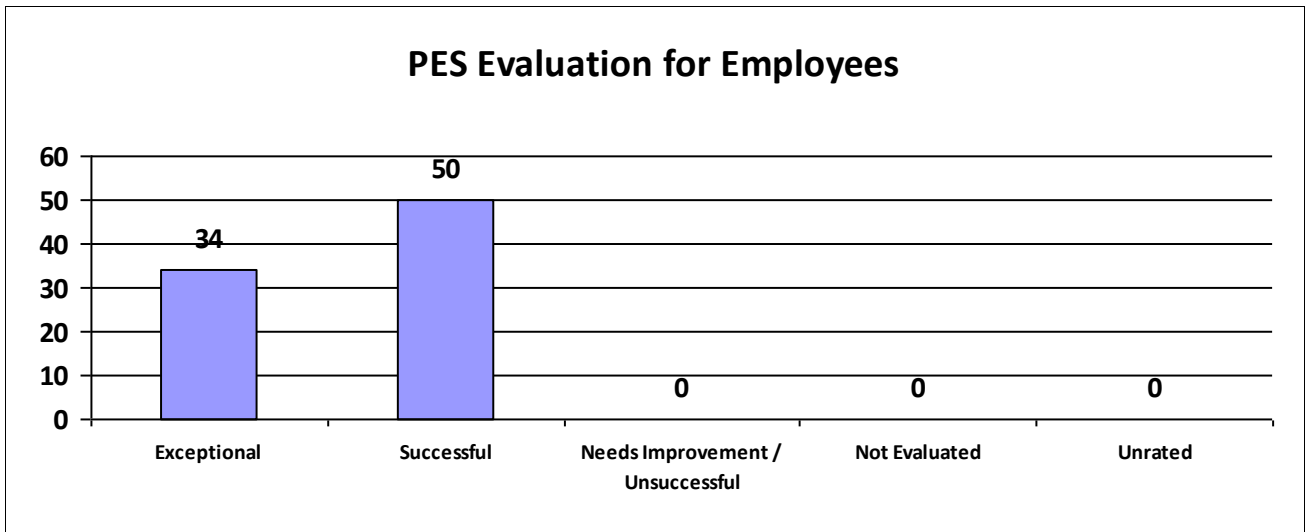
Information contained within this report reflects unaudited data provided directly to the Louisiana Department of State Civil Service by each state agency. Inconsistencies found throughout the report may be attributed to personnel changes not properly reflected in the agency's human resources information system during the performance evaluation period.



**State of Louisiana**  
**STATE CIVIL SERVICE**  
*PES Annual Report - Fiscal Year 2023-2024*

**Agency: LDH-NE Delta Human Svc Auth**

Performance Year 07/01/2023 - 06/30/2024	Total # of Employees	Total %
Number of employees that were rated	84	100%
Number of employees that were unrated	0	0%



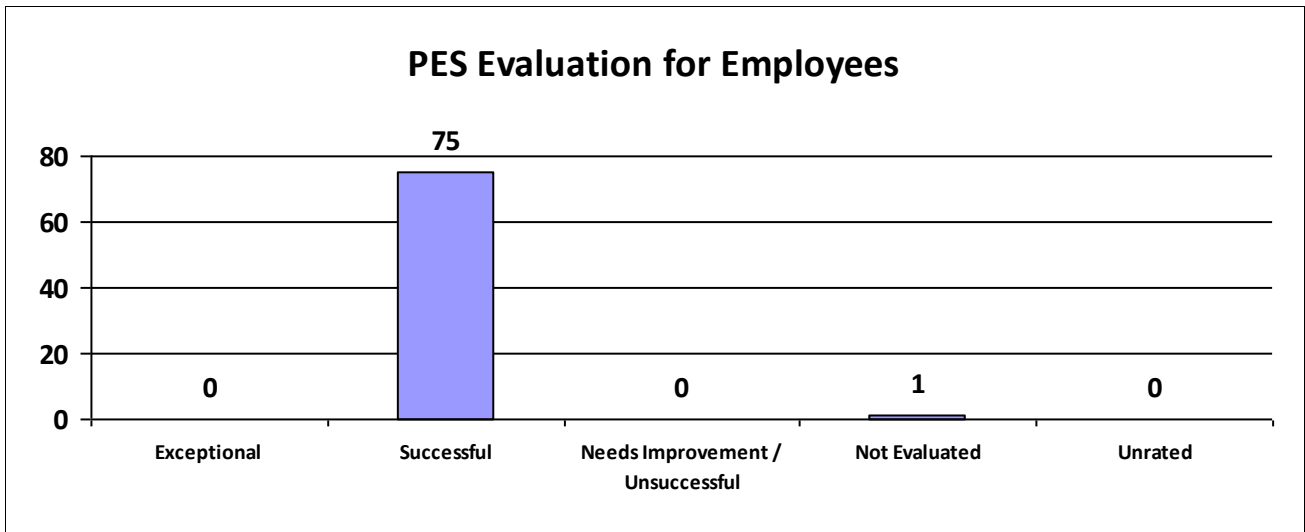
Information contained within this report reflects unaudited data provided directly to the Louisiana Department of State Civil Service by each state agency. Inconsistencies found throughout the report may be attributed to personnel changes not properly reflected in the agency's human resources information system during the performance evaluation period.



**State of Louisiana**  
**STATE CIVIL SERVICE**  
*PES Annual Report - Fiscal Year 2023-2024*

**Agency: LDH-NW LA Hum Svcs District**

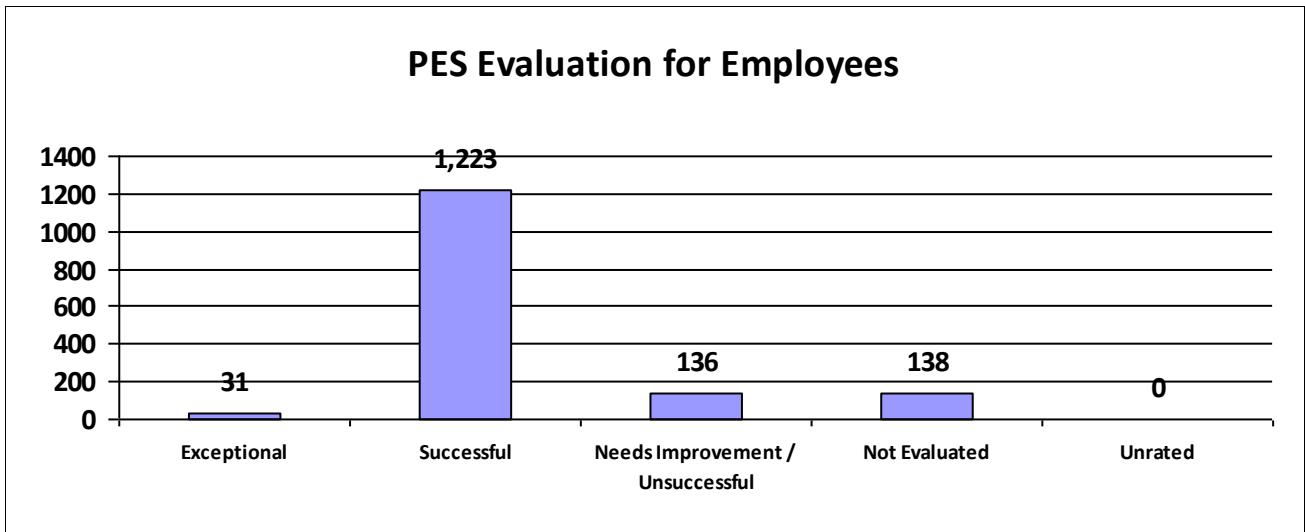
Performance Year 07/01/2023 - 06/30/2024	Total # of Employees	Total %
Number of employees that were rated	76	100%
Number of employees that were unrated	0	0%



Information contained within this report reflects unaudited data provided directly to the Louisiana Department of State Civil Service by each state agency. Inconsistencies found throughout the report may be attributed to personnel changes not properly reflected in the agency's human resources information system during the performance evaluation period.

**Agency: LDH-Off for Citizen w/ Dev Dis**

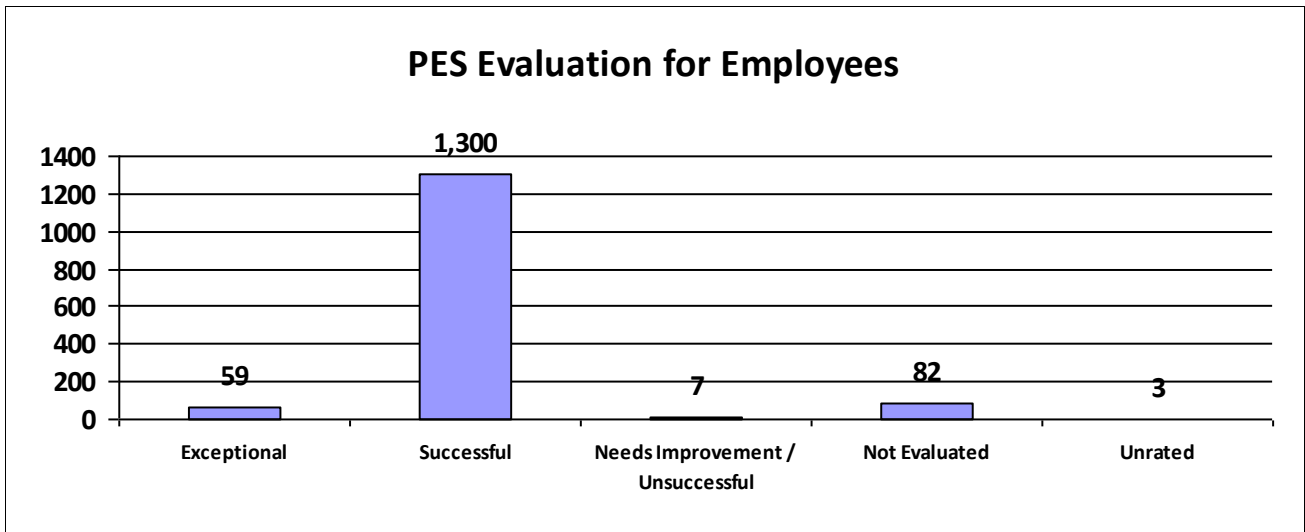
<b>Performance Year 07/01/2023 - 06/30/2024</b>	<b>Total # of Employees</b>	<b>Total %</b>
Number of employees that were rated	1,528	100%
Number of employees that were unrated	0	0%



Information contained within this report reflects unaudited data provided directly to the Louisiana Department of State Civil Service by each state agency. Inconsistencies found throughout the report may be attributed to personnel changes not properly reflected in the agency's human resources information system during the performance evaluation period.

**Agency: LDH-Off of Behavioral Health**

<b>Performance Year 07/01/2023 - 06/30/2024</b>	<b>Total # of Employees</b>	<b>Total %</b>
Number of employees that were rated	1,448	100%
Number of employees that were unrated	3	0%



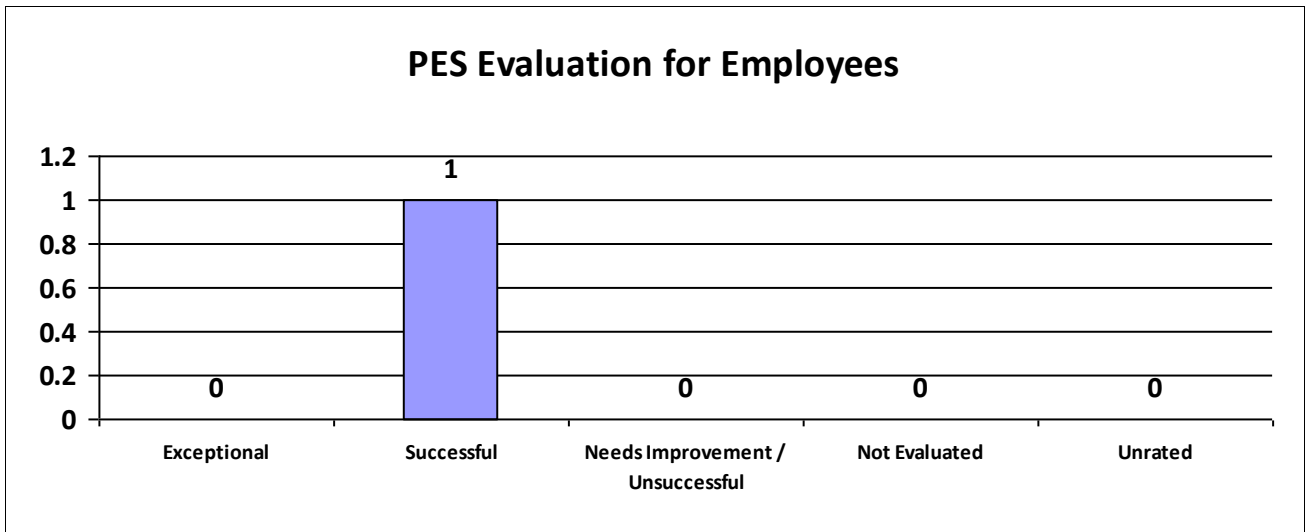
Information contained within this report reflects unaudited data provided directly to the Louisiana Department of State Civil Service by each state agency. Inconsistencies found throughout the report may be attributed to personnel changes not properly reflected in the agency's human resources information system during the performance evaluation period.



**State of Louisiana**  
**STATE CIVIL SERVICE**  
*PES Annual Report - Fiscal Year 2023-2024*

**Agency: LDH-Off of the Surgeon General**

Performance Year 07/01/2023 - 06/30/2024	Total # of Employees	Total %
Number of employees that were rated	1	100%
Number of employees that were unrated	0	0%



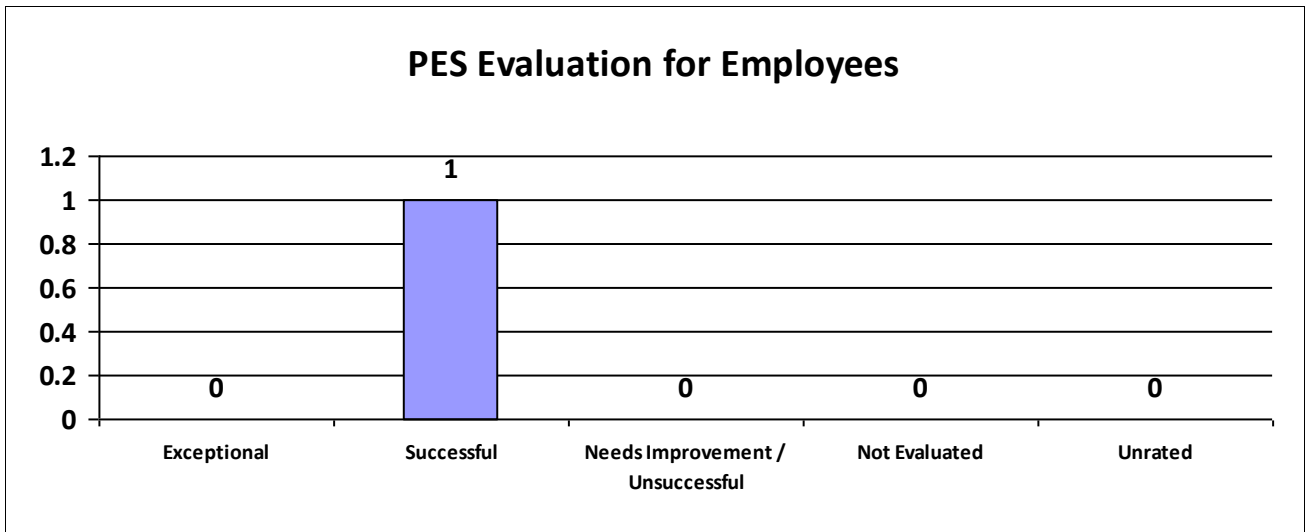
Information contained within this report reflects unaudited data provided directly to the Louisiana Department of State Civil Service by each state agency. Inconsistencies found throughout the report may be attributed to personnel changes not properly reflected in the agency's human resources information system during the performance evaluation period.



**State of Louisiana**  
**STATE CIVIL SERVICE**  
*PES Annual Report - Fiscal Year 2023-2024*

**Agency: LDH-OFF ON WOMEN'S & COMM HLTH**

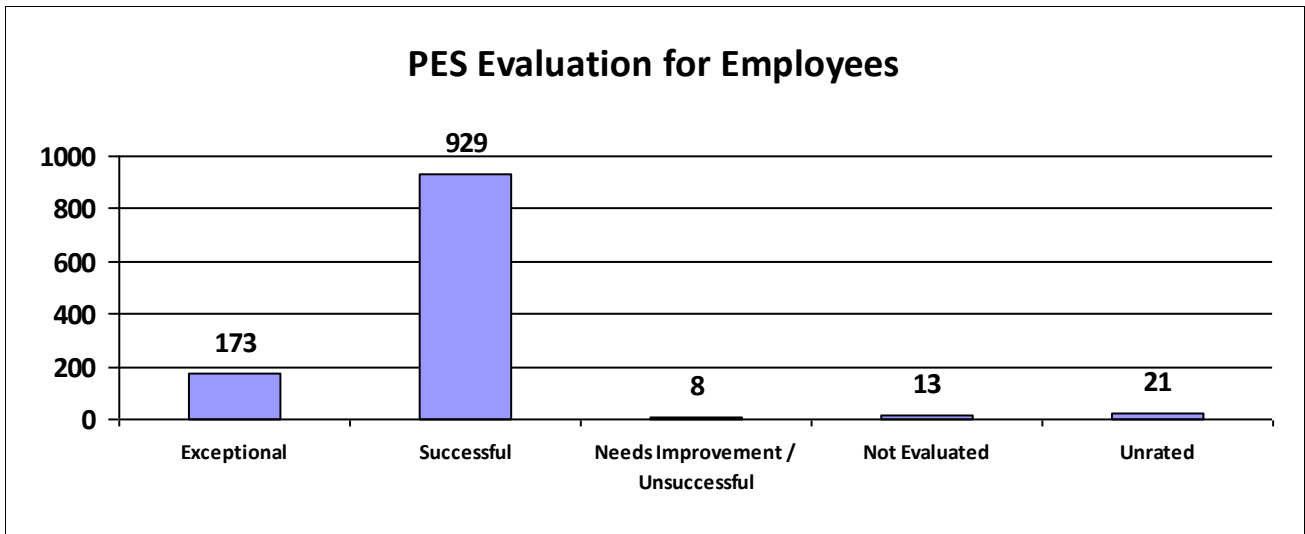
Performance Year 07/01/2023 - 06/30/2024	Total # of Employees	Total %
Number of employees that were rated	1	100%
Number of employees that were unrated	0	0%



Information contained within this report reflects unaudited data provided directly to the Louisiana Department of State Civil Service by each state agency. Inconsistencies found throughout the report may be attributed to personnel changes not properly reflected in the agency's human resources information system during the performance evaluation period.

**Agency: LDH-Office of Public Health**

Performance Year 07/01/2023 - 06/30/2024	Total # of Employees	Total %
Number of employees that were rated	1,123	100%
Number of employees that were unrated	21	2%

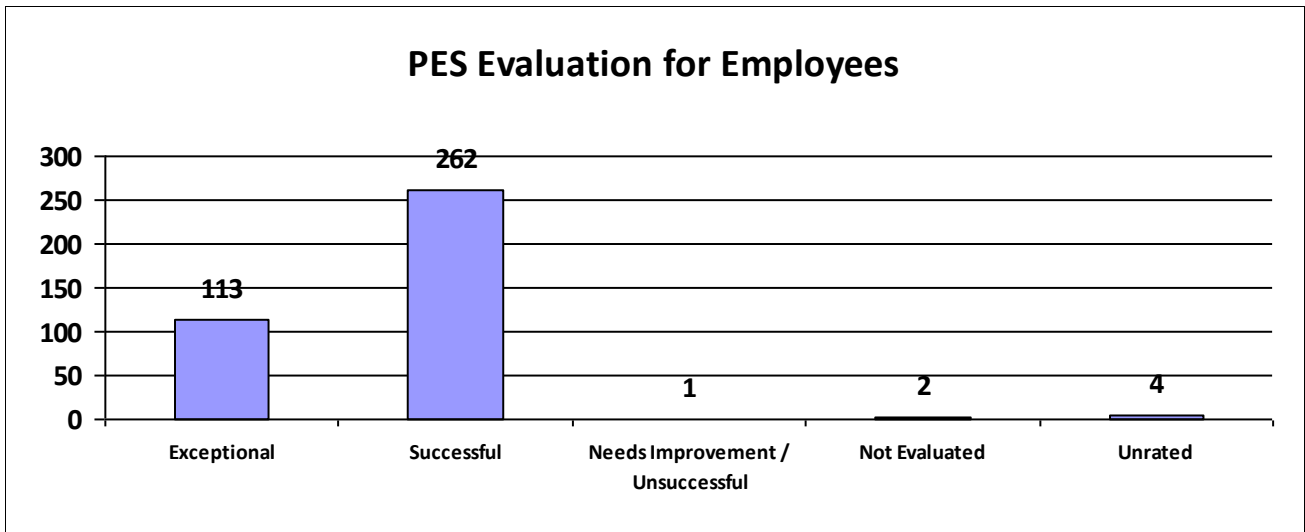


Information contained within this report reflects unaudited data provided directly to the Louisiana Department of State Civil Service by each state agency. Inconsistencies found throughout the report may be attributed to personnel changes not properly reflected in the agency's human resources information system during the performance evaluation period.



**Agency: LDH-Office of Secretary**

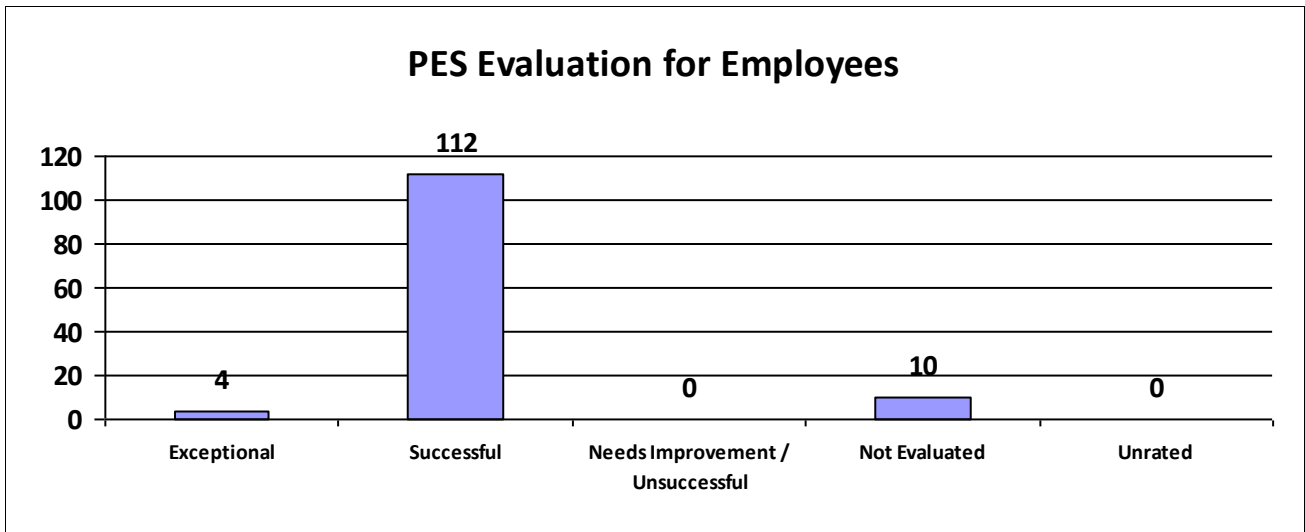
<b>Performance Year 07/01/2023 - 06/30/2024</b>	<b>Total # of Employees</b>	<b>Total %</b>
Number of employees that were rated	378	100%
Number of employees that were unrated	4	1%



Information contained within this report reflects unaudited data provided directly to the Louisiana Department of State Civil Service by each state agency. Inconsistencies found throughout the report may be attributed to personnel changes not properly reflected in the agency's human resources information system during the performance evaluation period.

**Agency: LDH-S Ctrl LA Human Ser Auth**

<b>Performance Year 07/01/2023 - 06/30/2024</b>	<b>Total # of Employees</b>	<b>Total %</b>
Number of employees that were rated	126	100%
Number of employees that were unrated	0	0%



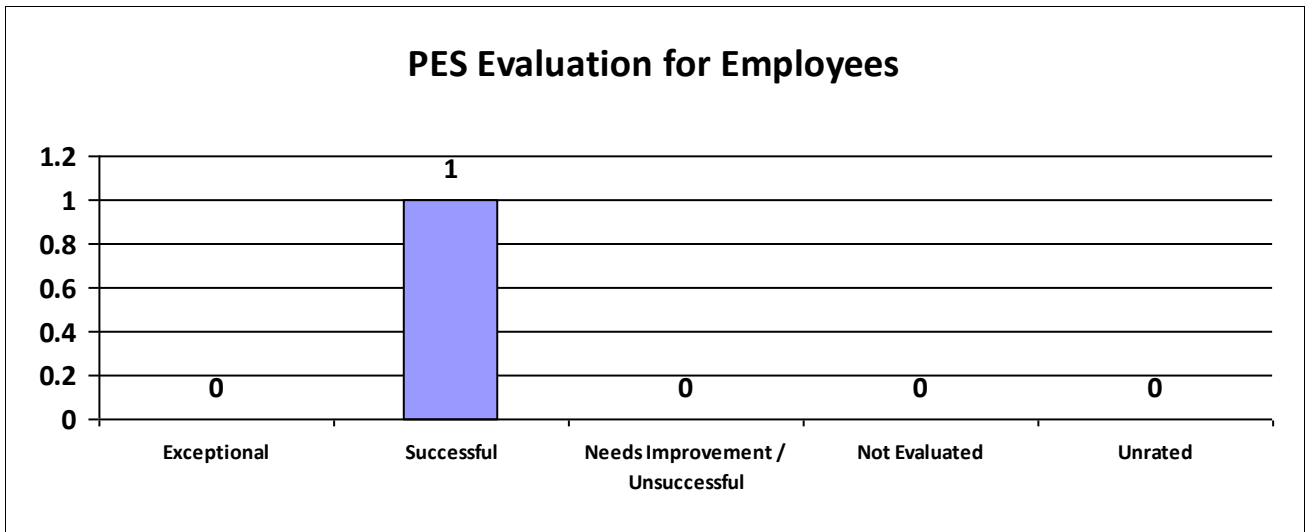
Information contained within this report reflects unaudited data provided directly to the Louisiana Department of State Civil Service by each state agency. Inconsistencies found throughout the report may be attributed to personnel changes not properly reflected in the agency's human resources information system during the performance evaluation period.



**State of Louisiana**  
**STATE CIVIL SERVICE**  
*PES Annual Report - Fiscal Year 2023-2024*

**Agency: Lic Prof Counslrs Bd Exam /LDH**

Performance Year 07/01/2023 - 06/30/2024	Total # of Employees	Total %
Number of employees that were rated	1	100%
Number of employees that were unrated	0	0%



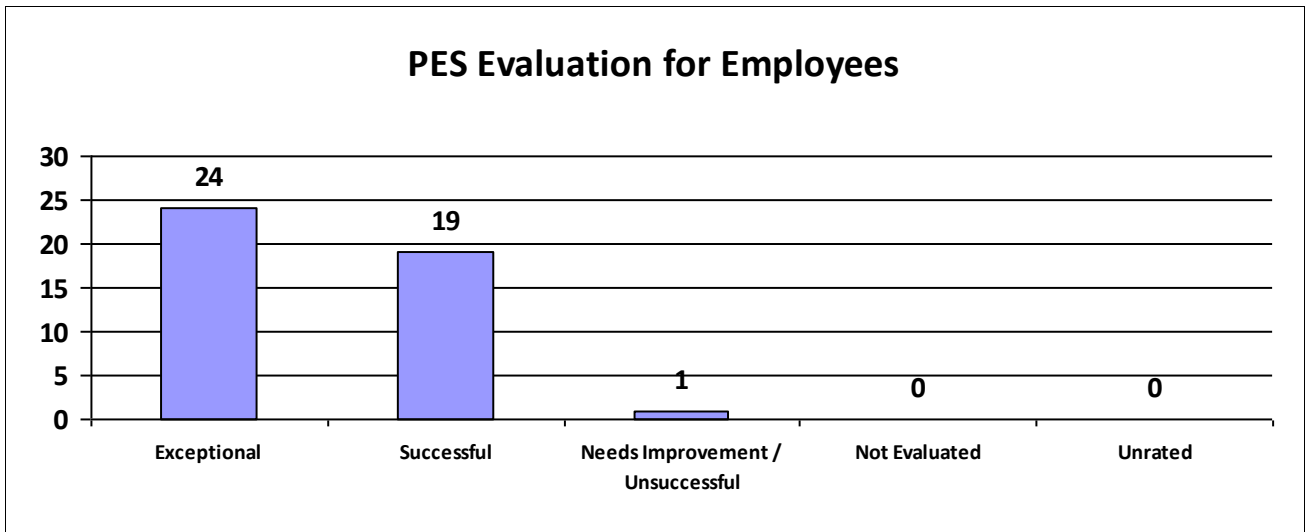
Information contained within this report reflects unaudited data provided directly to the Louisiana Department of State Civil Service by each state agency. Inconsistencies found throughout the report may be attributed to personnel changes not properly reflected in the agency's human resources information system during the performance evaluation period.



**State of Louisiana**  
**STATE CIVIL SERVICE**  
*PES Annual Report - Fiscal Year 2023-2024*

**Agency: Med Examrs La St Bd /LDH**

Performance Year 07/01/2023 - 06/30/2024	Total # of Employees	Total %
Number of employees that were rated	44	100%
Number of employees that were unrated	0	0%



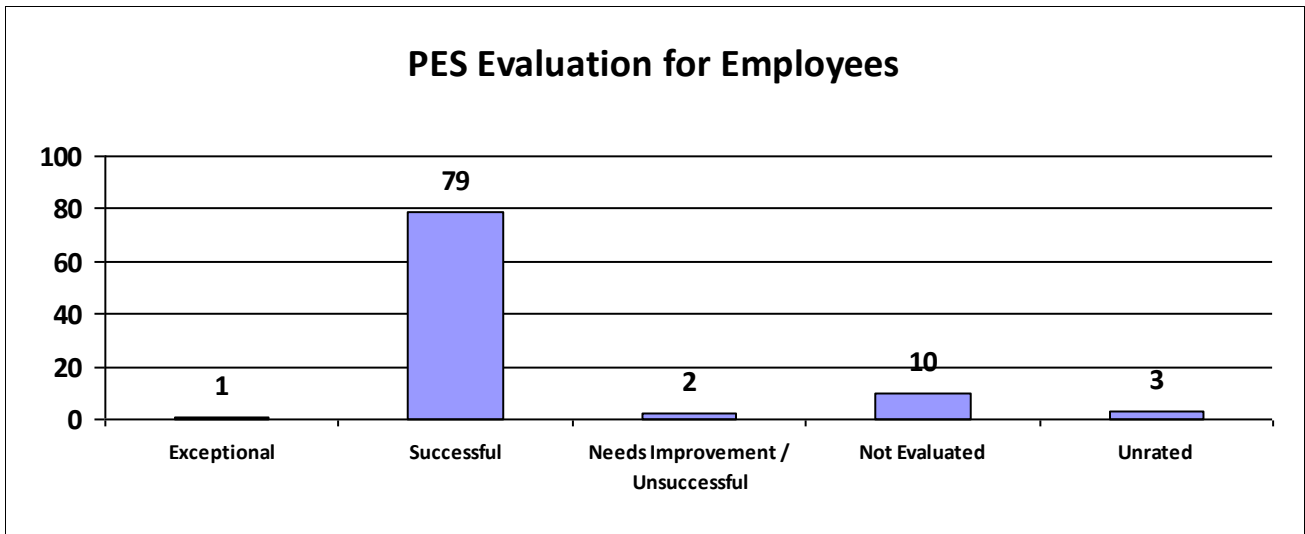
Information contained within this report reflects unaudited data provided directly to the Louisiana Department of State Civil Service by each state agency. Inconsistencies found throughout the report may be attributed to personnel changes not properly reflected in the agency's human resources information system during the performance evaluation period.



**State of Louisiana**  
**STATE CIVIL SERVICE**  
*PES Annual Report - Fiscal Year 2023-2024*

**Agency: Metropolitan Human Svc Dst**

Performance Year 07/01/2023 - 06/30/2024	Total # of Employees	Total %
Number of employees that were rated	92	100%
Number of employees that were unrated	3	3%



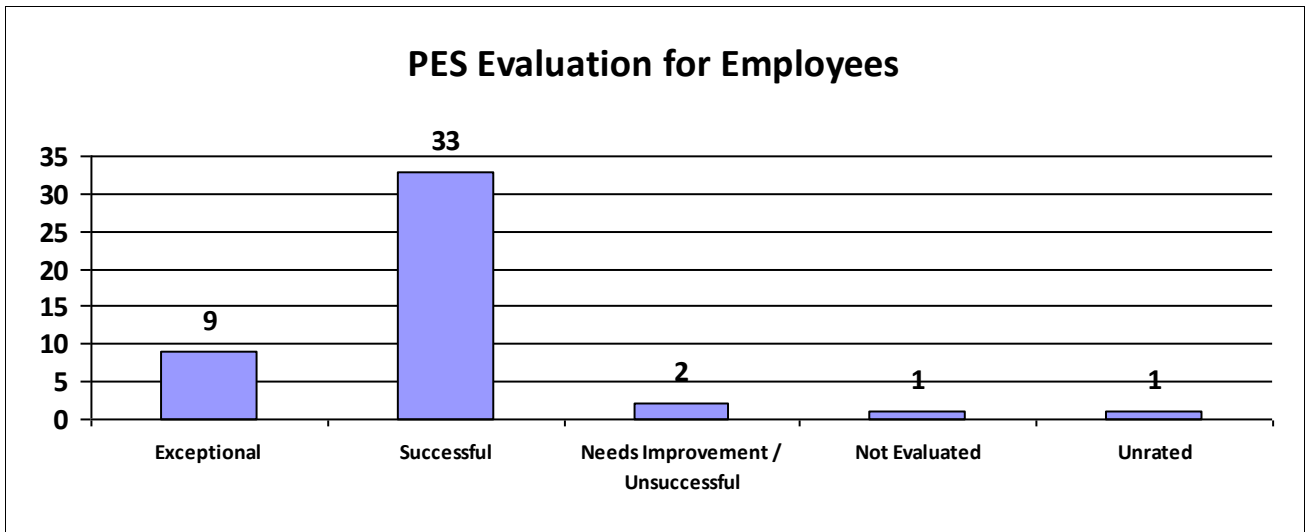
Information contained within this report reflects unaudited data provided directly to the Louisiana Department of State Civil Service by each state agency. Inconsistencies found throughout the report may be attributed to personnel changes not properly reflected in the agency's human resources information system during the performance evaluation period.



**State of Louisiana**  
**STATE CIVIL SERVICE**  
*PES Annual Report - Fiscal Year 2023-2024*

**Agency: Nursing La St Bd /LDH**

Performance Year 07/01/2023 - 06/30/2024	Total # of Employees	Total %
Number of employees that were rated	45	100%
Number of employees that were unrated	1	2%



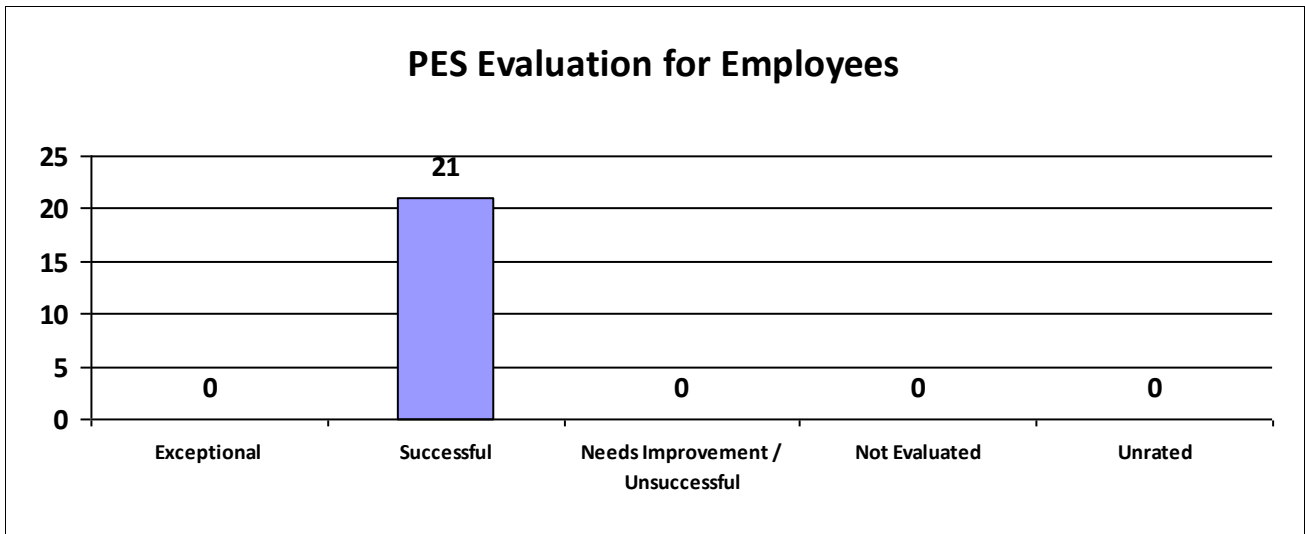
Information contained within this report reflects unaudited data provided directly to the Louisiana Department of State Civil Service by each state agency. Inconsistencies found throughout the report may be attributed to personnel changes not properly reflected in the agency's human resources information system during the performance evaluation period.



**State of Louisiana**  
**STATE CIVIL SERVICE**  
*PES Annual Report - Fiscal Year 2023-2024*

**Agency: Pharmacy La Bd Of /LDH**

Performance Year 07/01/2023 - 06/30/2024	Total # of Employees	Total %
Number of employees that were rated	21	100%
Number of employees that were unrated	0	0%



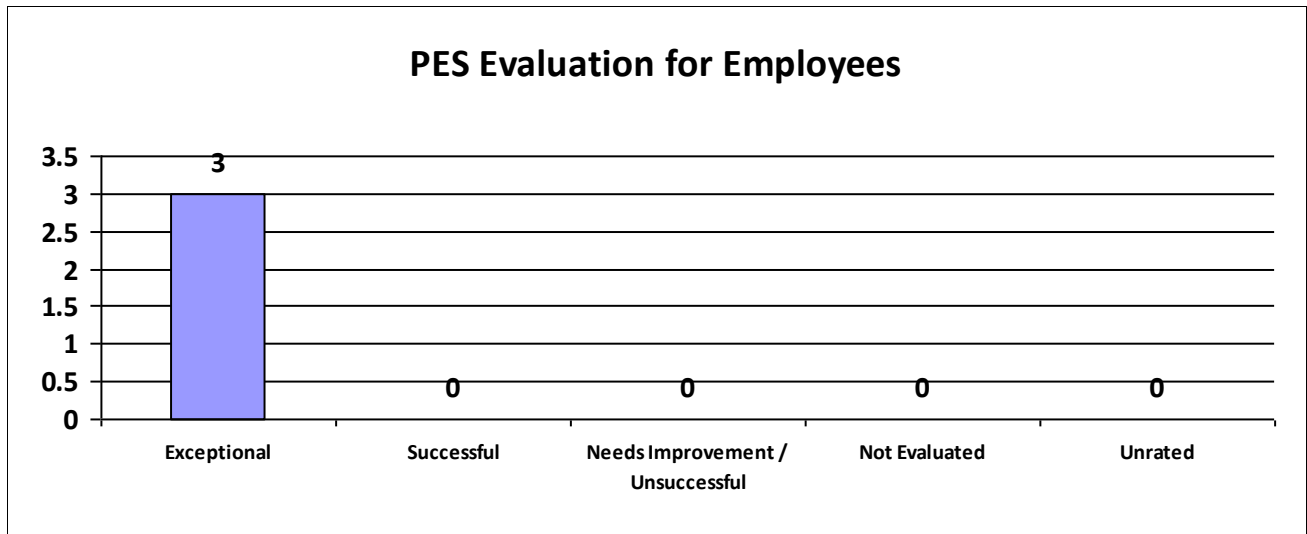
Information contained within this report reflects unaudited data provided directly to the Louisiana Department of State Civil Service by each state agency. Inconsistencies found throughout the report may be attributed to personnel changes not properly reflected in the agency's human resources information system during the performance evaluation period.



**State of Louisiana**  
**STATE CIVIL SERVICE**  
*PES Annual Report - Fiscal Year 2023-2024*

**Agency: Physical Therapy St Bd /LDH**

Performance Year 07/01/2023 - 06/30/2024	Total # of Employees	Total %
Number of employees that were rated	3	100%
Number of employees that were unrated	0	0%



Information contained within this report reflects unaudited data provided directly to the Louisiana Department of State Civil Service by each state agency. Inconsistencies found throughout the report may be attributed to personnel changes not properly reflected in the agency's human resources information system during the performance evaluation period.






**State of Louisiana**  
**STATE CIVIL SERVICE**  
*PES Annual Report - Fiscal Year 2023-2024*

**Agency: Prac Nurse Exam La St Bd /LDH**

Performance Year 07/01/2023 - 06/30/2024	Total # of Employees	Total %
Number of employees that were rated	8	100%
Number of employees that were unrated	0	0%



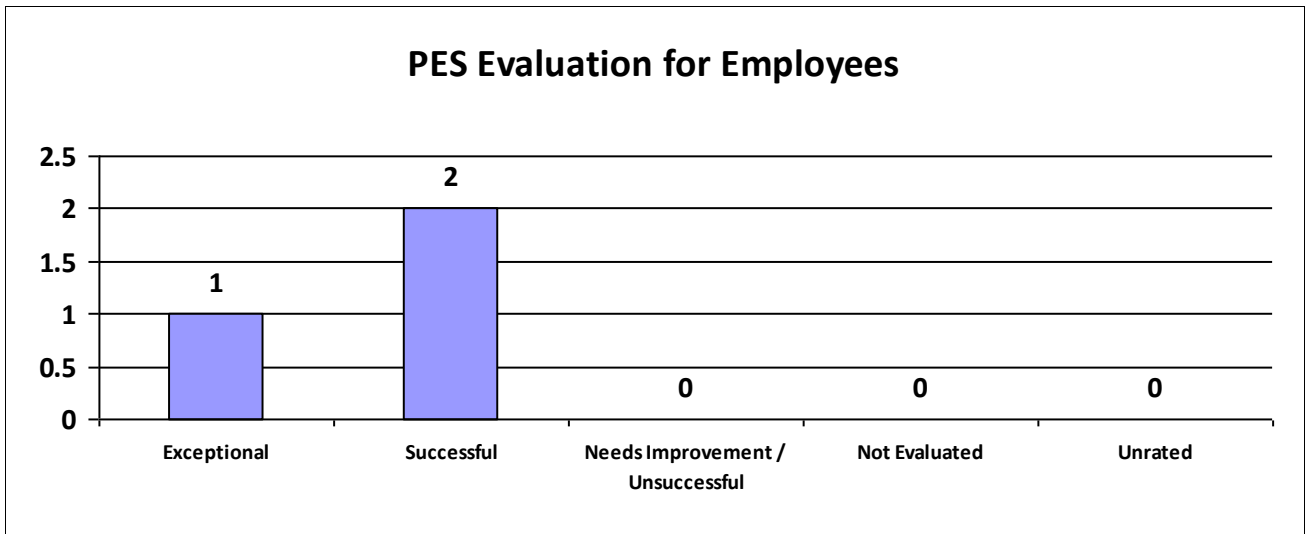
Information contained within this report reflects unaudited data provided directly to the Louisiana Department of State Civil Service by each state agency. Inconsistencies found throughout the report may be attributed to personnel changes not properly reflected in the agency's human resources information system during the performance evaluation period.



**State of Louisiana**  
**STATE CIVIL SERVICE**  
*PES Annual Report - Fiscal Year 2023-2024*

**Agency: Social Work Exam La Bd /LDH**

Performance Year 07/01/2023 - 06/30/2024	Total # of Employees	Total %
Number of employees that were rated	3	100%
Number of employees that were unrated	0	0%



Information contained within this report reflects unaudited data provided directly to the Louisiana Department of State Civil Service by each state agency. Inconsistencies found throughout the report may be attributed to personnel changes not properly reflected in the agency's human resources information system during the performance evaluation period.



State of Louisiana

STATE CIVIL SERVICE

*PES Annual Report - Fiscal Year 2023-2024*

**Major Department: LOUISIANA HEALTH CARE SERVICES DIVISION**

<b>Performance Year 07/01/2023 - 06/30/2024</b>	<b>Total # of Employees</b>	<b>Total %</b>
Number of employees that were rated	264	100%
Number of employees that were unrated	0	0%
Number of employees that were rated Exceptional	0	0%
Number of employees that were rated Successful	261	98.86%
Number of employees that were rated Needs Improvement / Unsuccessful	0	0%
Number of employees that were rated Not Evaluated	3	1.14%
Number of employees that were rated Unrated	0	0%

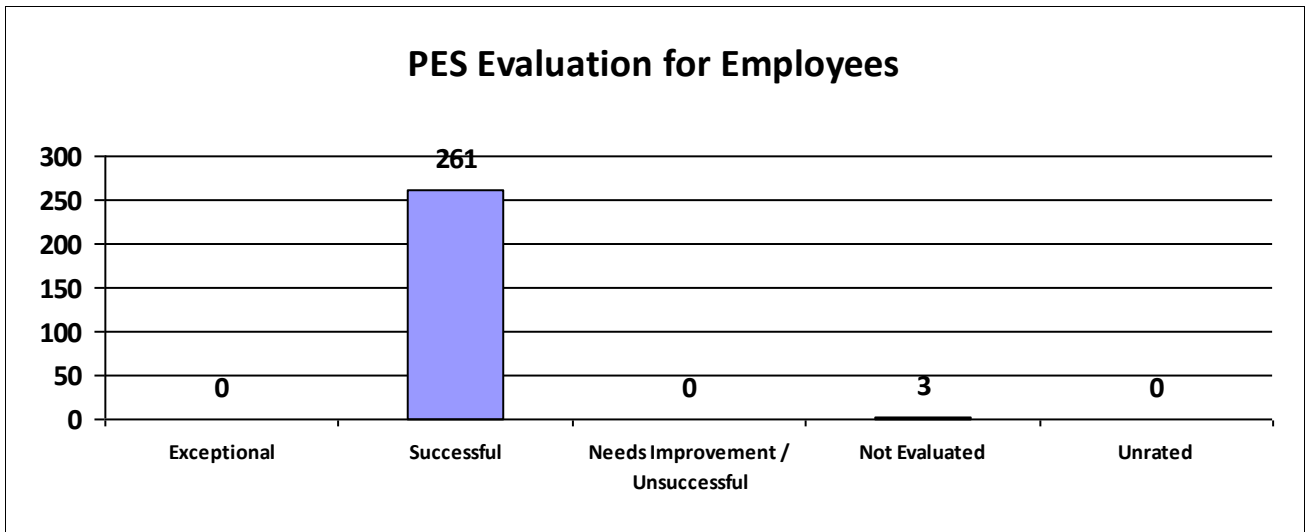
Information contained within this report reflects unaudited data provided directly to the Louisiana Department of State Civil Service by each state agency. Inconsistencies found throughout the report may be attributed to personnel changes not properly reflected in the agency's human resources information system during the performance evaluation period.



**State of Louisiana**  
**STATE CIVIL SERVICE**  
*PES Annual Report - Fiscal Year 2023-2024*

**Agency: Lallie Kemp Regional Med Ctr**

Performance Year 07/01/2023 - 06/30/2024	Total # of Employees	Total %
Number of employees that were rated	264	100%
Number of employees that were unrated	0	0%




Information contained within this report reflects unaudited data provided directly to the Louisiana Department of State Civil Service by each state agency. Inconsistencies found throughout the report may be attributed to personnel changes not properly reflected in the agency's human resources information system during the performance evaluation period.



**State of Louisiana**  
**STATE CIVIL SERVICE**  
*PES Annual Report - Fiscal Year 2023-2024*

**Agency: LSU/Health Care Svc Div**

Performance Year 07/01/2023 - 06/30/2024	Total # of Employees	Total %
Number of employees that were rated	0	0%
Number of employees that were unrated	0	0%



Information contained within this report reflects unaudited data provided directly to the Louisiana Department of State Civil Service by each state agency. Inconsistencies found throughout the report may be attributed to personnel changes not properly reflected in the agency's human resources information system during the performance evaluation period.



State of Louisiana

STATE CIVIL SERVICE

*PES Annual Report - Fiscal Year 2023-2024*

**Major Department: LOUISIANA WORKFORCE COMMISSION**

<b>Performance Year 07/01/2023 - 06/30/2024</b>	<b>Total # of Employees</b>	<b>Total %</b>
Number of employees that were rated	775	100%
Number of employees that were unrated	2	0.26%
Number of employees that were rated Exceptional	20	3%
Number of employees that were rated Successful	726	93.68%
Number of employees that were rated Needs Improvement / Unsuccessful	18	2%
Number of employees that were rated Not Evaluated	11	1.42%
Number of employees that were rated Unrated	2	0%

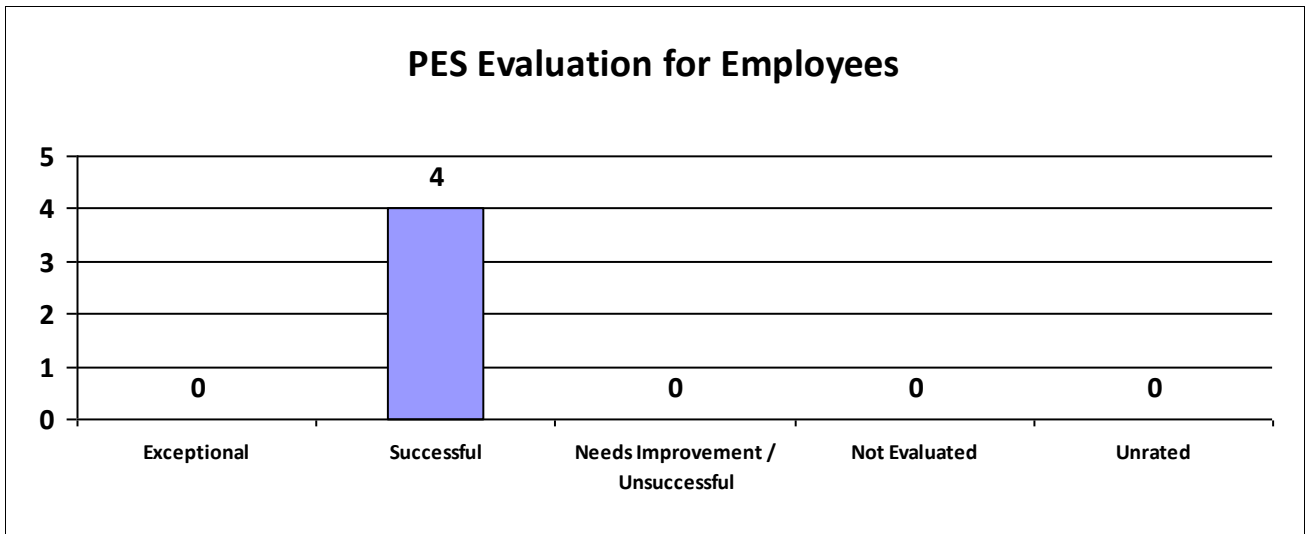
Information contained within this report reflects unaudited data provided directly to the Louisiana Department of State Civil Service by each state agency. Inconsistencies found throughout the report may be attributed to personnel changes not properly reflected in the agency's human resources information system during the performance evaluation period.



**State of Louisiana**  
**STATE CIVIL SERVICE**  
*PES Annual Report - Fiscal Year 2023-2024*

**Agency: Barber Examiners Board /DOL**

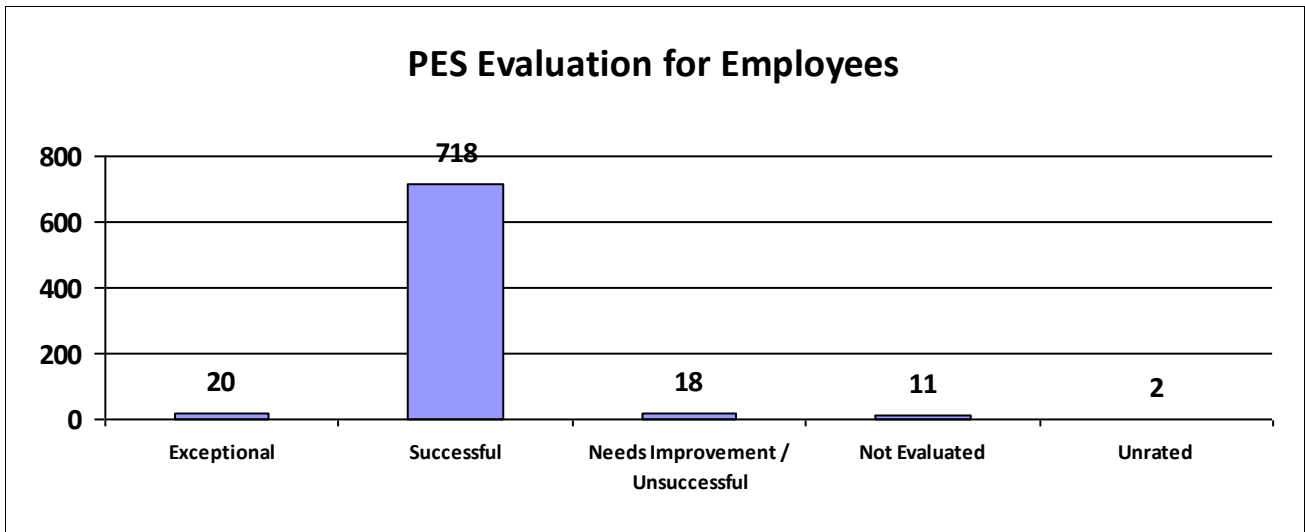
Performance Year 07/01/2023 - 06/30/2024	Total # of Employees	Total %
Number of employees that were rated	4	100%
Number of employees that were unrated	0	0%



Information contained within this report reflects unaudited data provided directly to the Louisiana Department of State Civil Service by each state agency. Inconsistencies found throughout the report may be attributed to personnel changes not properly reflected in the agency's human resources information system during the performance evaluation period.

**Agency: LWC-Workforce Support & Training**

<b>Performance Year 07/01/2023 - 06/30/2024</b>	<b>Total # of Employees</b>	<b>Total %</b>
Number of employees that were rated	767	100%
Number of employees that were unrated	2	0%



Information contained within this report reflects unaudited data provided directly to the Louisiana Department of State Civil Service by each state agency. Inconsistencies found throughout the report may be attributed to personnel changes not properly reflected in the agency's human resources information system during the performance evaluation period.

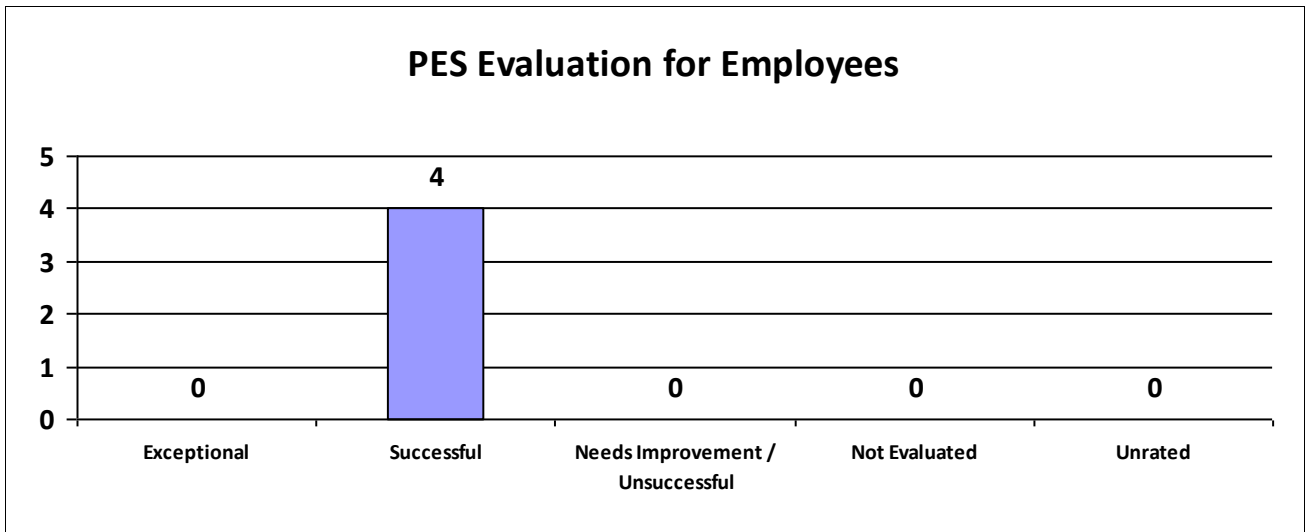




**State of Louisiana**  
**STATE CIVIL SERVICE**  
*PES Annual Report - Fiscal Year 2023-2024*

**Agency: Plumbing La St Bd /LWC**

Performance Year 07/01/2023 - 06/30/2024	Total # of Employees	Total %
Number of employees that were rated	4	100%
Number of employees that were unrated	0	0%



Information contained within this report reflects unaudited data provided directly to the Louisiana Department of State Civil Service by each state agency. Inconsistencies found throughout the report may be attributed to personnel changes not properly reflected in the agency's human resources information system during the performance evaluation period.



State of Louisiana

STATE CIVIL SERVICE

*PES Annual Report - Fiscal Year 2023-2024*

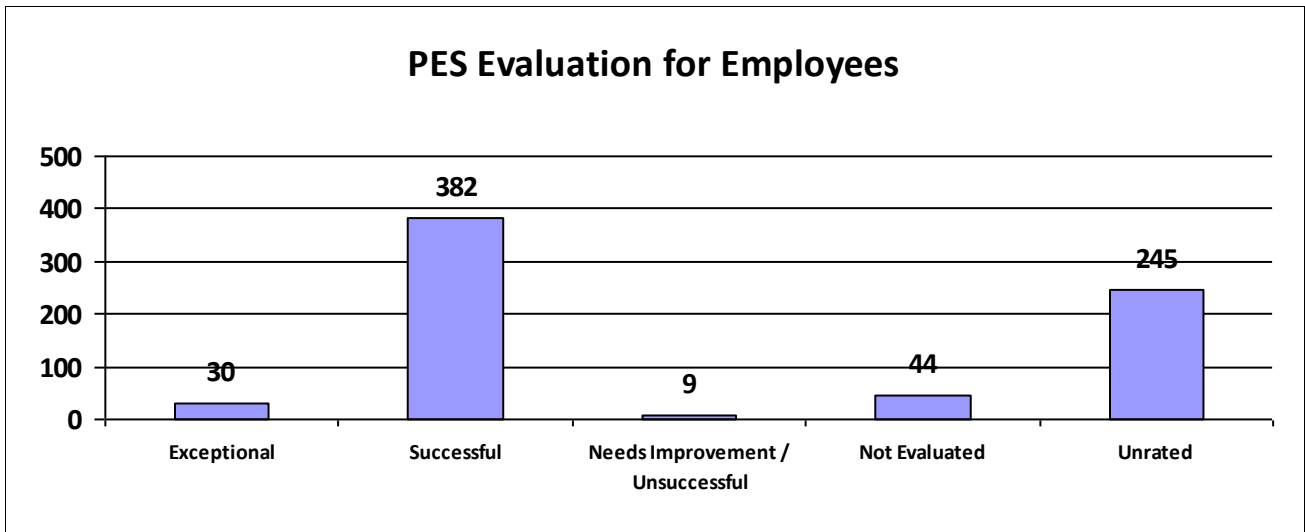
**Major Department: OFFICE OF JUVENILE JUSTICE**

<b>Performance Year 07/01/2023 - 06/30/2024</b>	<b>Total # of Employees</b>	<b>Total %</b>
Number of employees that were rated	465	100%
Number of employees that were unrated	245	52.69%
Number of employees that were rated Exceptional	30	6%
Number of employees that were rated Successful	382	82.15%
Number of employees that were rated Needs Improvement / Unsuccessful	9	2%
Number of employees that were rated Not Evaluated	44	9.46%
Number of employees that were rated Unrated	245	53%

Information contained within this report reflects unaudited data provided directly to the Louisiana Department of State Civil Service by each state agency. Inconsistencies found throughout the report may be attributed to personnel changes not properly reflected in the agency's human resources information system during the performance evaluation period.

**Agency: DYS-Off of Juvenile Justice**

<b>Performance Year 07/01/2023 - 06/30/2024</b>	<b>Total # of Employees</b>	<b>Total %</b>
Number of employees that were rated	465	100%
Number of employees that were unrated	245	53%



Information contained within this report reflects unaudited data provided directly to the Louisiana Department of State Civil Service by each state agency. Inconsistencies found throughout the report may be attributed to personnel changes not properly reflected in the agency's human resources information system during the performance evaluation period.



State of Louisiana

STATE CIVIL SERVICE

*PES Annual Report - Fiscal Year 2023-2024*

**Major Department: PORTS,LEVEE BOARDS,FRESH WATER DISTRICTS**

<b>Performance Year 07/01/2023 - 06/30/2024</b>	<b>Total # of Employees</b>	<b>Total %</b>
Number of employees that were rated	793	100%
Number of employees that were unrated	16	2.02%
Number of employees that were rated Exceptional	66	8%
Number of employees that were rated Successful	681	85.88%
Number of employees that were rated Needs Improvement / Unsuccessful	8	1%
Number of employees that were rated Not Evaluated	38	4.79%
Number of employees that were rated Unrated	16	2%

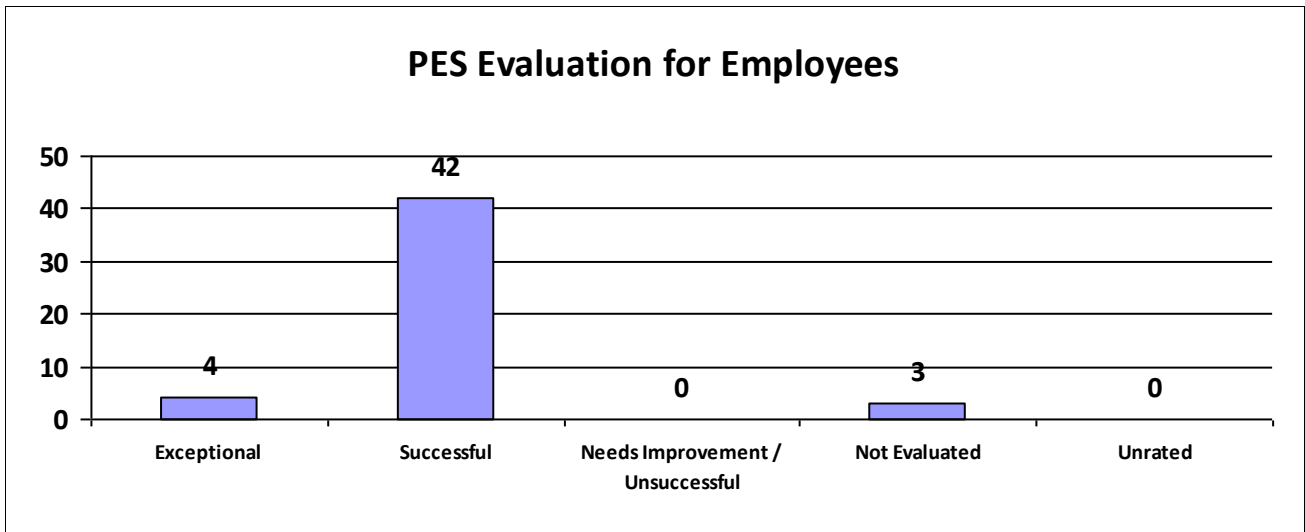
Information contained within this report reflects unaudited data provided directly to the Louisiana Department of State Civil Service by each state agency. Inconsistencies found throughout the report may be attributed to personnel changes not properly reflected in the agency's human resources information system during the performance evaluation period.



**State of Louisiana**  
**STATE CIVIL SERVICE**  
*PES Annual Report - Fiscal Year 2023-2024*

**Agency: Atchafalaya Basin Levee District**

Performance Year 07/01/2023 - 06/30/2024	Total # of Employees	Total %
Number of employees that were rated	49	100%
Number of employees that were unrated	0	0%



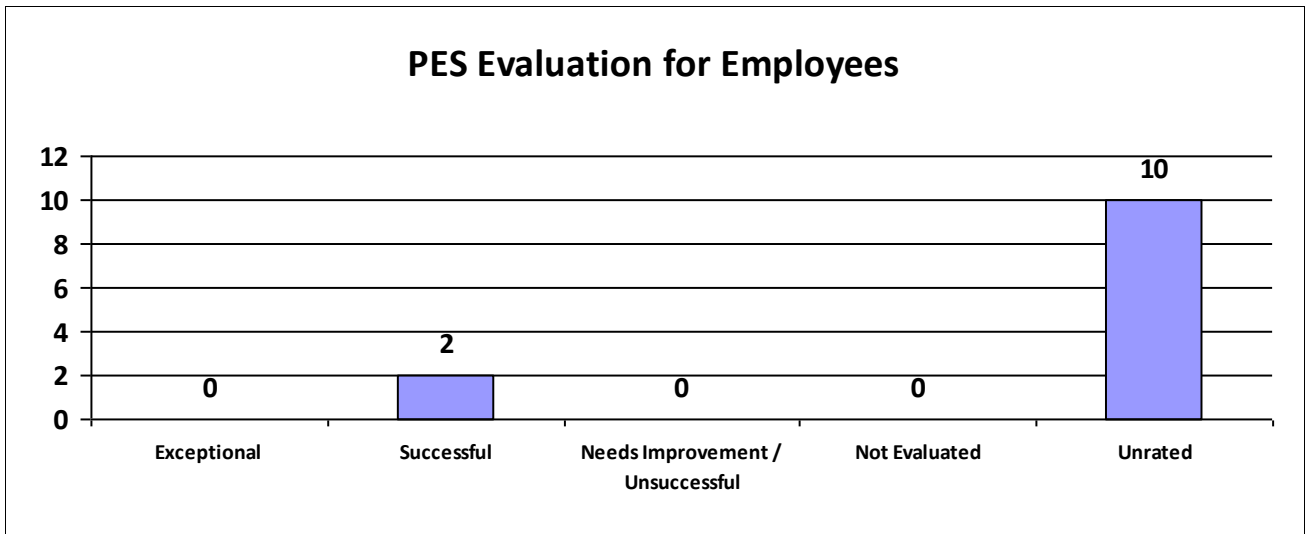
Information contained within this report reflects unaudited data provided directly to the Louisiana Department of State Civil Service by each state agency. Inconsistencies found throughout the report may be attributed to personnel changes not properly reflected in the agency's human resources information system during the performance evaluation period.



**State of Louisiana**  
**STATE CIVIL SERVICE**  
*PES Annual Report - Fiscal Year 2023-2024*

**Agency: Caddo Levee District**

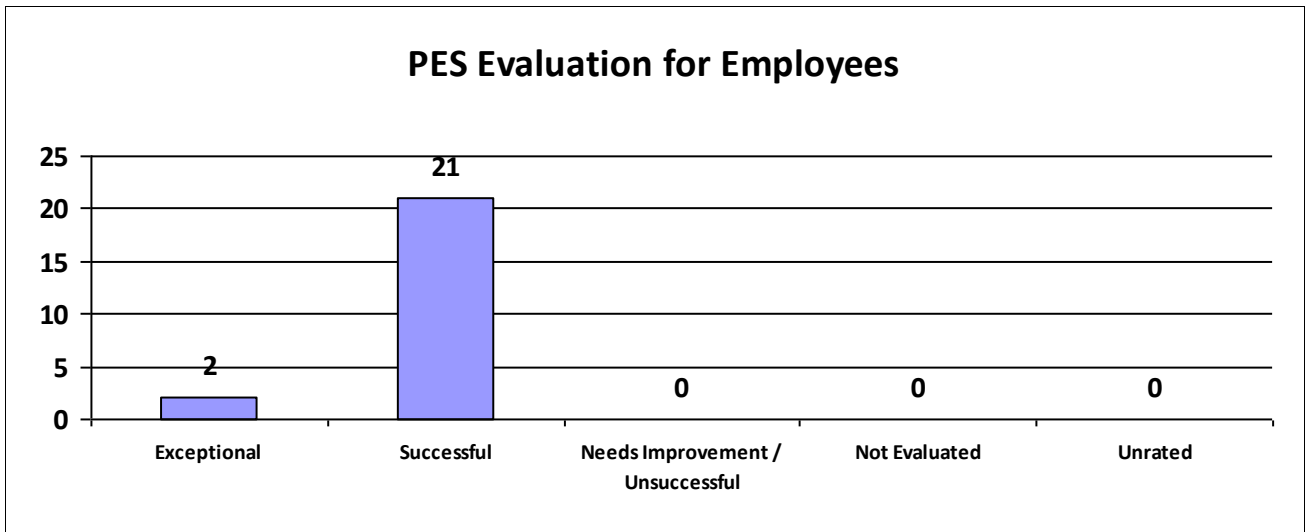
Performance Year 07/01/2023 - 06/30/2024	Total # of Employees	Total %
Number of employees that were rated	2	100%
Number of employees that were unrated	10	500%



Information contained within this report reflects unaudited data provided directly to the Louisiana Department of State Civil Service by each state agency. Inconsistencies found throughout the report may be attributed to personnel changes not properly reflected in the agency's human resources information system during the performance evaluation period.

**Agency: East Jefferson Levee District**

<b>Performance Year 07/01/2023 - 06/30/2024</b>	<b>Total # of Employees</b>	<b>Total %</b>
Number of employees that were rated	23	100%
Number of employees that were unrated	0	0%



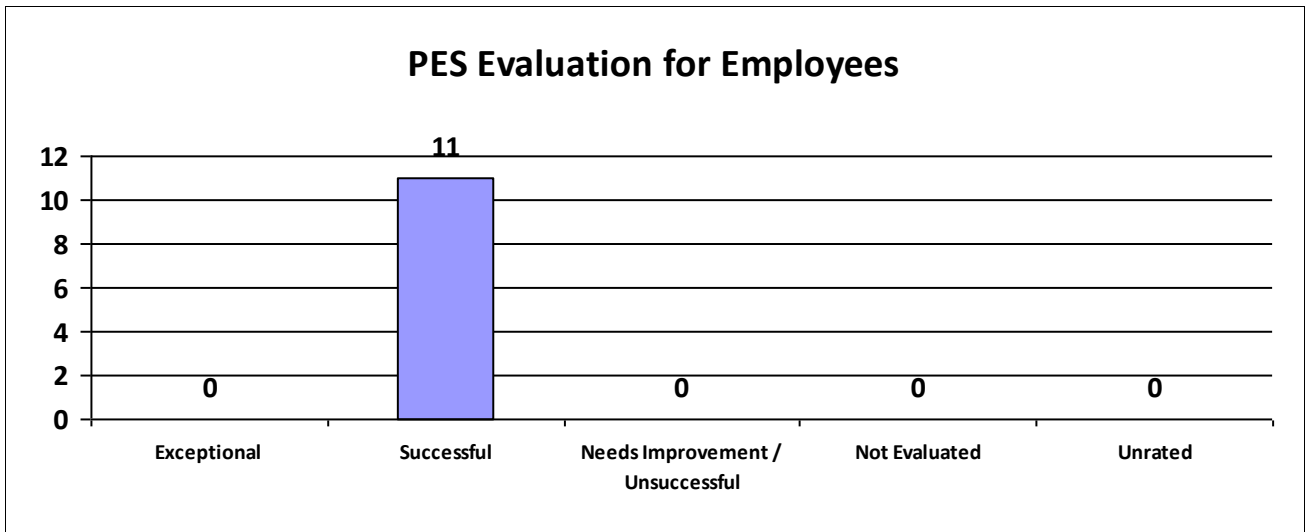
Information contained within this report reflects unaudited data provided directly to the Louisiana Department of State Civil Service by each state agency. Inconsistencies found throughout the report may be attributed to personnel changes not properly reflected in the agency's human resources information system during the performance evaluation period.



**State of Louisiana**  
**STATE CIVIL SERVICE**  
*PES Annual Report - Fiscal Year 2023-2024*

**Agency: Fifth La Levee District**

Performance Year 07/01/2023 - 06/30/2024	Total # of Employees	Total %
Number of employees that were rated	11	100%
Number of employees that were unrated	0	0%

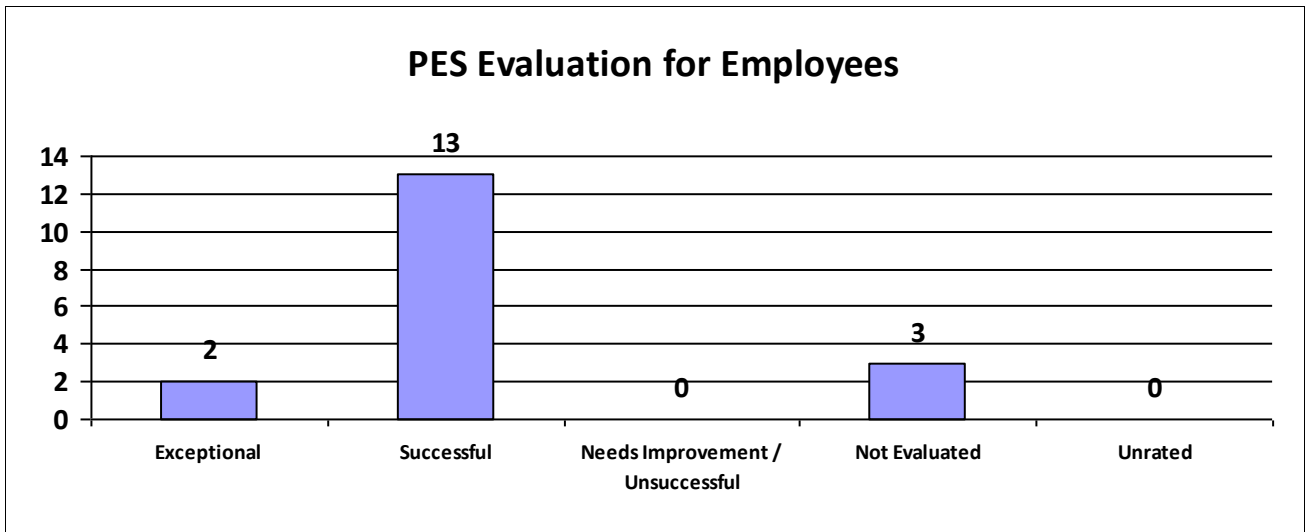


Information contained within this report reflects unaudited data provided directly to the Louisiana Department of State Civil Service by each state agency. Inconsistencies found throughout the report may be attributed to personnel changes not properly reflected in the agency's human resources information system during the performance evaluation period.



**Agency: Greater BR Port Commission**

<b>Performance Year 07/01/2023 - 06/30/2024</b>	<b>Total # of Employees</b>	<b>Total %</b>
Number of employees that were rated	18	100%
Number of employees that were unrated	0	0%



Information contained within this report reflects unaudited data provided directly to the Louisiana Department of State Civil Service by each state agency. Inconsistencies found throughout the report may be attributed to personnel changes not properly reflected in the agency's human resources information system during the performance evaluation period.



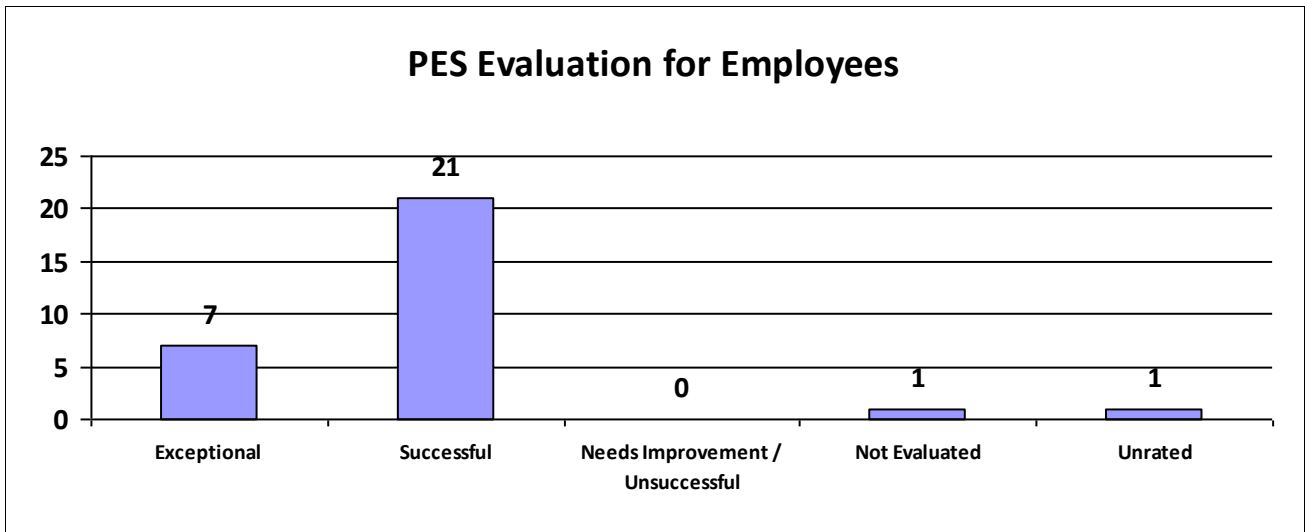
State of Louisiana

STATE CIVIL SERVICE

PES Annual Report - Fiscal Year 2023-2024

Agency: Lafourche Basin Cons Levee/Drn

Performance Year 07/01/2023 - 06/30/2024	Total # of Employees	Total %
Number of employees that were rated	29	100%
Number of employees that were unrated	1	3%



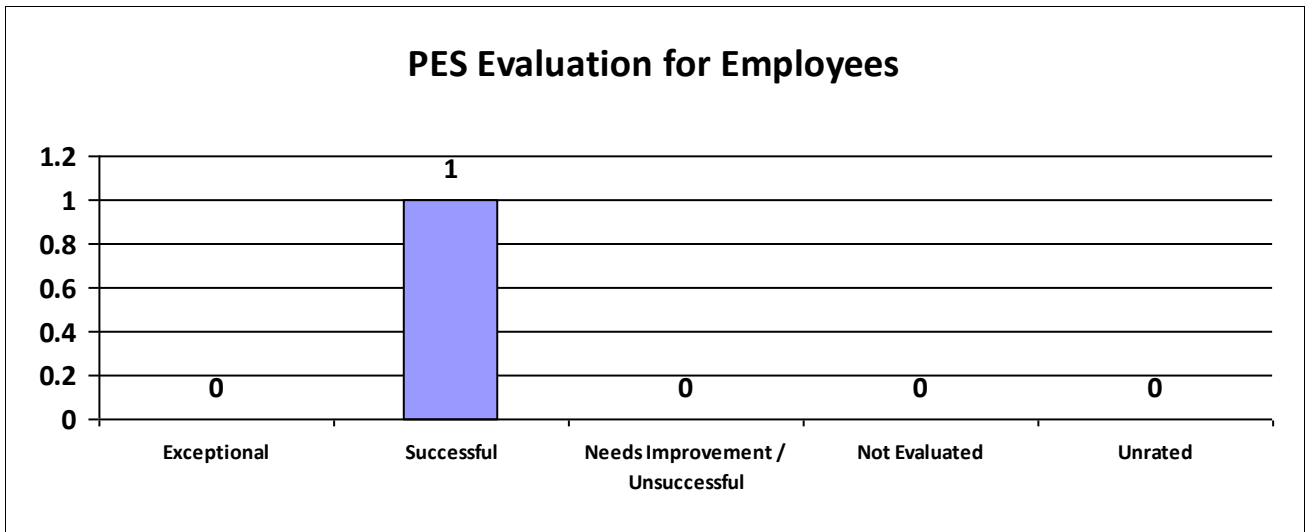
Information contained within this report reflects unaudited data provided directly to the Louisiana Department of State Civil Service by each state agency. Inconsistencies found throughout the report may be attributed to personnel changes not properly reflected in the agency's human resources information system during the performance evaluation period.



**State of Louisiana**  
**STATE CIVIL SERVICE**  
*PES Annual Report - Fiscal Year 2023-2024*

**Agency: Lake Borgne Basin Levee District**

Performance Year 07/01/2023 - 06/30/2024	Total # of Employees	Total %
Number of employees that were rated	1	100%
Number of employees that were unrated	0	0%



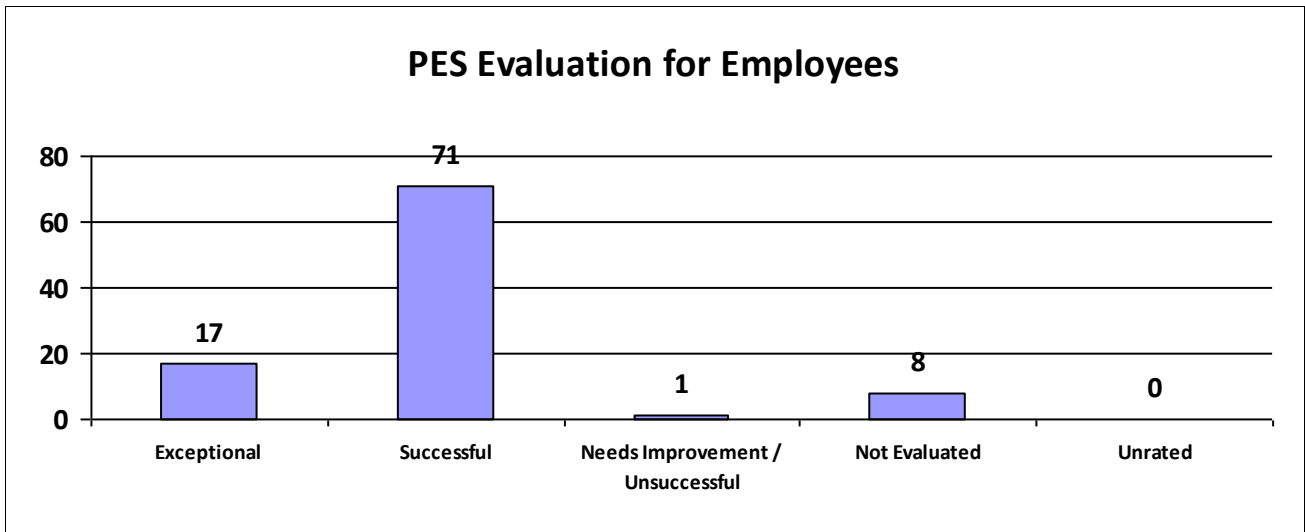
Information contained within this report reflects unaudited data provided directly to the Louisiana Department of State Civil Service by each state agency. Inconsistencies found throughout the report may be attributed to personnel changes not properly reflected in the agency's human resources information system during the performance evaluation period.



**State of Louisiana**  
**STATE CIVIL SERVICE**  
*PES Annual Report - Fiscal Year 2023-2024*

**Agency: Lake Charles Harbor & Term District**

Performance Year 07/01/2023 - 06/30/2024	Total # of Employees	Total %
Number of employees that were rated	97	100%
Number of employees that were unrated	0	0%



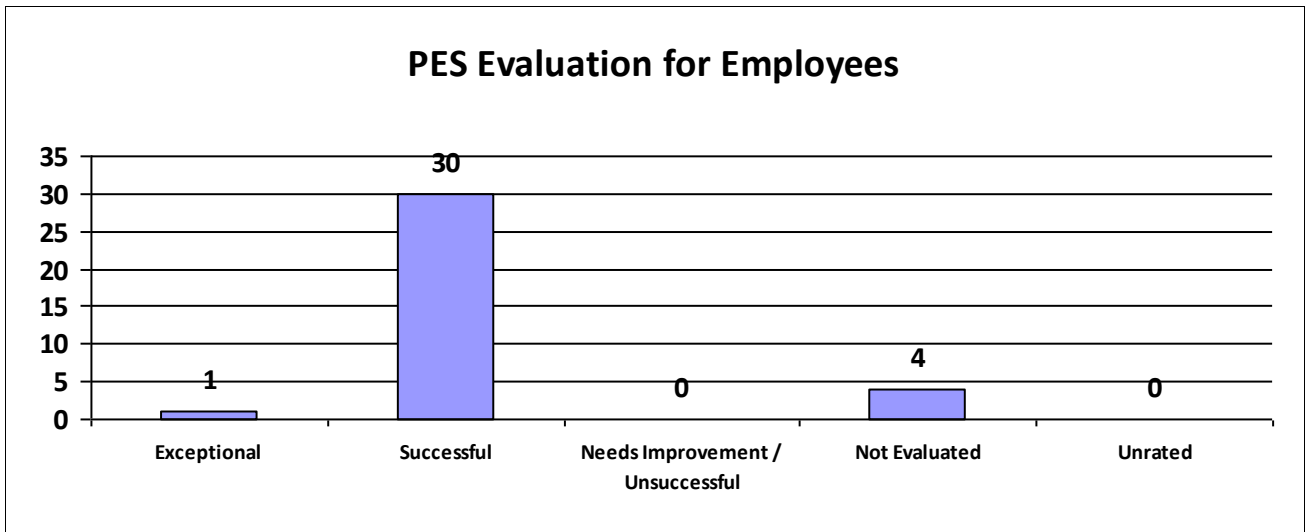
Information contained within this report reflects unaudited data provided directly to the Louisiana Department of State Civil Service by each state agency. Inconsistencies found throughout the report may be attributed to personnel changes not properly reflected in the agency's human resources information system during the performance evaluation period.



**State of Louisiana**  
**STATE CIVIL SERVICE**  
*PES Annual Report - Fiscal Year 2023-2024*

**Agency: Lakefront Management Authority**

Performance Year 07/01/2023 - 06/30/2024	Total # of Employees	Total %
Number of employees that were rated	35	100%
Number of employees that were unrated	0	0%



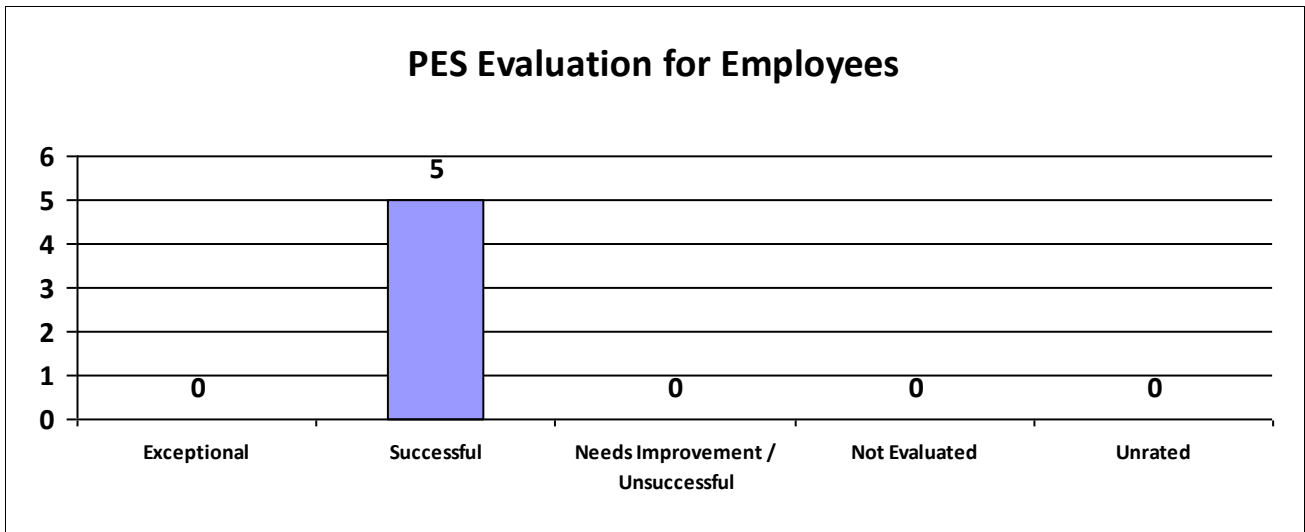
Information contained within this report reflects unaudited data provided directly to the Louisiana Department of State Civil Service by each state agency. Inconsistencies found throughout the report may be attributed to personnel changes not properly reflected in the agency's human resources information system during the performance evaluation period.



**State of Louisiana**  
**STATE CIVIL SERVICE**  
*PES Annual Report - Fiscal Year 2023-2024*

**Agency: Natchitoches Levee & Drainage**

Performance Year 07/01/2023 - 06/30/2024	Total # of Employees	Total %
Number of employees that were rated	5	100%
Number of employees that were unrated	0	0%



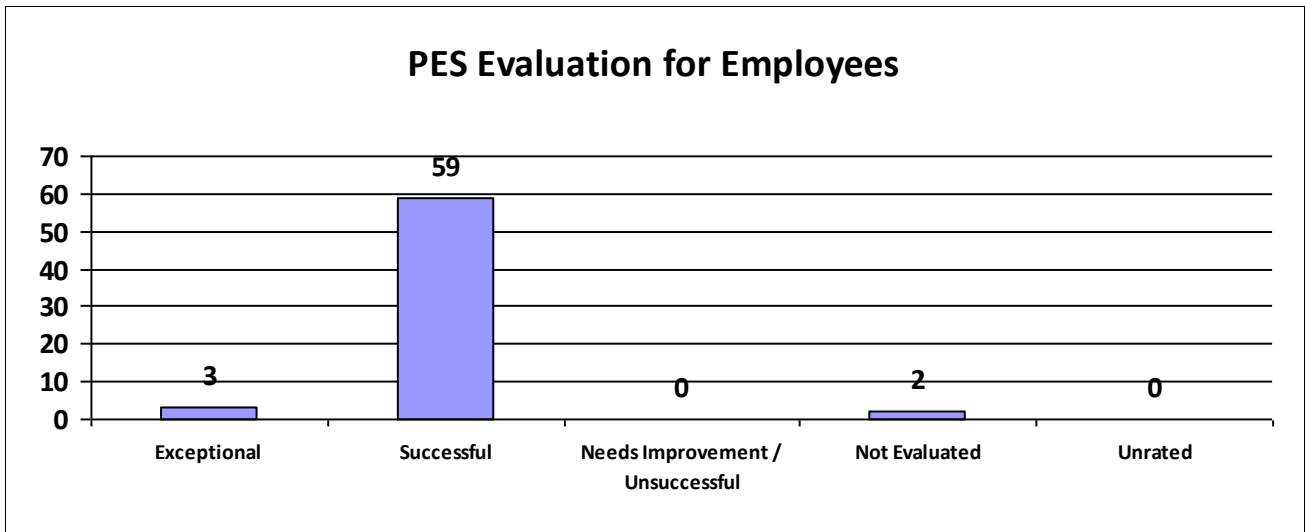
Information contained within this report reflects unaudited data provided directly to the Louisiana Department of State Civil Service by each state agency. Inconsistencies found throughout the report may be attributed to personnel changes not properly reflected in the agency's human resources information system during the performance evaluation period.



**State of Louisiana**  
**STATE CIVIL SERVICE**  
*PES Annual Report - Fiscal Year 2023-2024*

**Agency: Orleans Levee District**

Performance Year 07/01/2023 - 06/30/2024	Total # of Employees	Total %
Number of employees that were rated	64	100%
Number of employees that were unrated	0	0%



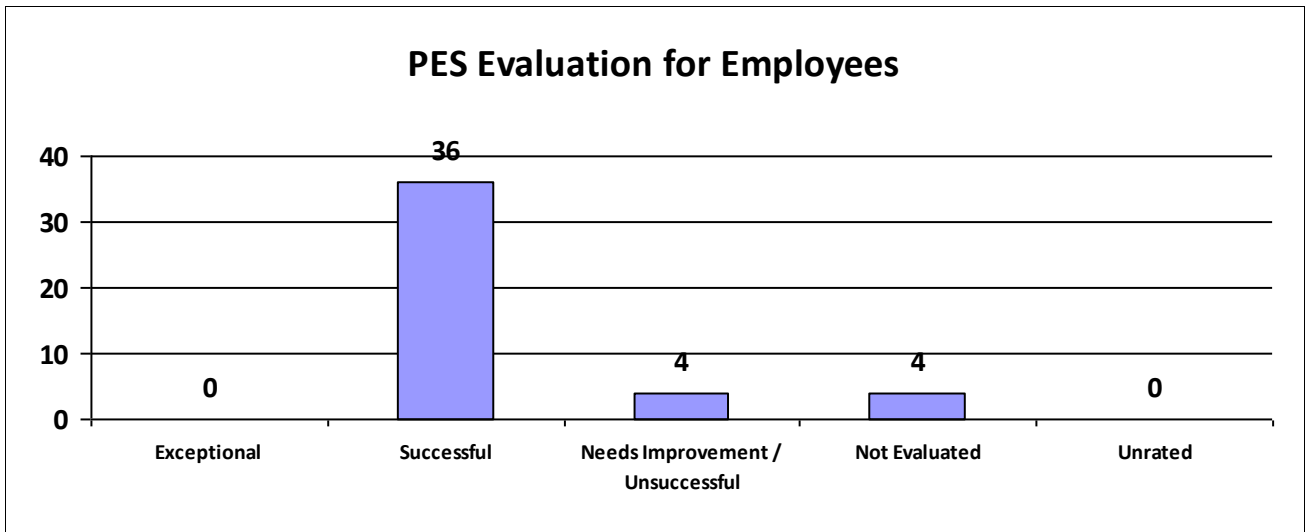
Information contained within this report reflects unaudited data provided directly to the Louisiana Department of State Civil Service by each state agency. Inconsistencies found throughout the report may be attributed to personnel changes not properly reflected in the agency's human resources information system during the performance evaluation period.



**State of Louisiana**  
**STATE CIVIL SERVICE**  
*PES Annual Report - Fiscal Year 2023-2024*

**Agency: Pontchartrain Levee District**

Performance Year 07/01/2023 - 06/30/2024	Total # of Employees	Total %
Number of employees that were rated	44	100%
Number of employees that were unrated	0	0%



Information contained within this report reflects unaudited data provided directly to the Louisiana Department of State Civil Service by each state agency. Inconsistencies found throughout the report may be attributed to personnel changes not properly reflected in the agency's human resources information system during the performance evaluation period.

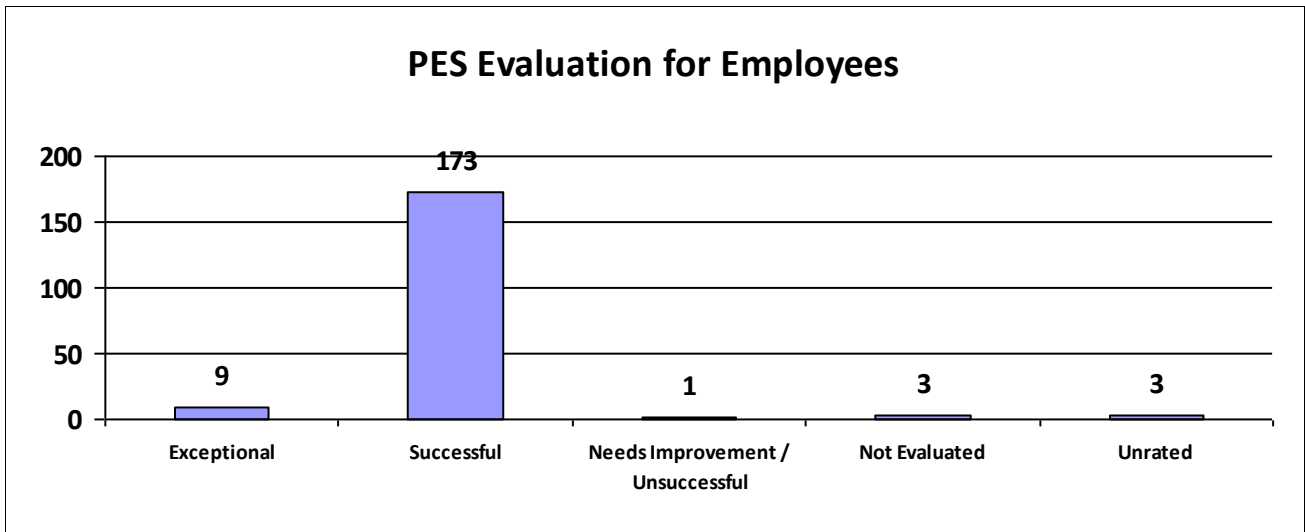




**State of Louisiana**  
**STATE CIVIL SERVICE**  
*PES Annual Report - Fiscal Year 2023-2024*

**Agency: Port of New Orleans Port Commission**

Performance Year 07/01/2023 - 06/30/2024	Total # of Employees	Total %
Number of employees that were rated	186	100%
Number of employees that were unrated	3	2%



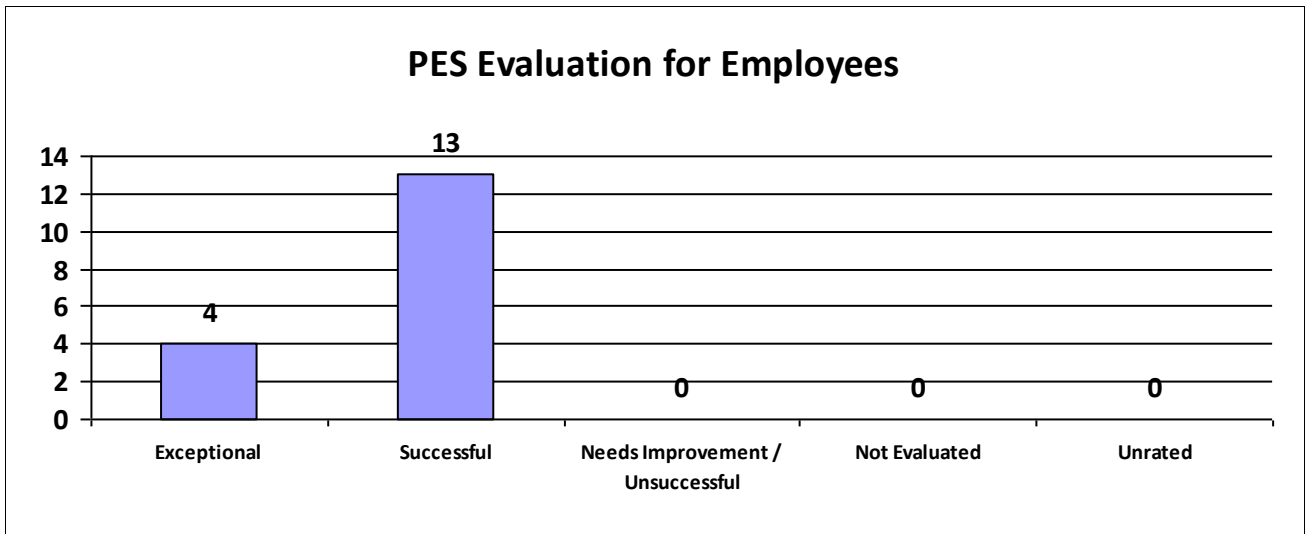
Information contained within this report reflects unaudited data provided directly to the Louisiana Department of State Civil Service by each state agency. Inconsistencies found throughout the report may be attributed to personnel changes not properly reflected in the agency's human resources information system during the performance evaluation period.



**State of Louisiana**  
**STATE CIVIL SERVICE**  
*PES Annual Report - Fiscal Year 2023-2024*

**Agency: Red River/Atchaf/Bayou Boeuf**

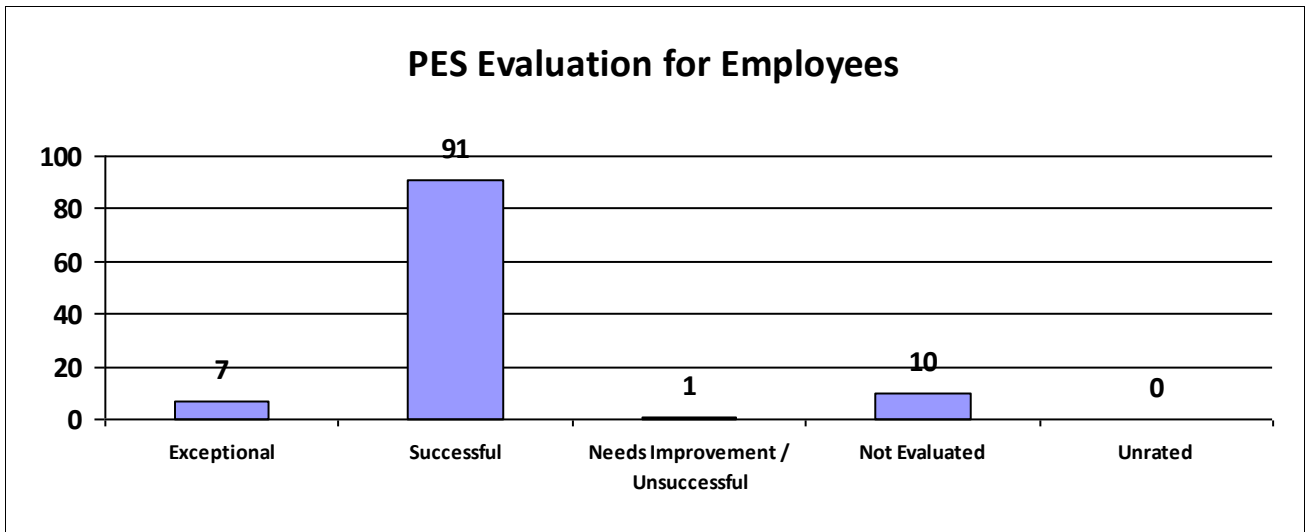
Performance Year 07/01/2023 - 06/30/2024	Total # of Employees	Total %
Number of employees that were rated	17	100%
Number of employees that were unrated	0	0%



Information contained within this report reflects unaudited data provided directly to the Louisiana Department of State Civil Service by each state agency. Inconsistencies found throughout the report may be attributed to personnel changes not properly reflected in the agency's human resources information system during the performance evaluation period.

**Agency: SE LA Flood Protect Auth-East**

<b>Performance Year 07/01/2023 - 06/30/2024</b>	<b>Total # of Employees</b>	<b>Total %</b>
Number of employees that were rated	109	100%
Number of employees that were unrated	0	0%



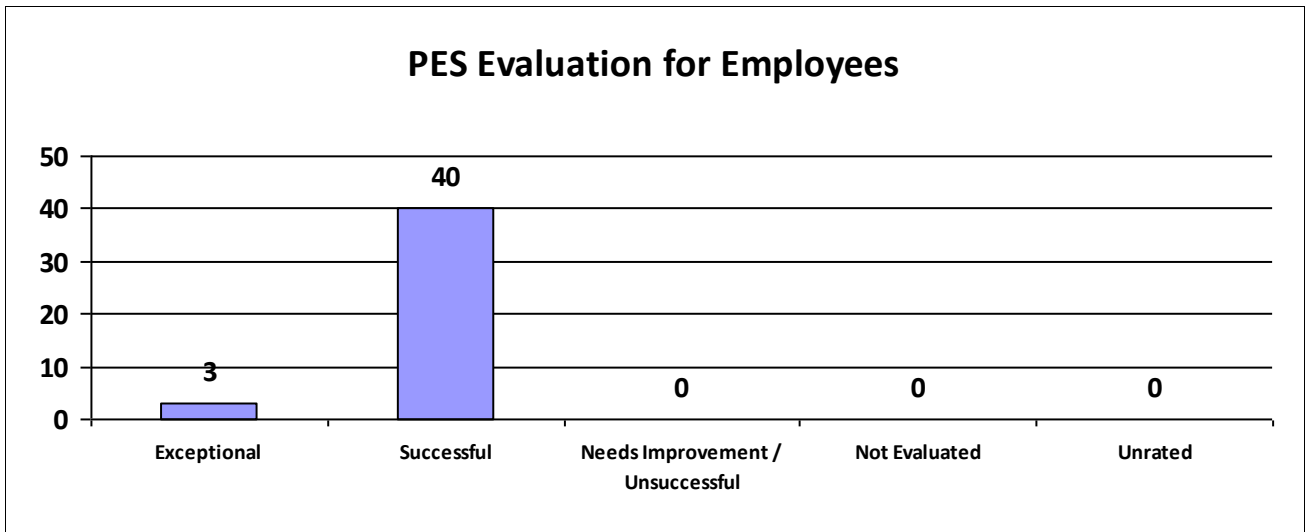
Information contained within this report reflects unaudited data provided directly to the Louisiana Department of State Civil Service by each state agency. Inconsistencies found throughout the report may be attributed to personnel changes not properly reflected in the agency's human resources information system during the performance evaluation period.



**State of Louisiana**  
**STATE CIVIL SERVICE**  
*PES Annual Report - Fiscal Year 2023-2024*

**Agency: SE LA Flood Protect Auth-West**

Performance Year 07/01/2023 - 06/30/2024	Total # of Employees	Total %
Number of employees that were rated	43	100%
Number of employees that were unrated	0	0%



Information contained within this report reflects unaudited data provided directly to the Louisiana Department of State Civil Service by each state agency. Inconsistencies found throughout the report may be attributed to personnel changes not properly reflected in the agency's human resources information system during the performance evaluation period.



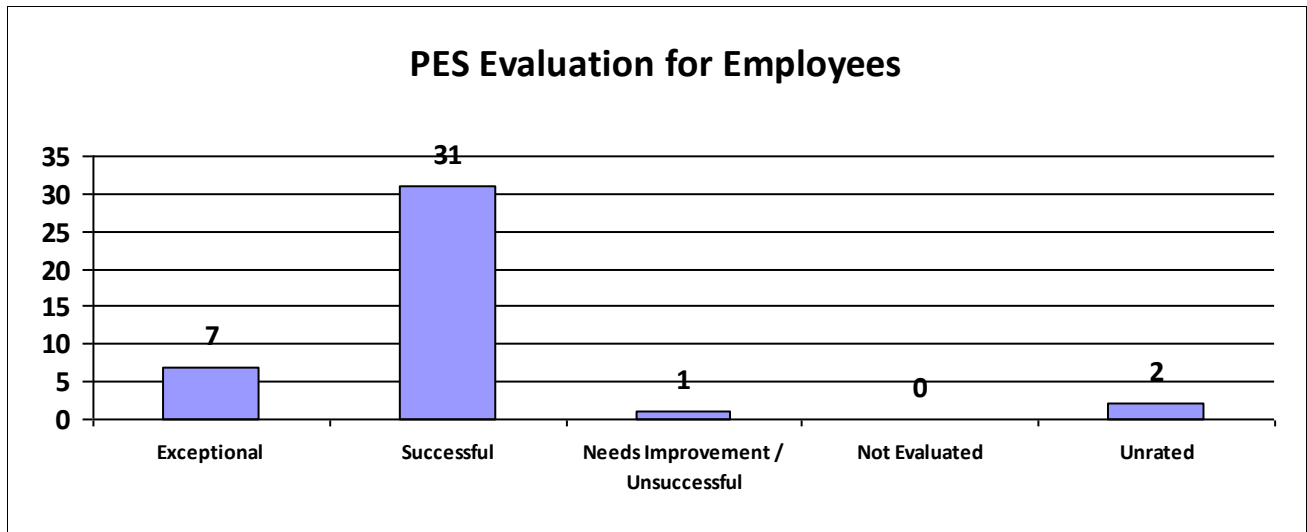
State of Louisiana

STATE CIVIL SERVICE

PES Annual Report - Fiscal Year 2023-2024

Agency: South Louisiana Port Commission

Performance Year 07/01/2023 - 06/30/2024	Total # of Employees	Total %
Number of employees that were rated	39	100%
Number of employees that were unrated	2	5%



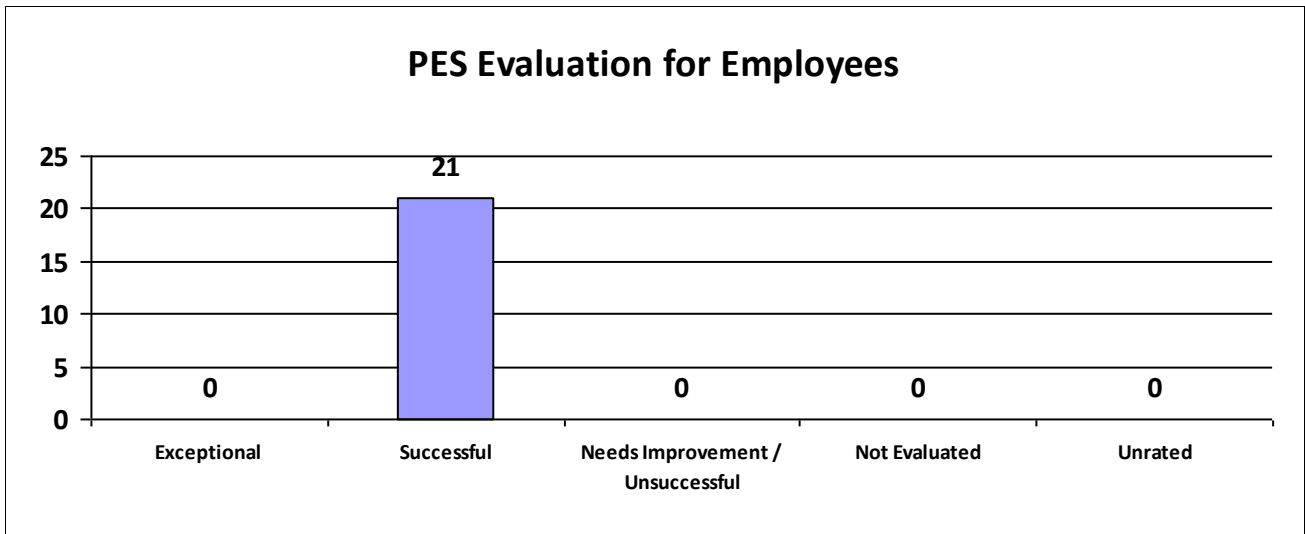
Information contained within this report reflects unaudited data provided directly to the Louisiana Department of State Civil Service by each state agency. Inconsistencies found throughout the report may be attributed to personnel changes not properly reflected in the agency's human resources information system during the performance evaluation period.



**State of Louisiana**  
**STATE CIVIL SERVICE**  
*PES Annual Report - Fiscal Year 2023-2024*

**Agency: Tensas Basin Levee District**

Performance Year 07/01/2023 - 06/30/2024	Total # of Employees	Total %
Number of employees that were rated	21	100%
Number of employees that were unrated	0	0%



Information contained within this report reflects unaudited data provided directly to the Louisiana Department of State Civil Service by each state agency. Inconsistencies found throughout the report may be attributed to personnel changes not properly reflected in the agency's human resources information system during the performance evaluation period.



State of Louisiana

STATE CIVIL SERVICE

*PES Annual Report - Fiscal Year 2023-2024*

**Major Department: PUBLIC SERVICE COMMISSION**

<b>Performance Year 07/01/2023 - 06/30/2024</b>	<b>Total # of Employees</b>	<b>Total %</b>
Number of employees that were rated	53	100%
Number of employees that were unrated	0	0%
Number of employees that were rated Exceptional	27	51%
Number of employees that were rated Successful	25	47.17%
Number of employees that were rated Needs Improvement / Unsuccessful	0	0%
Number of employees that were rated Not Evaluated	1	1.89%
Number of employees that were rated Unrated	0	0%

Information contained within this report reflects unaudited data provided directly to the Louisiana Department of State Civil Service by each state agency. Inconsistencies found throughout the report may be attributed to personnel changes not properly reflected in the agency's human resources information system during the performance evaluation period.



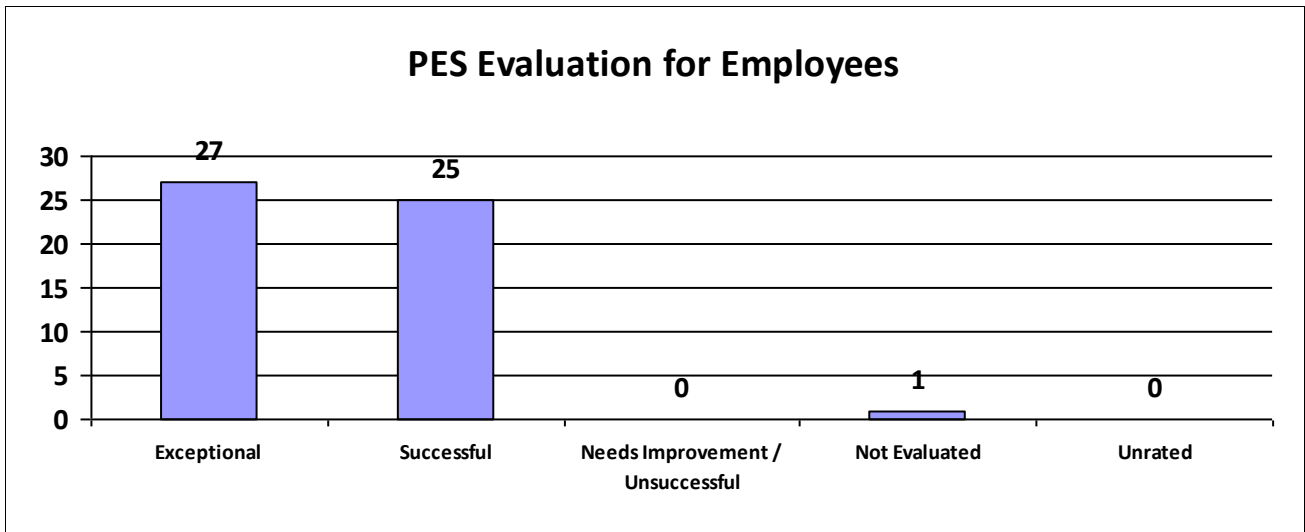
State of Louisiana

STATE CIVIL SERVICE

PES Annual Report - Fiscal Year 2023-2024

Agency: PSC-Public Service Commission

Performance Year 07/01/2023 - 06/30/2024	Total # of Employees	Total %
Number of employees that were rated	53	100%
Number of employees that were unrated	0	0%



Information contained within this report reflects unaudited data provided directly to the Louisiana Department of State Civil Service by each state agency. Inconsistencies found throughout the report may be attributed to personnel changes not properly reflected in the agency's human resources information system during the performance evaluation period.





State of Louisiana

STATE CIVIL SERVICE

*PES Annual Report - Fiscal Year 2023-2024*

**Major Department: RETIREMENT SYSTEMS**

<b>Performance Year 07/01/2023 - 06/30/2024</b>	<b>Total # of Employees</b>	<b>Total %</b>
Number of employees that were rated	256	100%
Number of employees that were unrated	0	0%
Number of employees that were rated Exceptional	75	29%
Number of employees that were rated Successful	172	67.19%
Number of employees that were rated Needs Improvement / Unsuccessful	3	1%
Number of employees that were rated Not Evaluated	6	2.34%
Number of employees that were rated Unrated	0	0%

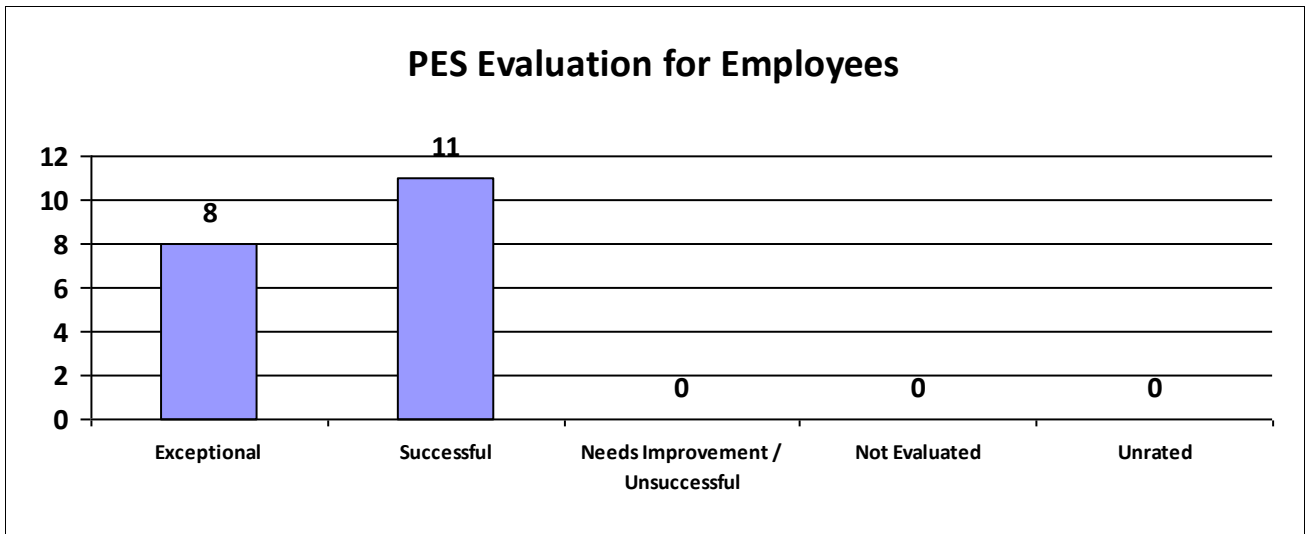
Information contained within this report reflects unaudited data provided directly to the Louisiana Department of State Civil Service by each state agency. Inconsistencies found throughout the report may be attributed to personnel changes not properly reflected in the agency's human resources information system during the performance evaluation period.



**State of Louisiana**  
**STATE CIVIL SERVICE**  
*PES Annual Report - Fiscal Year 2023-2024*

**Agency: La School Emp Retirement Sys**

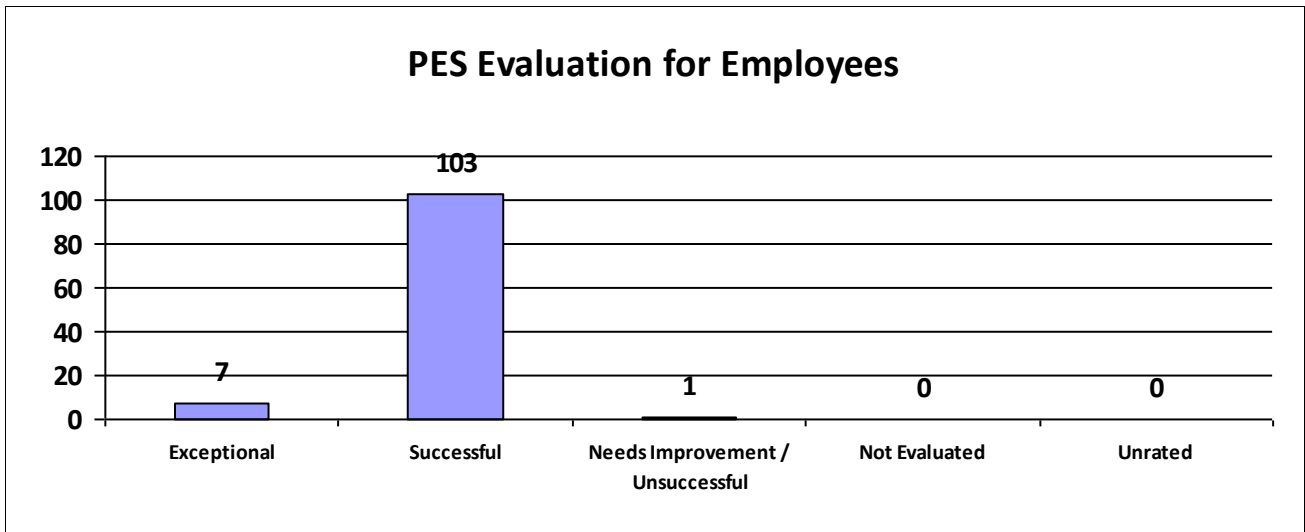
Performance Year 07/01/2023 - 06/30/2024	Total # of Employees	Total %
Number of employees that were rated	19	100%
Number of employees that were unrated	0	0%



Information contained within this report reflects unaudited data provided directly to the Louisiana Department of State Civil Service by each state agency. Inconsistencies found throughout the report may be attributed to personnel changes not properly reflected in the agency's human resources information system during the performance evaluation period.

**Agency: La St Emp Retirement System**

<b>Performance Year 07/01/2023 - 06/30/2024</b>	<b>Total # of Employees</b>	<b>Total %</b>
Number of employees that were rated	111	100%
Number of employees that were unrated	0	0%



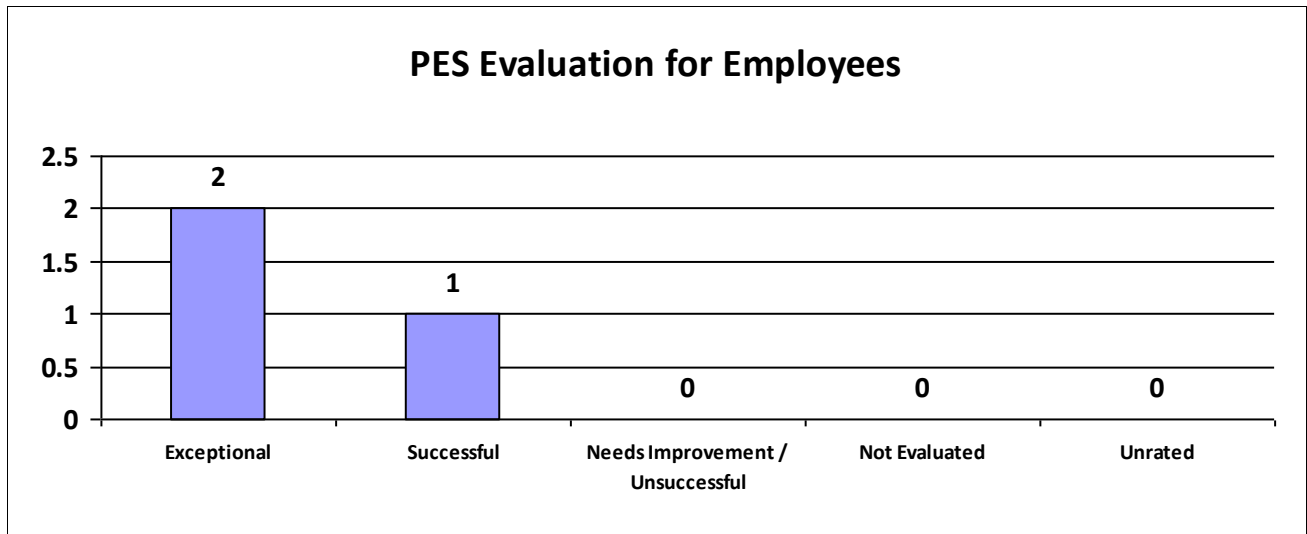
Information contained within this report reflects unaudited data provided directly to the Louisiana Department of State Civil Service by each state agency. Inconsistencies found throughout the report may be attributed to personnel changes not properly reflected in the agency's human resources information system during the performance evaluation period.



**State of Louisiana**  
**STATE CIVIL SERVICE**  
*PES Annual Report - Fiscal Year 2023-2024*

**Agency: State Police Retirement System**

Performance Year 07/01/2023 - 06/30/2024	Total # of Employees	Total %
Number of employees that were rated	3	100%
Number of employees that were unrated	0	0%



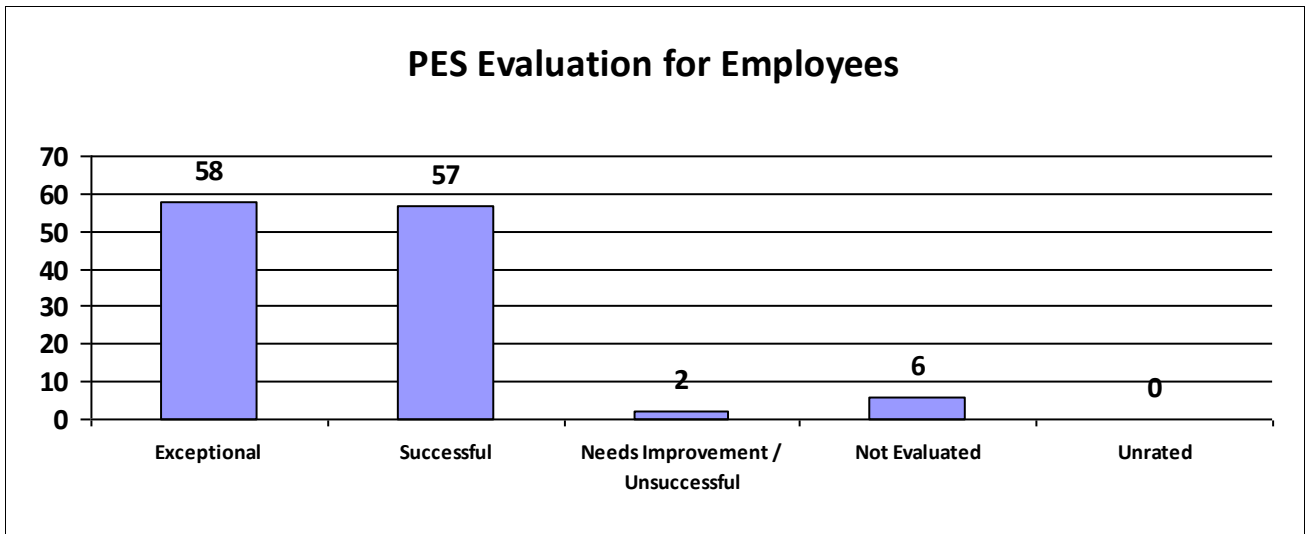
Information contained within this report reflects unaudited data provided directly to the Louisiana Department of State Civil Service by each state agency. Inconsistencies found throughout the report may be attributed to personnel changes not properly reflected in the agency's human resources information system during the performance evaluation period.



State of Louisiana  
**STATE CIVIL SERVICE**  
*PES Annual Report - Fiscal Year 2023-2024*

**Agency: Teachers Retirement System La**

Performance Year 07/01/2023 - 06/30/2024	Total # of Employees	Total %
Number of employees that were rated	123	100%
Number of employees that were unrated	0	0%



Information contained within this report reflects unaudited data provided directly to the Louisiana Department of State Civil Service by each state agency. Inconsistencies found throughout the report may be attributed to personnel changes not properly reflected in the agency's human resources information system during the performance evaluation period.



State of Louisiana

STATE CIVIL SERVICE

*PES Annual Report - Fiscal Year 2023-2024*

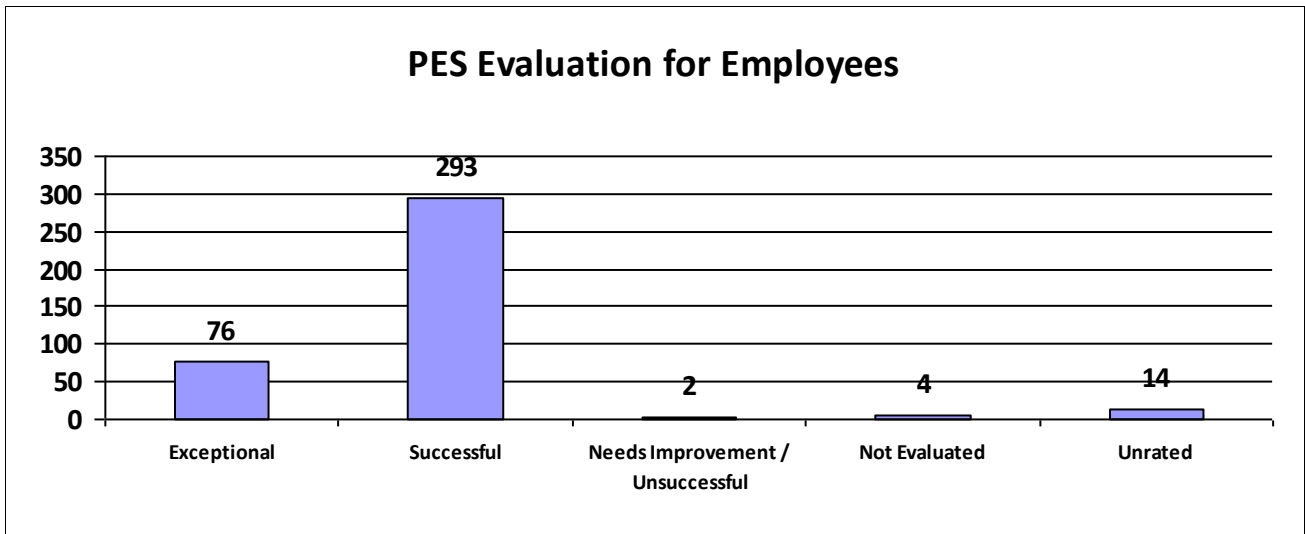
**Major Department: SECRETARY OF STATE**

<b>Performance Year 07/01/2023 - 06/30/2024</b>	<b>Total # of Employees</b>	<b>Total %</b>
Number of employees that were rated	375	100%
Number of employees that were unrated	14	3.73%
Number of employees that were rated Exceptional	76	20%
Number of employees that were rated Successful	293	78.13%
Number of employees that were rated Needs Improvement / Unsuccessful	2	1%
Number of employees that were rated Not Evaluated	4	1.07%
Number of employees that were rated Unrated	14	4%

Information contained within this report reflects unaudited data provided directly to the Louisiana Department of State Civil Service by each state agency. Inconsistencies found throughout the report may be attributed to personnel changes not properly reflected in the agency's human resources information system during the performance evaluation period.

**Agency: DOS-Secretary of State**

<b>Performance Year 07/01/2023 - 06/30/2024</b>	<b>Total # of Employees</b>	<b>Total %</b>
Number of employees that were rated	375	100%
Number of employees that were unrated	14	4%



Information contained within this report reflects unaudited data provided directly to the Louisiana Department of State Civil Service by each state agency. Inconsistencies found throughout the report may be attributed to personnel changes not properly reflected in the agency's human resources information system during the performance evaluation period.



**State of Louisiana**  
**STATE CIVIL SERVICE**  
*PES Annual Report - Fiscal Year 2023-2024*

**Major Department: VETERANS AFFAIRS**

<b>Performance Year 07/01/2023 - 06/30/2024</b>	<b>Total # of Employees</b>	<b>Total %</b>
Number of employees that were rated	680	100%
Number of employees that were unrated	0	0%
Number of employees that were rated Exceptional	265	39%
Number of employees that were rated Successful	338	49.71%
Number of employees that were rated Needs Improvement / Unsuccessful	23	3%
Number of employees that were rated Not Evaluated	54	7.94%
Number of employees that were rated Unrated	0	0%

Information contained within this report reflects unaudited data provided directly to the Louisiana Department of State Civil Service by each state agency. Inconsistencies found throughout the report may be attributed to personnel changes not properly reflected in the agency's human resources information system during the performance evaluation period.

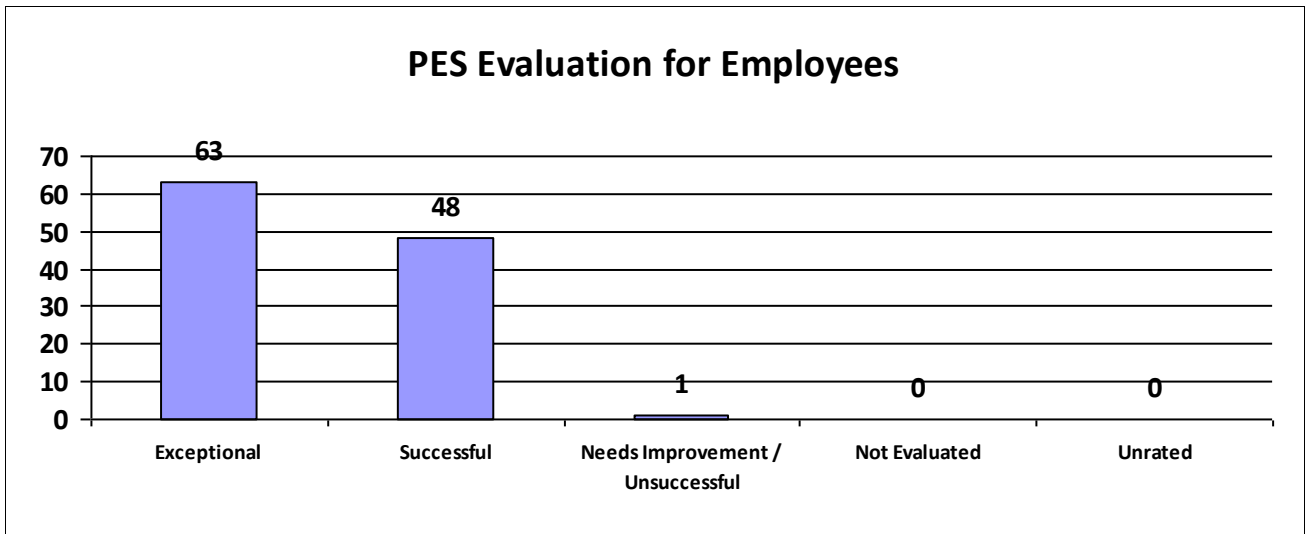




**State of Louisiana**  
**STATE CIVIL SERVICE**  
*PES Annual Report - Fiscal Year 2023-2024*

**Agency: DVA-Dept of Veterans Affairs**

Performance Year 07/01/2023 - 06/30/2024	Total # of Employees	Total %
Number of employees that were rated	112	100%
Number of employees that were unrated	0	0%



Information contained within this report reflects unaudited data provided directly to the Louisiana Department of State Civil Service by each state agency. Inconsistencies found throughout the report may be attributed to personnel changes not properly reflected in the agency's human resources information system during the performance evaluation period.



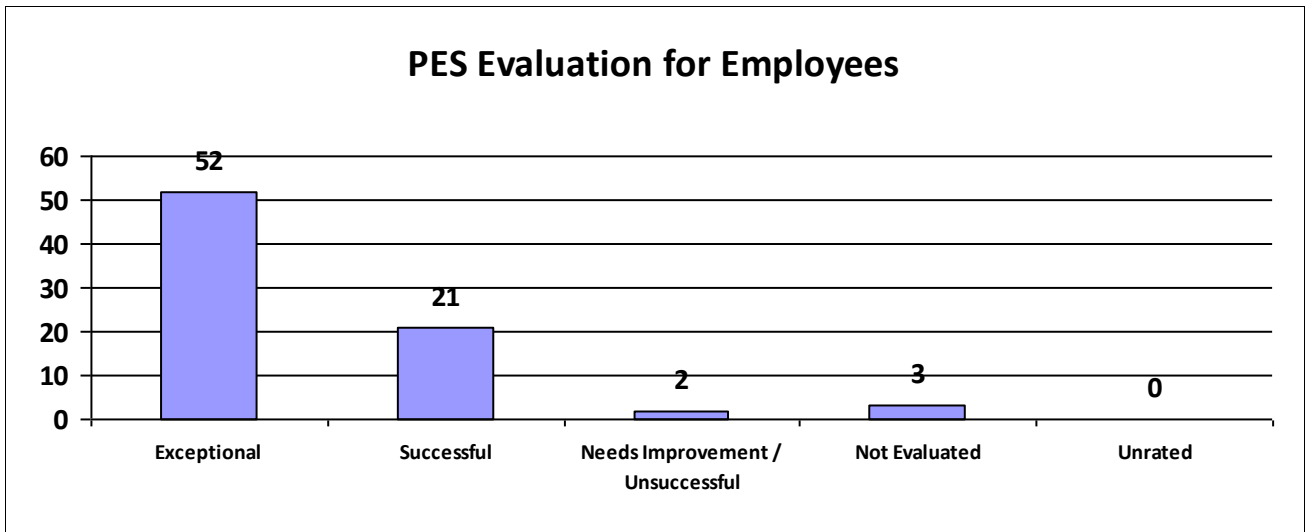
State of Louisiana

STATE CIVIL SERVICE

PES Annual Report - Fiscal Year 2023-2024

Agency: DVA-Louisiana Veterans Home

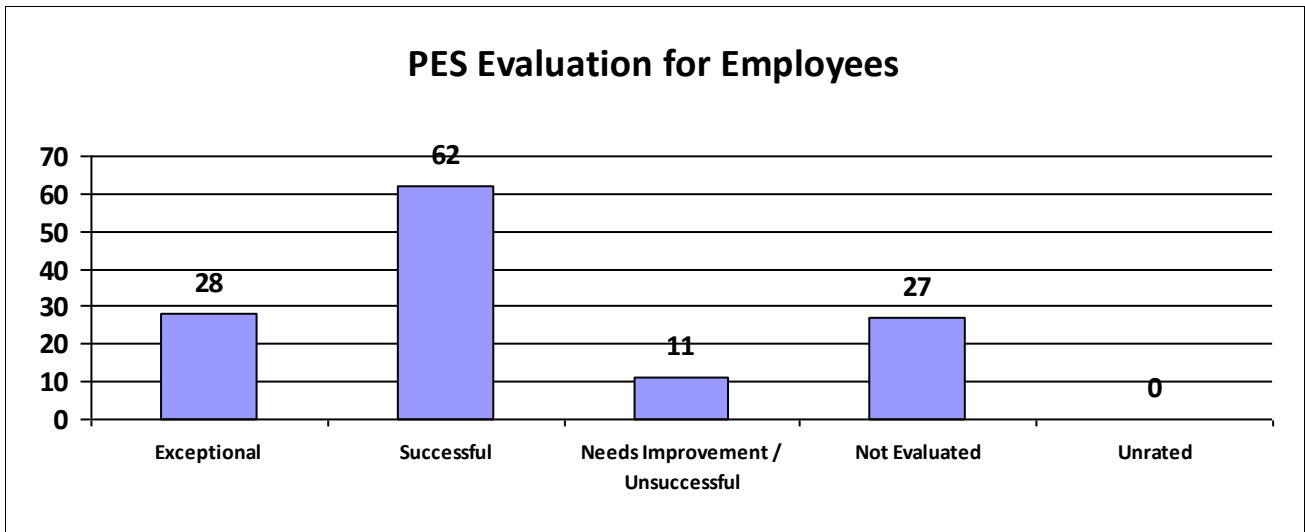
Performance Year 07/01/2023 - 06/30/2024	Total # of Employees	Total %
Number of employees that were rated	78	100%
Number of employees that were unrated	0	0%



Information contained within this report reflects unaudited data provided directly to the Louisiana Department of State Civil Service by each state agency. Inconsistencies found throughout the report may be attributed to personnel changes not properly reflected in the agency's human resources information system during the performance evaluation period.

**Agency: DVA-NE Louisiana Veterans Home**

<b>Performance Year 07/01/2023 - 06/30/2024</b>	<b>Total # of Employees</b>	<b>Total %</b>
Number of employees that were rated	128	100%
Number of employees that were unrated	0	0%



Information contained within this report reflects unaudited data provided directly to the Louisiana Department of State Civil Service by each state agency. Inconsistencies found throughout the report may be attributed to personnel changes not properly reflected in the agency's human resources information system during the performance evaluation period.



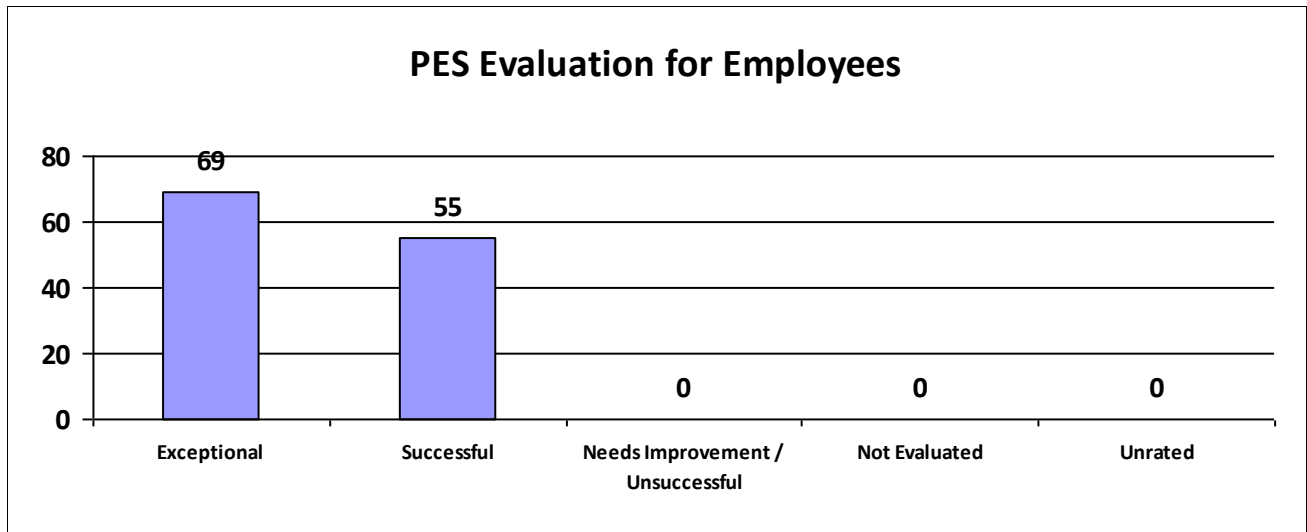
State of Louisiana

STATE CIVIL SERVICE

PES Annual Report - Fiscal Year 2023-2024

Agency: DVA-NW Louisiana Veterans Home

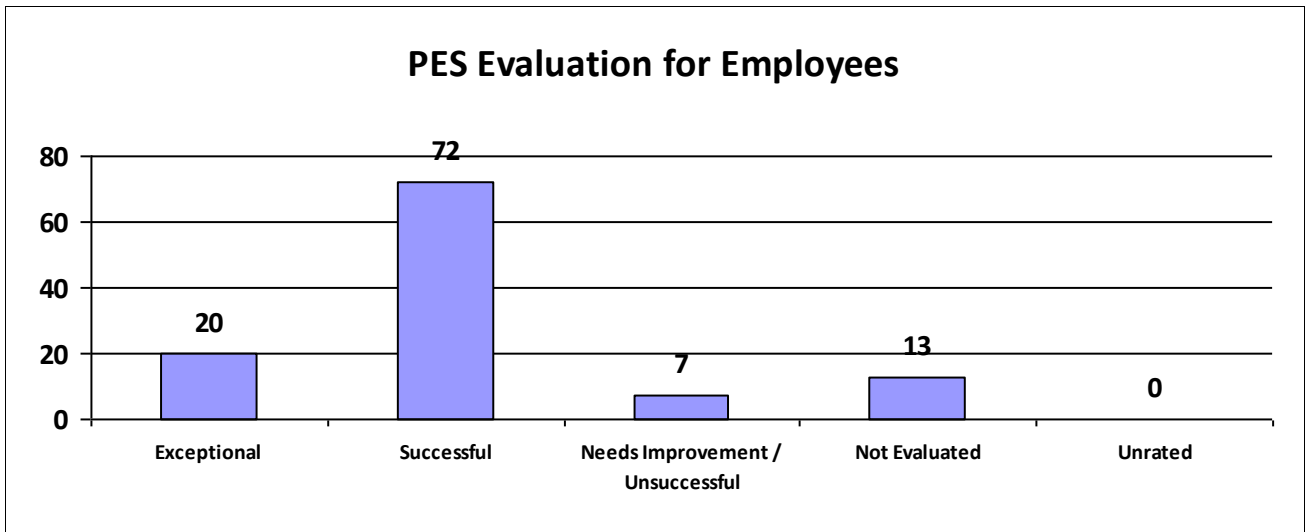
Performance Year 07/01/2023 - 06/30/2024	Total # of Employees	Total %
Number of employees that were rated	124	100%
Number of employees that were unrated	0	0%



Information contained within this report reflects unaudited data provided directly to the Louisiana Department of State Civil Service by each state agency. Inconsistencies found throughout the report may be attributed to personnel changes not properly reflected in the agency's human resources information system during the performance evaluation period.

**Agency: DVA-SE Louisiana Veterans Home**

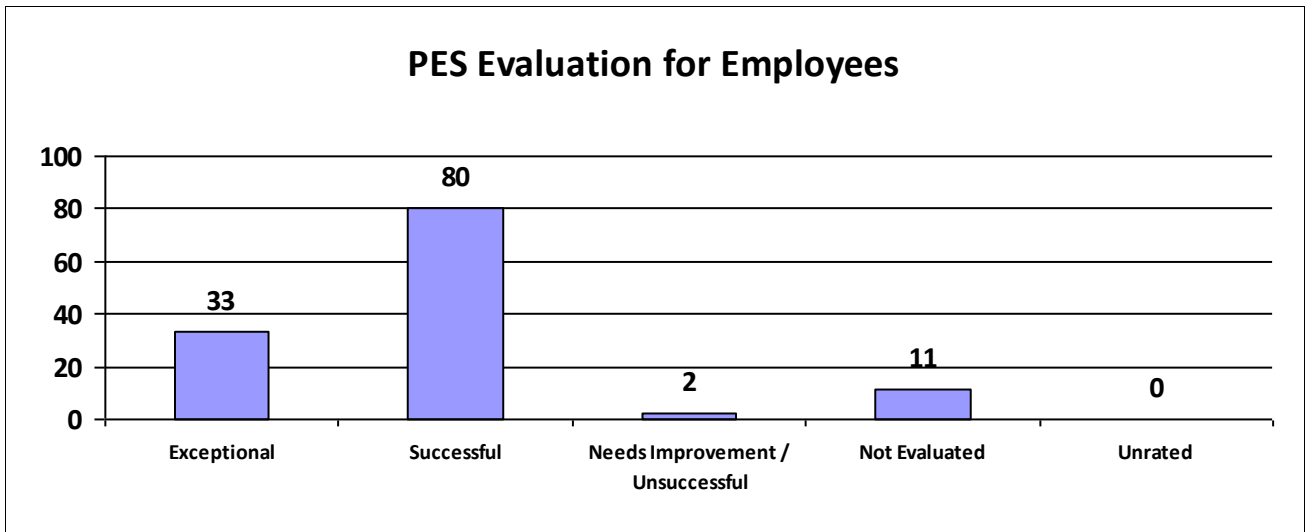
<b>Performance Year 07/01/2023 - 06/30/2024</b>	<b>Total # of Employees</b>	<b>Total %</b>
Number of employees that were rated	112	100%
Number of employees that were unrated	0	0%



Information contained within this report reflects unaudited data provided directly to the Louisiana Department of State Civil Service by each state agency. Inconsistencies found throughout the report may be attributed to personnel changes not properly reflected in the agency's human resources information system during the performance evaluation period.

**Agency: DVA-SW Louisiana Veterans Home**

<b>Performance Year 07/01/2023 - 06/30/2024</b>	<b>Total # of Employees</b>	<b>Total %</b>
Number of employees that were rated	126	100%
Number of employees that were unrated	0	0%



Information contained within this report reflects unaudited data provided directly to the Louisiana Department of State Civil Service by each state agency. Inconsistencies found throughout the report may be attributed to personnel changes not properly reflected in the agency's human resources information system during the performance evaluation period.

## Reporting Agencies for Fiscal Year 2023-2024

Major Department	Personnel Area	Pers Area Name
CIVIL SERVICE AGENCIES	0560	CS-State Civil Service
CIVIL SERVICE AGENCIES	0561	CS-Municipal Fire Police
CIVIL SERVICE AGENCIES	0562	CS-Ethics Administration
DEPARTMENT OF AGRICULTURE AND FORESTRY	0160	DAF-Agriculture & Forestry
DEPARTMENT OF CHILDREN & FAMILY SERVICES	0360	DCFS-Off for Child/Family Srv
DEPARTMENT OF CORRECTIONS	0400	DOC-Administration
DEPARTMENT OF CORRECTIONS	0402	DOC-La State Penitentiary
DEPARTMENT OF CORRECTIONS	0405	DOC-Raymond Laborde Corr Ctr
DEPARTMENT OF CORRECTIONS	0406	DOC-La Correctional Inst Women
DEPARTMENT OF CORRECTIONS	0408	DOC-Allen Correctional Centr
DEPARTMENT OF CORRECTIONS	0409	DOC-Dixon Correctional Inst
DEPARTMENT OF CORRECTIONS	0413	DOC-Elayn Hunt Correction Ctr
DEPARTMENT OF CORRECTIONS	0414	DOC-David Wade Correction Ctr
DEPARTMENT OF CORRECTIONS	0415	DOC-Adult Probation and Parole
DEPARTMENT OF CORRECTIONS	0416	DOC-Rayburn Correctional Ctr
DEPARTMENT OF CORRECTIONS	0811	DOC-Prison Enterprises
DEPARTMENT OF ECONOMIC DEVELOPMENT	0251	LED-Off of the Secretary
DEPARTMENT OF ECONOMIC DEVELOPMENT	0252	LED-Off Of Business Developmen
DEPARTMENT OF EDUCATION	0678	DOE State Activities
DEPARTMENT OF ENVIRONMENTAL QUALITY	0856	Dept of Environmental Quality
DEPARTMENT OF INSURANCE	0165	DOI-Commissioner of Insurance
DEPARTMENT OF PUBLIC SAFETY	0418	DPS-Office of Mgt and Finance
DEPARTMENT OF PUBLIC SAFETY	0419	DPS-Office of State Police
DEPARTMENT OF PUBLIC SAFETY	0420	DPS-Office of Motor Vehicles
DEPARTMENT OF PUBLIC SAFETY	0422	DPS-Off of State Fire Marshal
DEPARTMENT OF PUBLIC SAFETY	0423	DPS-La Gaming Control Board
DEPARTMENT OF PUBLIC SAFETY	0424	DPS-Liquefied Petrol Gas Comm
DEPARTMENT OF PUBLIC SAFETY	0425	DPS-La Highway Safety Comm
DEPARTMENT OF PUBLIC SAFETY	0A88	Private Security Examiners
DEPARTMENT OF PUBLIC SAFETY	0A91	Private Investigator Examiners
DEPARTMENT OF REVENUE	0440	DOR-Office of Revenue
DEPARTMENT OF REVENUE	0A41	LA Sales/Use Tax Com Rem Sells
DEPARTMENT OF TREASURY	0147	STO-State Treasurer
DEPARTMENT OF WILDLIFE AND FISHERIES	0511	WLF-Off of Mgt & Finance
DEPARTMENT OF WILDLIFE AND FISHERIES	0512	WLF-Off of Secretary
DEPARTMENT OF WILDLIFE AND FISHERIES	0513	WLF-Office of Wildlife
DEPARTMENT OF WILDLIFE AND FISHERIES	0514	WLF-Office of Fisheries
DEPT OF CULTURE, RECREATION AND TOURISM	0261	CRT-Off of the Secretary
DEPT OF CULTURE, RECREATION AND TOURISM	0262	CRT-Off of the State Library
DEPT OF CULTURE, RECREATION AND TOURISM	0263	CRT-Off of State Museum
DEPT OF CULTURE, RECREATION AND TOURISM	0264	CRT-Office of State Parks
DEPT OF CULTURE, RECREATION AND TOURISM	0265	CRT-Off of Cultural Dev
DEPT OF CULTURE, RECREATION AND TOURISM	0267	CRT-Off of Tourism

## Reporting Agencies for Fiscal Year 2023-2024

Major Department	Personnel Area	Pers Area Name
DEPT OF ENERGY AND NATURAL RESOURCES	0431	DENR-Office of the Secretary
DEPT OF ENERGY AND NATURAL RESOURCES	0432	DENR-Office of Conservation
DEPT OF TRANSPORTATION AND DEVELOPMENT	0273	DOTD-Administration
DEPT OF TRANSPORTATION AND DEVELOPMENT	0276	DOTD-Engineering & Operations
DEPT OF TRANSPORTATION AND DEVELOPMENT	0A90	Bd of Reg Prof Eng & Land Surv
DEPT OF TRANSPORTATION AND DEVELOPMENT	N813	Sabine River Authority
EDUCATION - OTHER	0656	SSC - Special School District
EDUCATION - OTHER	0658	SSC-Thrive Academy
EDUCATION - OTHER	0662	SSC-La Educational TV Author
EDUCATION - OTHER	0673	SSC-N O Ctr for Creative Arts
EXECUTIVE DEPARTMENT	0102	Gov-Office of Inspector Gen
EXECUTIVE DEPARTMENT	0103	Gov-Mental Health Advocacy Ser
EXECUTIVE DEPARTMENT	0106	Gov-La Tax Commission
EXECUTIVE DEPARTMENT	0107	Gov-Div of Administration
EXECUTIVE DEPARTMENT	0109	Gov - Coast Prot & Restor Auth
EXECUTIVE DEPARTMENT	0116	Gov-Off. State Public Defender
EXECUTIVE DEPARTMENT	0129	Gov-La Comm Law Enforce Adm CJ
EXECUTIVE DEPARTMENT	0133	Gov-Office of Elderly Affairs
EXECUTIVE DEPARTMENT	0254	GOV-La St Racing Commission
EXECUTIVE DEPARTMENT	0255	GOV-Office of Financial Instit
EXECUTIVE DEPARTMENT	0800	DOA-Office of Group Benefits
EXECUTIVE DEPARTMENT	0804	DOA-Office of Risk Management
EXECUTIVE DEPARTMENT	0806	DOA-La Property Assist Agency
EXECUTIVE DEPARTMENT	0807	DOA-Fed Property Assistance
EXECUTIVE DEPARTMENT	0815	DOA-Office of Technology Svcs
EXECUTIVE DEPARTMENT	0816	CS-Div of Administrative Law
EXECUTIVE DEPARTMENT	0820	DOA-Office of St Procurement
EXECUTIVE DEPARTMENT	0829	DOA-Off of Aircraft Services
EXECUTIVE DEPARTMENT	0A04	Louisiana Housing Corporation
EXECUTIVE DEPARTMENT	0A97	La Patients Compensation Fund
EXECUTIVE DEPARTMENT	0B01	Arch Examrs La St Bd /Gov
EXECUTIVE DEPARTMENT	0B05	Cemetery Bd La /Gov
EXECUTIVE DEPARTMENT	0B07	CPAs La St Bd /Gov
EXECUTIVE DEPARTMENT	0B11	Real Est Appr Bd Cert La /Gov
EXECUTIVE DEPARTMENT	0B12	Contractor Lic Bd La St /Gov
EXECUTIVE DEPARTMENT	0B20	Real Estate Comm La /Gov
EXECUTIVE DEPARTMENT	0B27	Used Mtr Veh&Parts Comm /Gov
EXECUTIVE DEPARTMENT	0B28	Motor Vehicle Comm La /Gov
EXECUTIVE DEPARTMENT	0B83	State Board of Cosmetology
HIGHER EDUCATION	0601	LSU A & M College
HIGHER EDUCATION	0602	LSU-Alexandria
HIGHER EDUCATION	0603	University of New Orleans
HIGHER EDUCATION	0604	LSU-Health Sciences Center NO



## Reporting Agencies for Fiscal Year 2023-2024

Major Department	Personnel Area	Pers Area Name
HIGHER EDUCATION	0605	LSU-Eunice
HIGHER EDUCATION	0606	LSU-Shreveport
HIGHER EDUCATION	0607	LSU-Agriculture Center
HIGHER EDUCATION	0609	LSU-Pennington Biomedical Res
HIGHER EDUCATION	0611	LSU-Health Sciences Ctr Shreve
HIGHER EDUCATION	0612	Baton Rouge Community College
HIGHER EDUCATION	0616	SU A & M College
HIGHER EDUCATION	0617	SU New Orleans
HIGHER EDUCATION	0618	SU Shreveport
HIGHER EDUCATION	0621	Nicholls State University
HIGHER EDUCATION	0623	Grambling State University
HIGHER EDUCATION	0625	La Tech University
HIGHER EDUCATION	0627	McNeese State University
HIGHER EDUCATION	0629	University of La-Monroe
HIGHER EDUCATION	0631	Northwestern State University
HIGHER EDUCATION	0634	Southeastern La University
HIGHER EDUCATION	0640	University of La-Lafayette
HIGHER EDUCATION	0641	Delgado Community College
HIGHER EDUCATION	0643	Nunez Community College
HIGHER EDUCATION	0644	Bossier Community College
HIGHER EDUCATION	0671	HED-Board of Regents
HIGHER EDUCATION	0731	L.E.Fletcher Tech Comm College
HIGHER EDUCATION	0751	Sowela Tech Comm College
HIGHER EDUCATION	0770	Northwest Technical College
HIGHER EDUCATION	0788	Northshore Tech Comm College
HIGHER EDUCATION	0789	Central LA Tech Comm College
HIGHER EDUCATION	N645	South La Community College-NP
HIGHER EDUCATION	N646	River Parish Comm College-NP
HIGHER EDUCATION	N647	La Delta Community College-NP
HOUSING AUTHORITIES	0H01	Abbeville Housing Authority
HOUSING AUTHORITIES	0H03	Alexandria Housing Authority
HOUSING AUTHORITIES	0H04	Bogalusa Housing Authority
HOUSING AUTHORITIES	0H08	Church Point Housing Auth
HOUSING AUTHORITIES	0H11	Crowley Housing Authority
HOUSING AUTHORITIES	0H12	Donaldsonville Housing Auth
HOUSING AUTHORITIES	0H18	Jefferson Parish Housing Auth
HOUSING AUTHORITIES	0H19	Kaplan Housing Authority
HOUSING AUTHORITIES	0H20	Jonesboro Housing Auth
HOUSING AUTHORITIES	0H21	Jennings Housing Authority
HOUSING AUTHORITIES	0H23	Lake Charles Housing Auth
HOUSING AUTHORITIES	0H24	Mamou Housing Authority
HOUSING AUTHORITIES	0H30	Oakdale Housing Authority
HOUSING AUTHORITIES	0H32	Opelousas Housing Authority

## Reporting Agencies for Fiscal Year 2023-2024

Major Department	Personnel Area	Pers Area Name
HOUSING AUTHORITIES	0H33	Patterson Housing Authority
HOUSING AUTHORITIES	0H34	Rayne Housing Authority
HOUSING AUTHORITIES	0H35	Ruston Housing Authority
HOUSING AUTHORITIES	0H36	St Martinville Housing Auth
HOUSING AUTHORITIES	0H38	Sulphur Housing Authority
HOUSING AUTHORITIES	0H39	Thibodaux Housing Authority
HOUSING AUTHORITIES	0H40	Vinton Housing Authority
HOUSING AUTHORITIES	0H41	Vernon Parish Housing Auth
HOUSING AUTHORITIES	0H42	Ville Platte Housing Auth
HOUSING AUTHORITIES	0H43	Westwego Housing Authority
HOUSING AUTHORITIES	0H44	St Landry Parish Housing Auth
HOUSING AUTHORITIES	0H45	Pineville Housing Authority
HOUSING AUTHORITIES	0H46	South Landry Housing Authority
HOUSING AUTHORITIES	0H49	Ponchatoula Housing Auth
HOUSING AUTHORITIES	0H50	Sabine Parish Housing Auth
HOUSING AUTHORITIES	0H51	Lafourche Parish Housing Auth
HOUSING AUTHORITIES	0H53	Independence Housing Authority
HOUSING AUTHORITIES	0H55	Lake Providence Housing Auth
HOUSING AUTHORITIES	0H57	Rayville Housing Authority
HOUSING AUTHORITIES	0H59	St James Parish Housing Auth
HOUSING AUTHORITIES	0H60	Mansfield Housing Authority
HOUSING AUTHORITIES	0H61	St Charles Parish Housing Auth
HOUSING AUTHORITIES	0H63	City Of Natchitoches Hse Auth
HOUSING AUTHORITIES	0H66	Lake Arthur Housing Authority
HOUSING AUTHORITIES	0H67	Houma Housing Authority
HOUSING AUTHORITIES	0H69	Erath Housing Authority
HOUSING AUTHORITIES	0H72	Natchitoches Parish Hse Auth
HOUSING AUTHORITIES	0H75	Ferriday Housing Authority
HOUSING AUTHORITIES	0H78	East Carroll Housing Auth
HOUSING AUTHORITIES	0H80	Grambling Housing Authority
HOUSING AUTHORITIES	0H81	Jena Housing Authority
HOUSING AUTHORITIES	0H86	Haynesville Housing Authority
HOUSING AUTHORITIES	0H89	Hammond Housing Authority
HOUSING AUTHORITIES	0H91	Winnsboro Housing Authority
LOUISIANA DEPARTMENT OF HEALTH	0300	LDH-Jeff Parish Human Srv Auth
LOUISIANA DEPARTMENT OF HEALTH	0301	LDH-FI Parishes Human Srv Auth
LOUISIANA DEPARTMENT OF HEALTH	0302	LDH-Capital Area Human Svc Dst
LOUISIANA DEPARTMENT OF HEALTH	0303	LDH-Developml Disabilities Cn
LOUISIANA DEPARTMENT OF HEALTH	0305	LDH-Medical Vendor Admin
LOUISIANA DEPARTMENT OF HEALTH	0307	LDH-Office of Secretary
LOUISIANA DEPARTMENT OF HEALTH	0309	LDH-S Ctrl LA Human Ser Auth
LOUISIANA DEPARTMENT OF HEALTH	0310	LDH-NE Delta Human Svc Auth
LOUISIANA DEPARTMENT OF HEALTH	0320	LDH-Aging and Adult Services

## Reporting Agencies for Fiscal Year 2023-2024

Major Department	Personnel Area	Pers Area Name
LOUISIANA DEPARTMENT OF HEALTH	0324	LDH-LA Emergency Response Net
LOUISIANA DEPARTMENT OF HEALTH	0325	LDH-Acadiana Area Hman Svc Dst
LOUISIANA DEPARTMENT OF HEALTH	0326	LDH-Office of Public Health
LOUISIANA DEPARTMENT OF HEALTH	0327	LDH-Off of the Surgeon General
LOUISIANA DEPARTMENT OF HEALTH	0330	LDH-Off of Behavioral Hlth
LOUISIANA DEPARTMENT OF HEALTH	0340	LDH-Off for Citizen w/ Dev Dis
LOUISIANA DEPARTMENT OF HEALTH	0350	LDH-OFF ON WOMEN'S & COMM HLTH
LOUISIANA DEPARTMENT OF HEALTH	0375	LDH-Imperial Calc Hum Svc Auth
LOUISIANA DEPARTMENT OF HEALTH	0376	LDH-Central LA Hum Svc Dist
LOUISIANA DEPARTMENT OF HEALTH	0377	LDH-NW LA Hum Svcs District
LOUISIANA DEPARTMENT OF HEALTH	0B13	Med Examrs La St Bd /DHH
LOUISIANA DEPARTMENT OF HEALTH	0B14	Nursing La St Bd /DHH
LOUISIANA DEPARTMENT OF HEALTH	0B15	Physical Therapy St Bd /DHH
LOUISIANA DEPARTMENT OF HEALTH	0B18	Prac Nurse Exam La St Bd /DHH
LOUISIANA DEPARTMENT OF HEALTH	0B35	Dentistry La St Bd /DHH
LOUISIANA DEPARTMENT OF HEALTH	0B38	Lic Prof Counslrs Bd Exam /DHH
LOUISIANA DEPARTMENT OF HEALTH	0B41	Pharmacy La Bd Of /DHH
LOUISIANA DEPARTMENT OF HEALTH	0B48	Social Work Exam La Bd /DHH
LOUISIANA DEPARTMENT OF HEALTH	N304	Metropolitan Human Svc Dst
LOUISIANA HEALTH CARE SERVICES DIVISION	0308	LSU/Health Care Svc Div
LOUISIANA HEALTH CARE SERVICES DIVISION	0317	Lallie Kemp Regional Med Ctr
LOUISIANA WORKFORCE COMMISSION	0474	LWC-Workforce Support/Training
LOUISIANA WORKFORCE COMMISSION	0B16	Plumbing La St Bd /DOL
LOUISIANA WORKFORCE COMMISSION	0B46	Barber Examiners Board /DOL
OFFICE OF JUVENILE JUSTICE	0403	DYS-Off of Juvenile Justice
PORTS,LEVEE BOARDS,FRESH WATER DISTRICTS	0L02	Caddo Levee Dist
PORTS,LEVEE BOARDS,FRESH WATER DISTRICTS	0L03	Lafourche Basin Cons Levee/Drn
PORTS,LEVEE BOARDS,FRESH WATER DISTRICTS	0L05	Tensas Basin Levee Dist
PORTS,LEVEE BOARDS,FRESH WATER DISTRICTS	0L06	Fifth La Levee District
PORTS,LEVEE BOARDS,FRESH WATER DISTRICTS	0L08	Lake Borgne Basin Levee Dist
PORTS,LEVEE BOARDS,FRESH WATER DISTRICTS	0L09	Atchafalaya Basin Levee Dist
PORTS,LEVEE BOARDS,FRESH WATER DISTRICTS	0L10	Orleans Levee Dist
PORTS,LEVEE BOARDS,FRESH WATER DISTRICTS	0L13	Pontchartrain Levee Dist
PORTS,LEVEE BOARDS,FRESH WATER DISTRICTS	0L14	Red River/Atchaf/Bayou Boeuf
PORTS,LEVEE BOARDS,FRESH WATER DISTRICTS	0L21	East Jefferson Levee Dist
PORTS,LEVEE BOARDS,FRESH WATER DISTRICTS	0L26	Natchitoches Levee & Drainage
PORTS,LEVEE BOARDS,FRESH WATER DISTRICTS	0L30	SE LA Flood Protect Auth-East
PORTS,LEVEE BOARDS,FRESH WATER DISTRICTS	0L31	SE LA Flood Protect Auth-West
PORTS,LEVEE BOARDS,FRESH WATER DISTRICTS	0L34	Lakefront Management Authority
PORTS,LEVEE BOARDS,FRESH WATER DISTRICTS	0P03	Greater BR Port Comm
PORTS,LEVEE BOARDS,FRESH WATER DISTRICTS	0P17	Port of New Orleans Port Comm
PORTS,LEVEE BOARDS,FRESH WATER DISTRICTS	0P21	South Louisiana Port Comm
PORTS,LEVEE BOARDS,FRESH WATER DISTRICTS	0P26	Lake Charles Harbor &Term Dist

## Reporting Agencies for Fiscal Year 2023-2024

Major Department	Personnel Area	Pers Area Name
PUBLIC SERVICE COMMISSION	0158	PSC-Public Service Commission
RETIREMENT SYSTEMS	0571	La School Emp Retirement Sys
RETIREMENT SYSTEMS	0572	La St Emp Retirement System
RETIREMENT SYSTEMS	0573	Teachers Retirement System La
RETIREMENT SYSTEMS	0575	State Police Retirement System
SECRETARY OF STATE	0139	DOS-Secretary of State
VETERANS AFFAIRS	0130	DVA-Dept of Veterans Affairs
VETERANS AFFAIRS	0131	DVA-Louisiana Veterans Home
VETERANS AFFAIRS	0132	DVA-NE Louisiana Veterans Home
VETERANS AFFAIRS	0134	DVA-SW Louisiana Veterans Home
VETERANS AFFAIRS	0135	DVA-NW Louisiana Veterans Home
VETERANS AFFAIRS	0136	DVA-SE Louisiana Veterans Home

### Non-Reporting Agencies for Fiscal Year 2023-2024

Major Department	Personnel Area	Personnel Area Code	Classified Employee Count
EDUCATION - OTHER	SSC-JDL La Sch Math Sci & Arts	0657	11
HOUSING AUTHORITIES	Arcadia Housing Authority	0H77	3
HOUSING AUTHORITIES	Caldwell Parish Housing Authority	0H10	1
HOUSING AUTHORITIES	DeQuincy Housing Authority	0H16	2
HOUSING AUTHORITIES	DeRidder Housing Authority	0H56	5
HOUSING AUTHORITIES	Eunice Housing Authority	0H15	3
HOUSING AUTHORITIES	Marksville Housing Authority	0H25	4
HOUSING AUTHORITIES	Merryville Housing Authority	0H13	2
HOUSING AUTHORITIES	Minden Housing Authority	0H65	11
HOUSING AUTHORITIES	New Iberia Housing Authority	0H28	1
HOUSING AUTHORITIES	Rapides Housing Authority	0H71	7
HOUSING AUTHORITIES	St John The Baptist Housing Authority	0H54	2