




























Disaster Supply Kit Visual Checklist

A disaster supply kit includes basic items that can help you survive hunger, weather conditions, medical conditions, loss of mass resources, and also meet basic needs. Your disaster supply kit should be assembled prior to an emergency or disaster event and kept in an easily accessible location. You may choose to assemble one large kit for your family or break your household kit into multiple kits (i.e. one for each family member).

<input type="checkbox"/>  Non-perishable Food	<input type="checkbox"/>  Water (3 day supply min — 1 gallon per day, per person)	<input type="checkbox"/>  Battery-powered Radio or TV	<input type="checkbox"/>  Flashlights with Extra Batteries	<input type="checkbox"/>  First Aid Kit and Manual
<input type="checkbox"/>  Loud Whistle (3)	<input type="checkbox"/>  Sanitation Items (toilet paper, towelettes, etc.)	<input type="checkbox"/>  Matches or Lighter (waterproof/windproof)	<input type="checkbox"/>  Cooking Utensils (inc. manual can opener)	<input type="checkbox"/>  Items for Infants (formula, diapers, etc.)
<input type="checkbox"/>  Cash and Coins	<input type="checkbox"/>  Clothing, Towel, Blanket, & Pillow (for each family member)	<input type="checkbox"/>  Special Needs Items (prescriptions, eyeglasses, hearing aids, etc.)	<input type="checkbox"/>  Hygiene Products (toothbrushes, soap, etc.)	<input type="checkbox"/>  Sturdy Shoes/Boots (for each family member)
<input type="checkbox"/>  Family Documents (birth certificates, insurance cards, passports, etc.)	<input type="checkbox"/>  Rain Gear (for each family member)	<input type="checkbox"/>  Signal Flare	<input type="checkbox"/>  Tent/Camping Equipment	<input type="checkbox"/>  Paper Goods (towels, plates, etc.)
<input type="checkbox"/>  Notebook and Pens	<input type="checkbox"/>  Activities for Children	<input type="checkbox"/>  Camp Stove/Grill (with fuel)	<input type="checkbox"/>  Duct Tape	<input type="checkbox"/>  Tools for Cutting Off Utilities

Consider your family's special needs and create your disaster supply kit accordingly. Make sure each person in your family knows the location of the disaster supply kit. Should you ever experience an emergency or disaster situation, be sure that you grab your disaster supply kit.